

# **TAKING THE NEXT STEPS...**

*The purpose of all of the work that  
we do together as a fellowship,  
in local NA communities  
and through NA World Services,  
is to reach those who haven't yet heard  
our message of recovery.*

**NA WORLD SERVICES, INC.**

**ANNUAL REPORT**

**1 JULY 2006 – 30 JUNE 2007**



# Contents

<b>Taking the Next Steps</b>	
A Note from Your World Board	1
Your World Services Trusted Servants	3
<b>Going Places...</b>	<b>4</b>
<b>Worldwide Workshops</b>	<b>9</b>
<b>Project Updates</b>	
Basic Text Project	13
Targeted Literature – Youth	14
Board-Approved Service Materials	15
<b>Fellowship Issue Discussions</b>	<b>17</b>
<b>Public Relations</b>	<b>19</b>
<b>Translations and Fellowship Development</b>	<b>21</b>
<b>Fellowship Services</b>	<b>23</b>
<b>Information Technology</b>	<b>27</b>
<b>Our Fellowship's Literature</b>	<b>31</b>
<b>Conventions and Events</b>	<b>33</b>
<b>Map of Groups and Meetings by Region/Country</b>	<b>35</b>
<b>Staff and Offices</b>	
Chatsworth, California	41
Canada, Europe, Iran	42
<b>Financial Reports</b>	
About the Financial Reports	47
Unit Distribution Trends	48
Consolidated Statement of Financial Position (Balance Sheet)	55
Consolidated Statement of Activities (Income Statement)	56
Independent Auditors' Report	61
Fellowship Contributions	72

All of the efforts of  
Narcotics Anonymous  
World Services are inspired  
by the primary purpose of  
the groups we serve. Upon  
this common ground we  
stand committed.



# Taking the Next Steps...

## A Note from Your World Board



The annual report is a brief glimpse at some of the work we have done together in a year's time, as well as a look ahead to what is in store for the coming year. The work we do here at NA World Services is a direct extension of the primary purpose of every NA group: to carry the message to the addict who still suffers. As a worldwide fellowship, we must constantly ask ourselves what it looks like to carry out our primary purpose on a global scale. The answers to that question are found in our vision statement. For another year, we have worked together toward the goals set forth in that statement, as directed by the fellowship as a whole.



This fiscal year began shortly after the 2006 World Service Conference and ended just before the Thirty-Second World Convention held in San Antonio, Texas. Early in the fiscal year, we devoted a great deal of our resources to processing and following up on work and decisions that arose at the conference, and at the end of the year, much of our time and energy was given to preparations for WCNA-32. On a more somber note, our Meetings and Events Manager of fourteen years, Mike Polin, was diagnosed with stomach cancer mere months before the latest event he had planned. Even while undergoing chemotherapy, he continued to serve as a resource and a guide for the many people it took to try to fill his shoes. He was able to attend the convention in San Antonio, and died in his home, later that month surrounded by loved ones. He will be missed.



As the fiscal year ended, long-time Fellowship Services Team staff members Freddie Aquino and Jeff Gershoff were out of the office on medical disability. Jeff remains out on permanent medical disability as he navigates the rough terrain of stage four cancer. Jeff has been a staff member since late 1988 and Freddie since early 1987. They both have had extensive interaction with the fellowship in the years of service at NA World Services and in their service to NA. Freddie Aquino passed away unexpectedly after collapsing in a regional service meeting in mid December. Many of his friends have said that he died as he lived—in service to Narcotics Anonymous. On a final sad note, Tom Rush died in early January 2008 after suffering through his own battle with cancer, as we were in the midst of finalizing this report. Tom joined the WSO



as our comptroller in early 1994 and served previously as an RD (or RSR in those years), as the WSC Treasurer and on the WSO Board of Directors. Words cannot adequately express the void left from losing four long term employees and friends.

Needless to say, this has been a difficult time for us all. Some have commented that this is the sort of time when it is scary to answer the phone, as there is no telling what bad news might come next. But the simple reality of staying clean for decades means eventually approaching that inevitable conclusion. We are grateful for each and every day that we had with our friends who have passed, whose lives were full and rich as a direct result of the miracle of freedom from active addiction.

In addition to work related to the World Service Conference and the world convention, we also worked hard to follow through with conference projects such as the Basic Text and Public Relations projects, as well as the targeted literature project for youth. The newly approved *Public Relations Handbook* went into distribution, as did review and input drafts for the Basic Text and the youth literature projects. As if that weren't enough, we also managed to conduct workshops in thirty-seven countries on five continents. It's only a matter of time, of course, until we're also doing workshops in Antarctica.

This conference cycle we held workshops on the new issue discussion topics selected at WSC 2006, Building Strong Home Groups, Who Is Missing from Our Meetings and Why?, and Our Service System. Members around the world seem to have warmed up to the issue discussion process. We have seen a great deal of energy and input in the workshops, so much so that we were even able to begin taking the next steps to advance the discussion. Those next steps were captured in the

April 2006 *NA Way Magazine* issue discussion topic article. We were also able to craft a tool from your input, the "Building Strong Home Groups" worksheet, which was a part of that article. The ideas and concerns that you share with us about the issues give us the material we need to support your efforts to better carry the NA message.

As the issue discussion process grows and evolves, we hope you'll continue to make it a part of how you work with one another in your communities. Our discussions with each other help us work together to identify best practices and solutions to the challenges we all face. Written materials, such as the Basic Text or any service handbook, for example, are wonderful tools that aid us in our efforts to recover and serve. Nothing, however, can take the place of the power we tap into when we come together to share our experience, strength, and hope. The input and ideas you have given us in these ongoing conversations have made it possible to incorporate new solutions into the work we do at all levels.

It has been a great year of learning for the seven World Board members who were elected at the 2006 WSC. The trust and confidence placed in these five new and two returning board members was very well placed, and we continue to appreciate the enthusiasm and courage with which they all serve.

Our most important message, of course, is a message of thanks to the entire NA Fellowship for another year of support and cooperation. The work that begins in every NA group around the world is what makes it possible for us to serve. We hope you'll keep in mind, as you read this report, everything written here is what we, as a worldwide fellowship, are doing together. Don't hesitate to send us your questions, comments, and ideas.



## World Board Members

Board Member	Year Elected	Current Term Ends	From
Mary Banner	2004	2010	Dallas, Texas, US
Ron Blake	2004	2010	Richmond, Victoria, Australia
Piet de Boer	2004	2010	Göteborg, Sweden
Jim Buerer	2002	2008	North Chicago, Illinois, US
Michael Cox	2004	2010	Marbella, Malaga, Spain
Paul Craig	2006	2012	Quispamsis, New Brunswick, Canada
Mukam Harzenski-Deutsch	2004	2010	Ship Bottom, New Jersey, US
Arne Hassel-Gren	2006	2012	Victoria, British Columbia, Canada
Ron Hofius	2006	2012	Albuquerque, New Mexico, US
Franney Jardine	2006	2012	Olympia, Washington, US
Mark Hersh	2006	2012	Milwaukee, Wisconsin, US
Tom McCall	2006	2012	Anahola, Hawaii, US
Ron Miller	2004	2010	Winter Haven, Florida, US
Tonia Nikolinakou	2006	2012	Athens, Greece
Craig Robertson	2004	2010	Devon, Pennsylvania, US

### Human Resource Panel

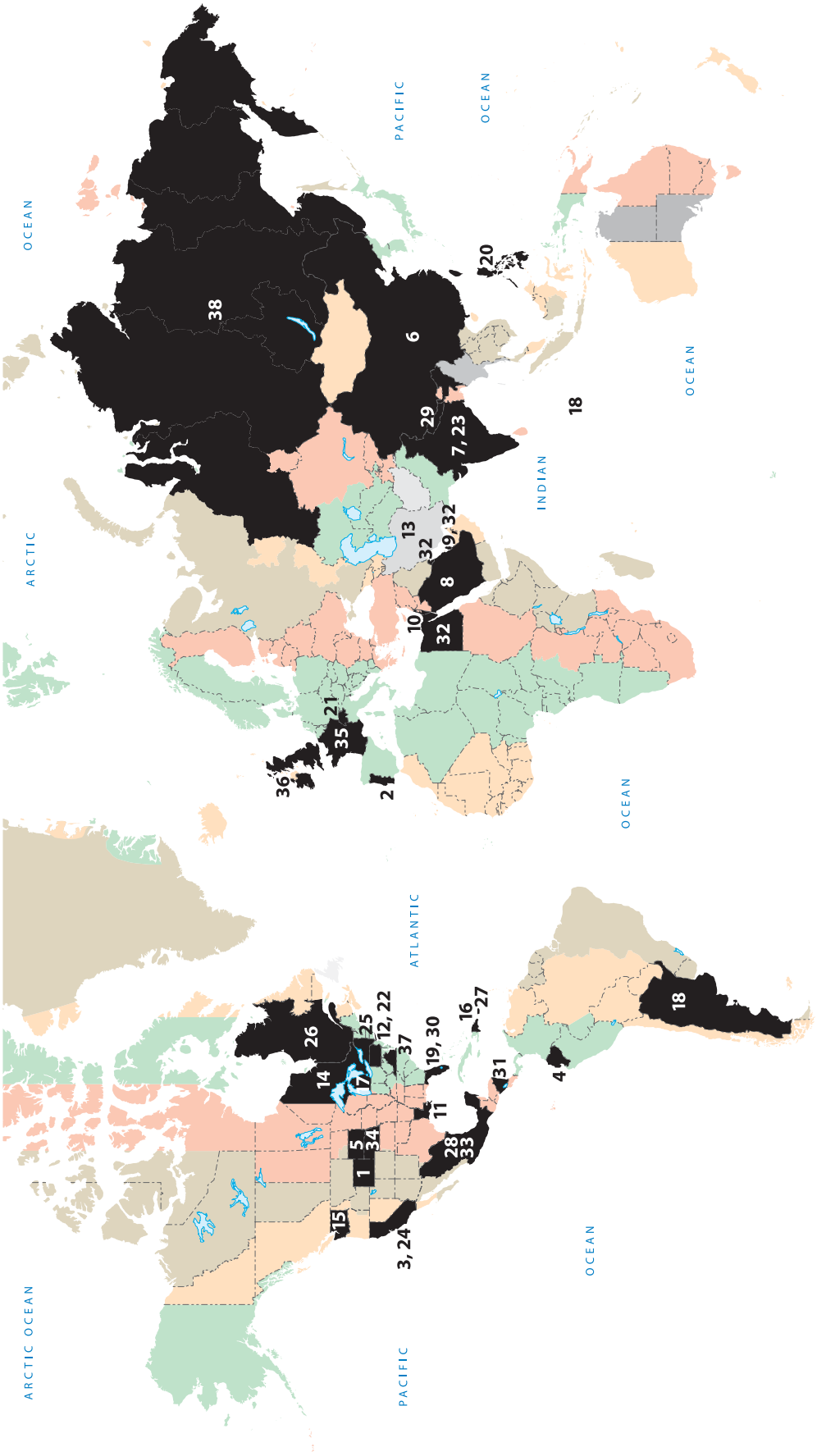
Mindy A	2004	2008	Sparta, Missouri, US
Mary Kay B <sup>1</sup>	2006	2010	Martinsville, Virginia, US
Sergio R	2004	2008	Chitre, Herrera, Panama
Greg S	2006	2010	Newnan, Georgia, US

### WSC Cofacilitator

Jimmy S, Bethesda, Maryland, US

<sup>1</sup> Resigned in 2007 due to personal reasons.

# NAWS Service Events





# Going Places...

## NAWS Service Events

### July 2006

1. Rocky Mountain Zonal Forum–  
Cheyenne, Wyoming
2. European Delegates Meeting &  
ECCNA–Porto, Portugal
3. Western States Zonal Forum–  
Goleta, California

### August 2006

4. Ecuador Regional Convention–  
Guayaquil, Ecuador
5. Plains States Zonal Forum–  
Rosebud, South Dakota

### September 2006

6. Fellowship Development–  
Shanghai and Kunming, China
7. Fellowship Development Workshops–  
Bangalore and New Delhi, India
8. First Saudi Arabia Convention–  
Dhamam, Saudi Arabia
9. Middle East Workshops–  
Manama, Bahrain
10. Israel Regional Convention–  
Nave Zohar, Israel
11. Worldwide Workshop–  
New Orleans, Louisiana

### October 2006

12. Tri-State Learning Day–  
Pittsburgh, Pennsylvania
13. Fellowship Development  
and Public Relations–Iran

### November 2006

14. Canadian Assembly and Convention–  
Toronto, Canada
15. Western Service Learning Days–  
Seattle, Washington
16. Santo Domingo Area Convention–  
Boca Chica, Dominican Republic
17. Metro-Detroit Regional Convention–  
Pontiac, Michigan
18. Argentina Regional Convention–  
Mar del Plata, Argentina

### January 2007

19. Southeast Zonal Forum–Orlando, Florida
20. Philippine RSC Meeting and Regional  
Convention–Baguio, Benguet

### February 2007

21. European Delegates Meeting–  
Geneva, Switzerland
22. Mid-Atlantic Regional Learning  
Conference–Lancaster, Pennsylvania
23. Fellowship Development and  
Workshops–Orissa and Mumbai, India
24. Central California Regional Convention–  
Bakersfield, California
25. Hispanic Convention–  
White Plains, New York

### March 2007

26. Youth Convention–Quebec, Canada
27. Puerto Rico Traditions Festival–  
Maricao, Puerto Rico
28. Mexico Regional Convention–  
Coyoacan, Mexico
29. Asia Pacific Forum–Nepal Convention and  
Workshops–Katmandu and Pokhara, Nepal
30. Florida Service Symposium–  
Tampa, Florida
31. First Nicaragua Regional Convention–  
Managua, Nicaragua

### April 2006

32. Middle East Workshops–Egypt, Bahrain,  
and Kuwait

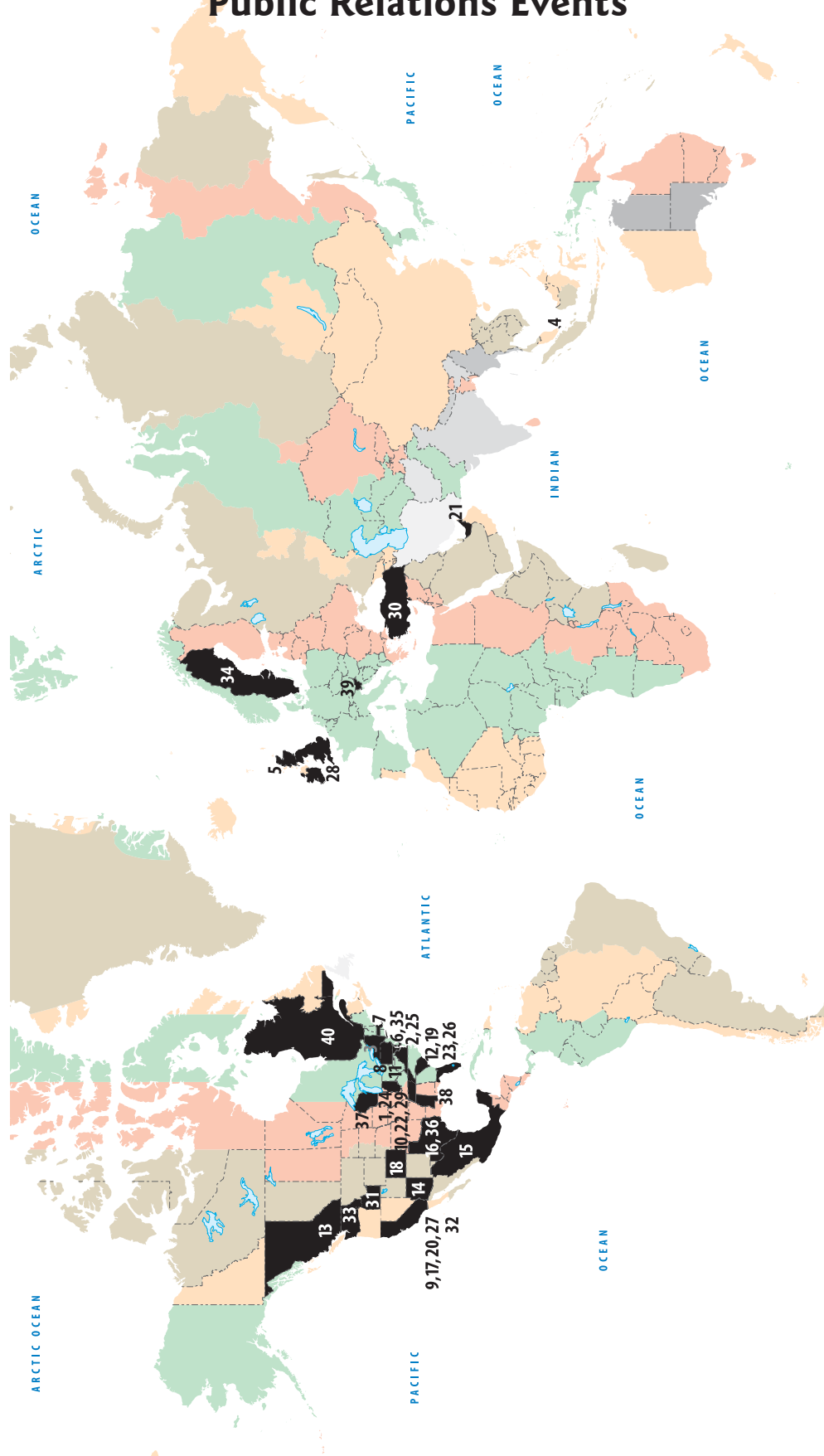
### May 2007

33. Mexico Occidente Region Anniversary–  
Jalisco, Guadalajara, Mexico
34. Worldwide Workshop–Lincoln, Nebraska
35. French Speaking Workshops–  
Paris and Marseille, France
36. PR Handbook Workshop–London, UK

### June 2006

37. Southeast Zonal Forum–  
Pineville, North Carolina
38. Russian-Speaking PR Workshop–  
Moscow, Russia

# NAWS Professional and Cooperative Public Relations Events







# Going Places...

## NAWS Professional and Cooperative Public Relations Events

The events listed below represent national and international professional conferences attended by NAWS staff with the support of local trusted servants on site during the event. The conferences identified with italics demonstrate cooperative efforts by NAWS with local service bodies. Most often with cooperative events, NAWS supports by providing literature or event registration and with being an available coordinating resource for the trusted servants who are participating in the event; the attendance at the event is a service provided by local trusted servants.

1. American Probation and Parole Association – Illinois
2. American Correctional Association – North Carolina
3. World Federation of Therapeutic Communities–New York
4. Asia Pacific Institute on Addiction – Singapore
5. International Council on Alcohol and Addiction – Scotland
6. Recovery Month – Washington, DC
7. Cape Cod Symposium – Massachusetts
8. Internat'l Nurses Society on Addictions – Pennsylvania
9. National Association of Alcohol and Drug Addiction Counselors–Burbank, California
10. Employee Assistance Professionals Association – Tennessee
11. *Criminal Justice Conference – Region of the Virginians*
12. South East Conference of Alcohol and Drug Counselors – Georgia
13. *Edmonton Substance Abuse Professionals Conference – British Columbia Region*
14. *Teen Maize – Arizona*
15. International Congress on Addiction – Mexico
16. *Texas HIV/AIDS Conference – Tejas Bluebonnet Region*
17. *National Catholic Council on Addictions Conference – San Diego/Imperial Region*
18. *Winter Symposium on Addictive Disorders – Colorado Region*
19. American Probation & Parole Association – Georgia
20. Twelve-Step Advisory Board–California
21. United Arab Emirates International Conference on Addiction – Abu Dhabi
22. Federal Parole and Probation Conference–Tennessee
23. American Society of Addiction Medicine–Florida
24. *Illinois Probation & Court Services – Greater Illinois Region*
25. *California Association of Alcohol and Drug Counselors – Northern California Region*
26. *Florida Drug Court Professionals – Florida Region*
27. *California Association of Alcohol & Drug Education – Region 51*
28. UK/European Symposium on Addiction–United Kingdom
29. American Jail Association–Tennessee
30. *14th European Communities Against Drugs – Turkey*
31. *Idaho Conference on Alcohol & Drug Dependency – Southern Idaho Region*
32. *National Association of Addiction Treatment Professionals – San Diego/Imperial Region*
33. *NW Conference on Behavioral Health and Addiction Disorders – Washington – No Idaho Region*
34. International Council on Alcohol and Addiction – Sweden
35. National Association of Drug Court Professionals–Washington, DC
36. *Texas Correctional Conference – Tejas Bluebonnet Region*
37. *National Rural Institute on Alcohol/Drug Abuse – Wisconsin Region*
38. *MidSouth Summer School on Addictions – Arkansas Region*
39. *Eastern Federation of Therapeutic Communities – Slovenia*
40. *College of Problems of Drug Dependency – Quebec Region*

Our vision is that one day:

Every addict in the  
world has the chance to  
experience our message  
in his or her own language  
and culture and find  
the opportunity for a  
new way of life...



# Worldwide Workshops

NAWS worldwide workshops are a unique opportunity for members of the World Board and NAWS staff to interface directly with members from all over the world. These interactions provide NAWS with the chance to collect valuable input regarding the fellowship issue discussions and other world services work. Local members who might not otherwise get involved with world-level service are usually quite pleased to be able to participate directly with World Board members, NAWS staff, and other members who travel from any number of places to take part in these workshops.



New Orleans, LA

## New Orleans, Louisiana

This trip to New Orleans seemed like a good opportunity to show support for an NA community still working to overcome the devastation that followed Hurricane Katrina. NAWS conducted eight sessions, the first of which, on Friday night, was an update of recent NAWS activity. Workshops held on Saturday and Sunday focused on the three issue discussion topics for this conference cycle, as well as Unity, Leadership in NA, and Medication in Recovery; and included a town hall meeting to discuss issues of local importance. Attendance ranged from eighty to 200 participants over the course of the weekend, with around thirty-five regional and alternate delegates from across the US. We were slightly disappointed to not have more local members present for the entire weekend, but were glad that more attended as the weekend went on. This workshop also served as a training opportunity for new board members and staff.



Managua, Nicaragua

## Lincoln, Nebraska

The worldwide workshop in Lincoln began with a Friday night NAWS update session, followed by seven workshops on Saturday and a wrap-up session on Sunday morning. Workshops covered the three issue discussion topics, as well as How to Be an Effective RCM, Medication in Recovery, and Leadership in NA; and included a session on the Area Planning Tool. Active discussion in the workshop on medication affirmed that we are on the right track in looking for balance and



Lincoln, Nebraska



new approaches on this issue. Approximately 130-150 members attended the two days of the workshop. Once again, thirty-five or more delegates and alternates from around the US were present for the worldwide workshop. The strong attendance of delegates seems to raise the question of whether we should consider adapting the topics for some of the sessions at future US workshops. Some initial thoughts include the idea of conducting training workshops for delegates alongside the typical discussion-based sessions for members with less NAWS workshop exposure.

Each session in Lincoln was well attended, with a wide variety of cleantime and service experience represented. We were gratified by both the warm reception from local members and the satisfaction expressed by everyone who traveled to attend the workshop. Many attendees asked for copies of the notes each session generated and copies of the short movies we showed through the course of the weekend. As always, we do our best to report on these ideas in *The NA Way Magazine* and *NAWS News*, and to incorporate the concerns of the fellowship into our ongoing work.

## India

We continued in our commitment to the subcontinent of India, visiting five cities during two trips in September and February. We attended regional and area service meetings and conventions, and conducted seventeen

workshops on the IDTs, Area Planning Tool, Unity, and more. We continue to work with the language issues that these diverse communities face, but are heartened by the consistent influx of new members to NA in India. Information about a translations workshop we held can be found in the Translations and Fellowship Development section of this annual report.

## Iran

Between October and November of 2006, NAWS spent nearly a month in Iran. We visited seven cities and conducted twelve workshops throughout the ten areas of the region. Unlike in many other NA communities, area service meetings in Iran must limit attendance to trusted servants to avoid being overcrowded to the point of unmanageability. We also held two workshops with the Iranian Center for Addiction Studies, which provided an opportunity for talks with local medical professionals and PI committee members. With over 7,000 meetings and an estimated 100,000-plus members, the Iranian NA

community continues to grow and is becoming an increasingly powerful resource for the other communities of the Middle East. Their flexible, open-minded approach to the service structure and their spirit of unity and cooperation set a great example. While there are challenges in Iran, as well as other countries in the Middle East, to reaching women with our message, the Iran region has made a concerted effort to





overcome those challenges. As a result, we were able to hold three women's workshops during the course of our visit.

## Middle East

We made two other trips to different parts of the Middle East during September and April, visiting Egypt, Saudi Arabia, Bahrain, Kuwait, and Israel. In September, in Bahrain, eight countries attended a series of workshops on such diverse topics as sponsorship, mock PI presentations, and effective ASC meetings. During this trip we also included a visit to the women's section of a Saudi treatment facility with the only women in recovery in the Gulf region, hoping to encourage more female members in the Middle East. When we returned to Bahrain in April, we funded thirty-seven delegates from ten communities, including six women. We believe this shows how the NA program can work within any culture and find a way around what may first appear to be obstacles. One of many highlights included a visit to a prison in Bahrain where

meetings have been taking place for over seven years. The prison's warden has the daily meditation from the *Just for Today* book read over the prison public address system every day.

## Other Workshops

Other highlights from the year include a series of workshops in Nepal, a return visit to China, three days of discussion across France, and two days with 160 funded participants from twenty-five Eastern European communities in Moscow. We also found time to attend nine zonal forum meetings in five countries, five assorted learning days and service events, and fifteen regional conventions, including events at the lowest elevation on Earth in Israel and at one of the highest points on Earth in Nepal. It truly has been a busy year.



Russia Voronezh local workshop poster



...NA communities  
worldwide and  
NA World Services  
work together in a  
spirit of unity and  
cooperation to carry our  
message of recovery...

# Moving Forward with Conference Projects

The projects and decisions made at each World Service Conference set the course of NAWS work for the next two-year cycle. The following updates mark the progress we have made on the work coming out of WSC 2006.

## Basic Text Project

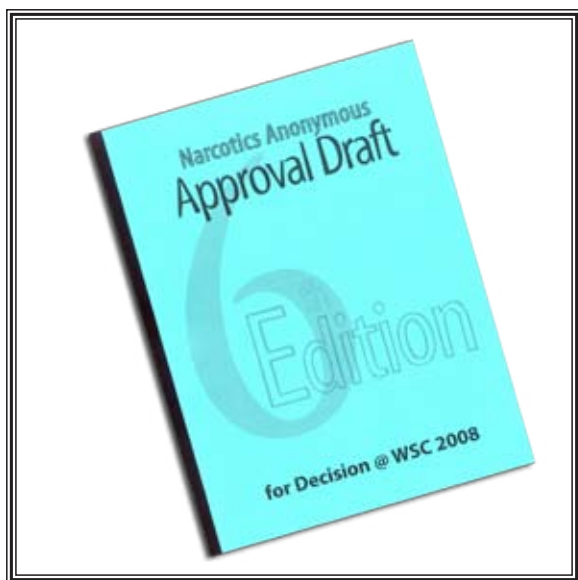
After several years of work, the Basic Text Project drew to a close shortly after this fiscal year ended. The project had been ongoing since the 2004 World Service Conference passed a motion to revise the Basic Text by replacing some or all of the personal stories, adding an introduction to the personal stories, and adding a new preface to the book.

At the time of the last annual report, the review draft had just been mailed out to the fellowship. During the six-month review period we mailed out 4,493 copies of the draft, and more than 3,000 copies were downloaded from our website.

We received approximately 350 pieces of input in return, sixty percent from individual members, seventeen percent from groups, and twenty-three percent from committees.

In our efforts to make it as easy as possible to give input on the draft, we posted a form online that members (or groups or committees) could use to submit input if they preferred that method over mailing us their thoughts. We tried to make the web interface as anonymous as possible, but of course, as with anything new, we learn as we go; and we realized after the forms went up that it would help to know where in the world the input was coming from. So we added a country/state check box later. Of the input for which we know locations, a little more than ten percent came from outside the US:

Brazil	Canada	Gibraltar	Greece
Ireland	Kuwait	New Zealand	Norway
Russia	Turkey	Uganda	UK



The majority of the input was positive, but there were plenty of ideas that helped make the draft better. As a result of the input, we added reflections (the shorter pieces of sharing) to the Beginnings section, noted the reflections in the table of contents, provided a brief explanation at the beginning of each set of reflections, moved some stories, revised many abstracts, and clarified language throughout the draft.

At the same time that we were reading through the input and revising the draft, we were continuing to scout for stories that filled the gaps in the draft. In what may have been the most difficult set of decisions throughout the whole project, we replaced ten of the stories from the review draft with ten of these “gap-filler” stories.

At the time this annual report was being put together, the approval draft had just been published. The draft contains pieces from members with such a wide range of clean time, experience, and demographics that it should speak to anyone who picks it up looking for identification or inspiration. The fifty-one stories in the draft come from members recovering in twenty countries:

Australia	Brazil	Canada
Colombia	India/Bahrain*	Iran
Ireland	Israel	Japan
Kenya	Mexico	Netherlands
New Zealand	Norway	Portugal
Russia	Saudi Arabia	US
US/Italy*		UK

\*got clean/now resides

With each passing year, we are able as a fellowship to more fully embody our vision: “that every addict in the world has a chance to experience the NA message in his or her own language and culture.” Milestones like the approval draft of the Sixth Edition Basic Text really bring that home.

The draft will be voted on at the 2008 World Service Conference, and if approved, will be published by October 2008.

## Targeted Literature


### Youth IPs Project

Fellowship issue discussions and public relations roundtables in recent years have demonstrated a rising demand for literature addressing the needs of specific populations of addicts. One element of our vision speaks to our goal “that every addict has an opportunity to experience our message in his or her own language and culture.” The call for targeted literature demonstrates that there are many subcultures that don’t readily identify with the mainstream population of the NA Fellowship. Just as existing literature has often served to carry our message when no member was present to do so, literature targeted to specific groups can convey the fact that there is room in our fellowship for every manifesta-



tion of the recovering person. Other addicts from their particular subculture may not be present in the meetings they attend, but targeted literature might help these addicts stay clean long enough to begin to identify with other addicts, “regardless of.”

At WSC 2006, conference participants overwhelmingly selected youth as a priority group for the targeted literature project plan. Shortly after the conference, workgroup members for this project were selected, including eight members who are between eighteen and thirty years old, with clean time ranging from eighteen months to ten years. Over the course of two meetings, the workgroup developed two draft pieces, “By Young Addicts, For Young Addicts” and “For the Parents or Guardians of Young People in NA.” The latter is an informational pamphlet aimed at informing the parents of young addicts about NA, while highlighting particularly relevant considerations for parents and guardians. The drafts were distributed for review and input by the fellowship-at-large between 1 March and 31 May 2006. The workgroup met shortly after the close of the fiscal year to consider the input. The pieces were revised according to the workgroup’s recommendations.



Revised drafts, pending board approval, will be distributed in approval draft form to the fellowship through the Conference Agenda Report, which will be published in November 2007, and then voted on at the 2008 WSC.

## Board-Approved Service Pamphlets

The 2006 World Service Conference passed a motion “to allow the World Board to develop and approve service-related information pamphlets and tools for distribution to the fellowship.” This motion put a great deal of trust in the World Board, and marks a step in a new direction for creating the tools our service bodies need to function well. One important benefit of this process is that it allows the World Board to take action much more quickly in response to the needs and concerns of the fellowship, including the fellowship’s input on these board-approved service materials. The board worked through this fiscal year to put together the first set of service pamphlets, which were released for distribution shortly after the end of the fiscal year. The following four service pamphlets remain available:

### NA Groups and Medication

In keeping with our Twelve Traditions, NA groups must have no opinion on members’ personal medical decisions. For this reason, group members and trusted servants sometimes find it difficult to handle situations involving members’ use of medication. This piece is meant to help groups find their role in such situations.





### ***Disruptive and Violent Behavior***

Similarly, groups may encounter times when the behavior of one or more people in a meeting challenges the atmosphere of recovery. The act of balancing the rights of an individual with the group's primary purpose can be difficult. This piece is meant to provide groups with considerations to help in their discussions and decisions.

### ***Group Business Meetings***


This piece contains a number of ideas to assist group trusted servants in their regular business meetings. The piece includes both a sample group business meeting format and a set of questions to consider during a group inventory.

### ***Group Trusted Servants: Roles and Responsibilities***

The last of these five pieces concerns the typical service positions at the group level, drawing from and adding to information from *The Group Booklet* and IP #2, *The Group*. The

piece is meant to both provide a more current understanding and to convey the fact that each group is free to adapt these positions to their needs.

This new process for developing service pamphlets could prove to be a very positive step for the World Board in its efforts to support groups and committees as they work to carry the message. Based on input from the fellowship regarding one service pamphlet, *An Introduction to NA Meetings*, the World Board decided to cease distribution of that piece. Some of the response to that piece showed us that we have not yet come up with a clear definition of what distinguishes service pamphlets from other literature. This will be discussed at the 2008 World Service Conference to guide the future of this track of literature development.





# Fellowship Issue Discussions

As mentioned previously, the fellowship issue discussions project has continued to grow and evolve. In our workshops around the world that followed the conference, we conducted sessions on all three issue discussion topics, Building Strong Home Groups, Who Is Missing from Our Meetings and Why?, and Our Service System. This year marked an exciting new development. The input we collected from these workshops gave us a better understanding of the needs and concerns of our fellowship across the globe, so we processed that information to adjust our approach to each of the three topics. We published an article in the April *NA Way Magazine* that included the information we gathered, as well as a new tool created from your input. The “Building Strong Home Groups” worksheet and the accompanying “Qualities of a Strong Home Group” information sheet came directly from the information you gave us in workshops on that topic. We hope that you’ll make use of these tools in your groups and continue to send us your reactions.

In preparation for the 2008 World Service Conference, we have continued to collect input for all three issue discussion topics. Those topics include:

## Building Strong Home Groups

Fellowship input on this topic led to the development of two new tools for groups to use. Members from around the world shared common ideas and understandings about what it means to have a strong home group. The “Qualities of a Strong Home Group” information sheet that appeared in the April 2007 *NA Way Magazine* is a collection of the ideas culled from the input we received. To help groups embody those qualities, we created the “Building Strong Home Groups” worksheet, a simple resource that outlines basic steps for growth as a group. This tool was modeled after the Area Planning Tool, a resource that came out of the *PR Handbook*. We hope to hear from groups about their experiences with these tools.





## Who Is Missing from Our Meetings and Why?

Three themes emerged in this topic. First, different people are missing from each NA community. Second, some missing addicts never find NA. Third, if the missing addicts did find NA, they clearly didn't stay. The first step in each NA community is to look at the local population to find out who's missing. If the missing addicts never find NA in the first place, local service bodies can look at their outreach efforts. Our service bodies might not adequately reach certain demographic groups, or may not sufficiently dispel misunderstandings about what NA is or who NA is for. If these addicts find NA but don't stay, our groups and members can examine their efforts to welcome everyone. It might be that our behavior, or the behavior of people in our meetings, alienates some potential members. We might not be able to make every member feel equally welcome, but we can certainly do our best to not make anyone feel unwelcome.

In some ways, this challenge is a sign of our growth as a fellowship. We have done a lot to reach addicts in mainstream populations. We now have the chance to try to fill the gaps. As the base of our fellowship expands, the point of our freedom will continue to reach new heights. In upcoming workshops, we can work together to continue looking for local solutions.

## Our Service System

Input on this topic fell into three main categories: maintaining an atmosphere of recovery in our service meetings, developing a leadership culture, and making good use of our resources. The first category is about find-

ing ways to have service bodies that are better examples of the spiritual growth our program offers. As a fellowship, we can explore ways to establish a warm, welcoming atmosphere in service meetings just as we do in recovery meetings. The second category, leadership, is essential for that goal. Members who live our program in their service efforts set a great example for others, especially newer trusted servants. Effective leadership based on spiritual principles will help make service attractive. This will help us improve in the final category—managing our resources. Our resources are usually spread thin. In addition to making service attractive, we need to raise awareness among our membership that financial contributions are needed to fund our services. Once we have the people and money to do our work, we need to make wise use of those valuable resources. Careful planning is crucial for that. Tools such as the Area Planning Tool and the Building Strong Home Groups Worksheet are ways to implement planning in our efforts.

We will continue to discuss these topics around the world in preparation for WSC 2008, and the *Conference Agenda Report* will include essays and questions to guide those discussions.

# Public Relations

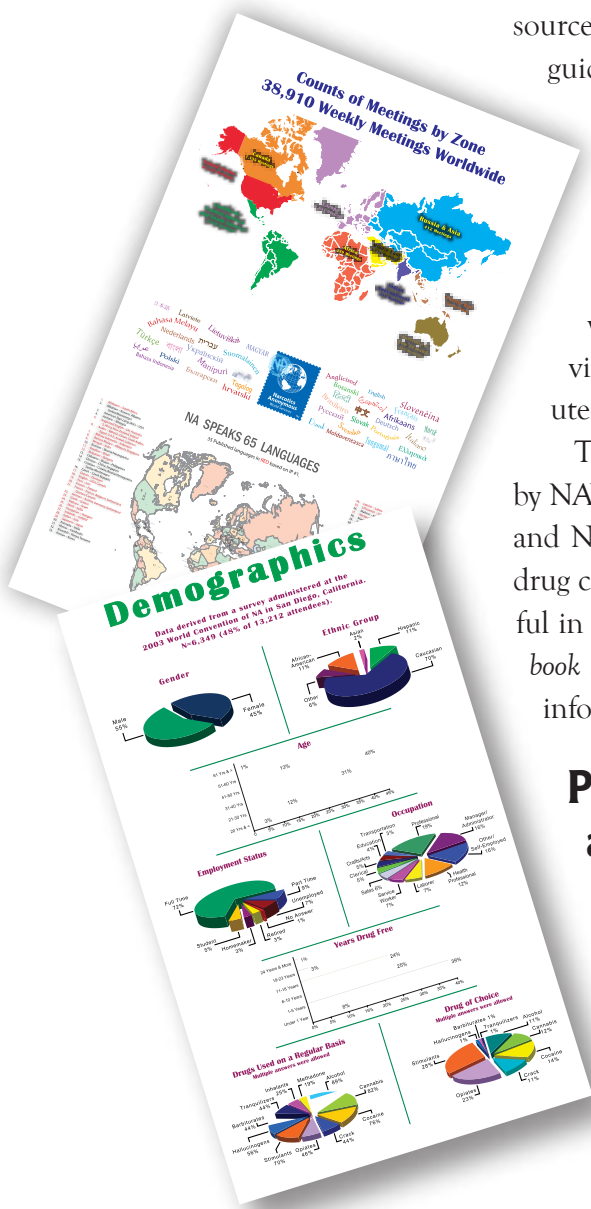
The *Public Relations Handbook* was released to the fellowship in November 2006, and has steadily grown with the addition of resource material since its initial printing. Currently, the handbook contains addenda for most of the thirteen chapters, separated by tabs for easy reference. One such addendum, the Area Planning Tool, appears to be a valuable resource for areas and regions that want to improve provision and coordination of services. Other released addenda include a traditions worksheet; a presentation format; and media, phonline, treatment, and criminal justice resource materials. Currently under development are a quick start guide and a frequently asked questions (FAQ) section for the entire handbook.


A public relations focus group was held in August 2006. Trusted servants from the US, South America, Canada, and Europe with years of service in public information met to exchange their experience about what is working well and what is needed to help improve service provision. Many of their current best practices and ideas contributed to the development of the addenda for the handbook.

The PR News section of *The NA Way Magazine* was developed by NAWS to create a forum for dialogue among PR/PI committees and NAWS, and to discuss various topics such as medication and drug court cards and protocols. This forum has also been very helpful in the gathering of information about the *Public Relations Handbook* and its use by service committees, and in disseminating that information back to the fellowship.

## PR Workshops for Professionals at WCNA-32

NAWS hosted two PR workshops at WCNA-32 in San Antonio, Texas: one for criminal justice professionals and another geared toward the medical and treatment professions. This was the first time this kind of workshop was offered at a world convention. The overarching theme of the workshops was the building of cooperative efforts with professionals, which will help NA to carry the message of recovery.





## Professional Conferences

NAWS continued to interact with professionals at various events and conferences worldwide to inform professionals about NA and to maintain and cultivate professional relationships. We provide professionals with NA recovery literature resources, listen to their concerns about issues (particularly comments about medication), dispel any misconceptions they may have about NA, and also show them how to access the NAWS website for meeting and local contact information.

NAWS participated in conferences with drug court, correctional, and treatment professionals such as the National Drug Court Professionals, the American Jail Association and American Correctional Association, Recovery Month Planning Partners, and the American Society of Addiction Medicine, to highlight a few.

The majority of these events were in the US; however, we did participate and formally present information about the Narcotics Anonymous program at the International Conference on Alcohol and Addictions in

Stockholm, Sweden (June 2007) and the United Kingdom/European Symposium on Addictive Disorders in London, UK (May 2007). Additionally, we presented at the World Federation of Therapeutic Communities in New York, NY, USA (September 2006) and the International Congress on Addictions in Mexico City, Mexico (December 2006). All these efforts contribute toward realizing our vision that Narcotics Anonymous has universal recognition and respect as a viable program of recovery.

## Conference Partnerships

In April 2006, during the public relations session at the conference, NAWS informed conference participants that we are willing to partner with regions and zones to further our public relations efforts. NAWS cannot attend all conferences, and we welcome collaboration with regions and zones. In this annual report period, we partnered with twenty-three areas and regions, which increased our presence at professional conferences tremendously. These conferences were held in the US, Canada, the Middle East, Europe, and South America. Hundreds of additional professionals in the addiction field now have information about the NA program of recovery and our global peer support network as a result of these partnerships. We are making strides in helping to realize our vision of NA as a viable and credible community resource.

As more professionals become aware of our translated literature and the numerous countries where the NA Fellowship is thriving, they can truly appreciate the worldwide peer recovery network.



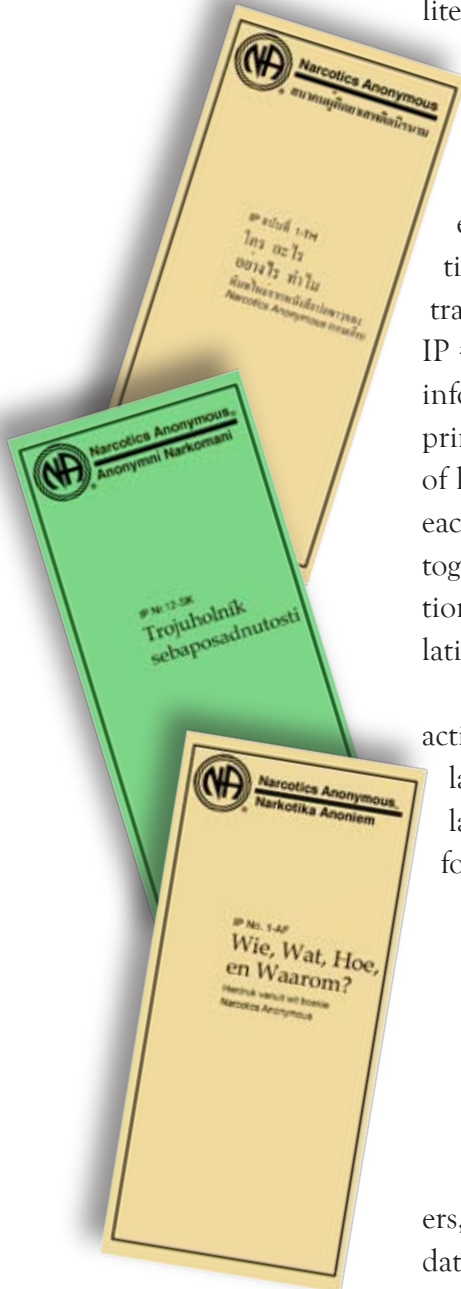
# Translations and Fellowship Development

As of 2007, NA speaks sixty-five languages. Of those sixty-five, literature and keytags have been produced in thirty-five. It's a wonderful thing to have a minimum of one piece of literature available to addicts of that many language groups, and we are striving to complete as many more translations projects as possible. The process begins within each language group, when enough members are able to pull together and form a translations committee. One of the first important steps for each new translations committee is to arrive at a satisfactory translations of IP #1, *Who, What, How, and Why*. The language in that particular information pamphlet is crucial, as it contains the fundamental principles that make up the NA philosophy. Part of the importance of having local committees work through this on their own is that each NA community will then need to approach those core ideas together as a group. NAWS staff and a board-appointed translations evaluation group go to great lengths to ensure that each translation, IP #1 and beyond, maintains NA philosophy.

Of the nearly 300 translation projects in the queue, we are actively working on almost eighty projects in more than forty languages. In the last year, a total of fifty-five products in other languages became available for distribution, including in the following languages:

Afrikaans	Arabic	Brazilian	Castilian
Farsi	French	German	Hebrew
Hindi	Icelandic	Italian	Japanese
Lithuanian	Norwegian	Russian	Slovak
Spanish	Swahili	Swedish	Thai

A few notable projects were completed this fiscal year. For starters, IP #1 has been translated into Thai. This establishes a foundation that makes it possible for Thai translations committees to work on further projects. A revised version of the Basic Text in Russian was published this year, marking progress for the Russians





as they have decided on a word for “addict” upon which they can all agree. Additionally, the White Booklet was translated into Hindi this year, and the *Sponsorship* book into German, among many other projects completed.

A few translations pieces to look forward to in the coming year include: *Sponsorship* in French and Brazilian; the *Introductory Guide* in Arabic; the Basic Text and White Booklet in Turkish; *Just for Today* in Japanese, Swedish, and Russian; and *The NA Step Working Guides* in Portuguese.

# Translations Workshop – Nepal

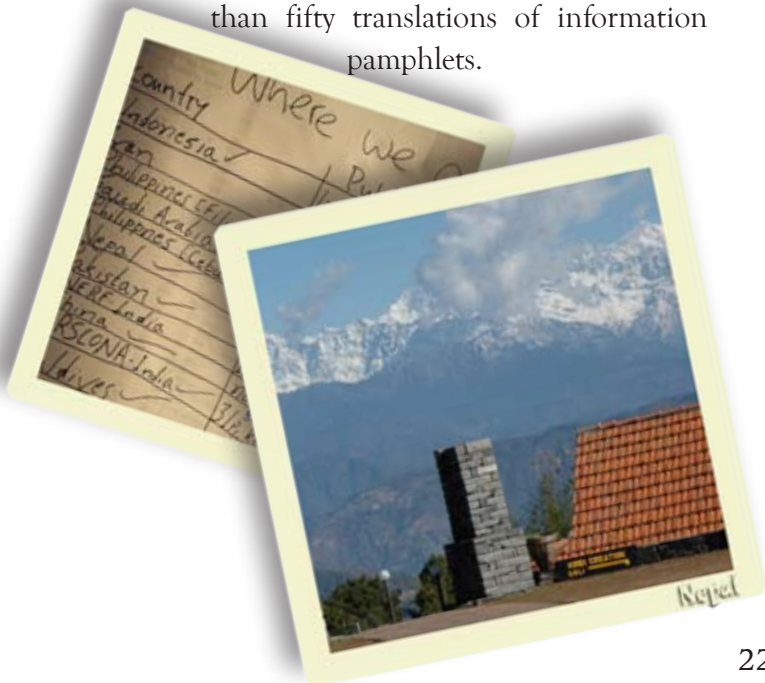
We held one major translations workshop during the course of this fiscal year, in conjunction with the Asia Pacific Forum in Nepal. Over eighty members, including twelve representatives from the six area LTC subcommittees of Nepal, participated in the workshop. These members came from a total of seventeen communities, representing fourteen different literature translation committees. In the course of the past year, these committees were collectively responsible for completing more than fifty translations of information pamphlets.

The translations workshops began with a panel of speakers who shared about their experiences as LTC members, followed by Q&A, and, finally, workshops that consisted of both small- and large-group exercises. As a large group, participants discussed the idea of conceptual fidelity in translations, using fictitious examples of simple translation mistakes that can dramatically change meanings of sentences or phrases. In small groups, members had a chance to discuss ways to solve common LTC problem scenarios using principles of the steps, traditions, and concepts.

## Translations and PR

A recent development in India highlighted the importance of literature translation to good public relations. An Indian state upheld the local language as the state's official language, requiring schools to teach only in that language and official proceedings, such as court proceedings, to take place in only that language. At the time, local members hadn't yet translated any NA literature into that language.

At the Indian regional committee meeting in February 2007, NAWS was present for a discussion about the need for proactive translations efforts. Approved translations, rather than no translations or pieces marked “draft,” can enhance our credibility among both newcomers and those who might refer addicts to us. In the months that followed, several translations efforts sprang up in India, and another translation project has been completed. This sort of energy will go a long way in enhancing NA’s public image.



# Fellowship Services

One of the most important and demanding responsibilities of NAWS is to support members, groups, and service committees all over the world. A significant portion of that work is carried out by the Fellowship Services Team. In the fiscal year 2006-2007, staff:

- ❖ compiled and sent out more than 1,100 group starter kits;
- ❖ responded to nearly 4,700 H&I requests;
- ❖ answered more than 11,000 telephone inquiries;
- ❖ responded to nearly 6,500 emails and letters; and
- ❖ responded to almost 700 miscellaneous requests.

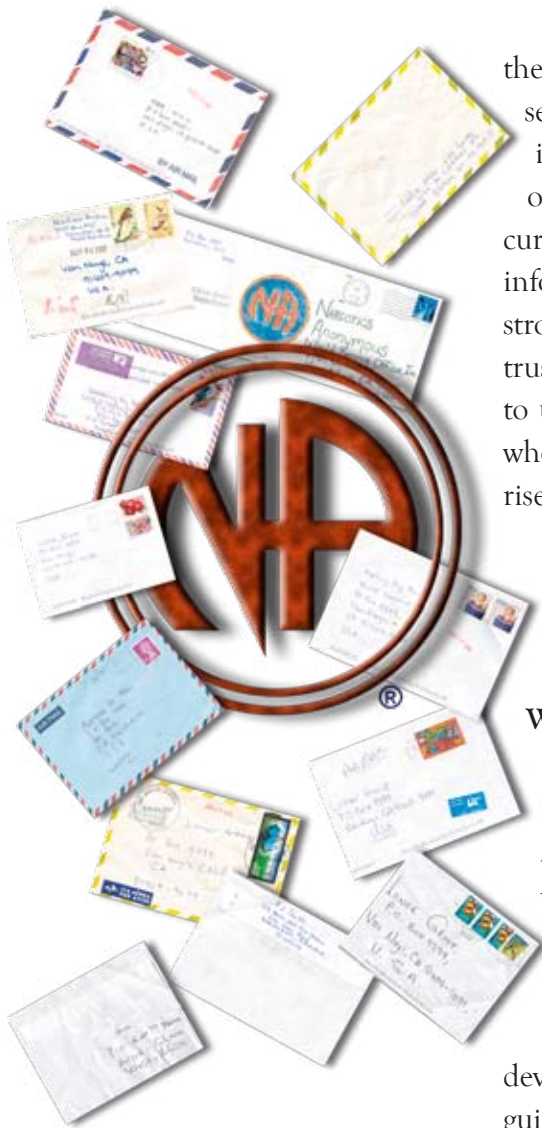
The Fellowship Services Team is also responsible for updating the NAWS database with information submitted by groups and service committees. Staff members are usually able to enter registrations and updates into the database within two to four days of submission. The information in the database affects the accuracy of the meeting locator on the NA website, as well as mailing information for NAWS communications and subscriptions. We strongly encourage areas and regions to identify a web contact—a trusted servant who can log in to the web-based database portal to update local meeting and contact information. Since the time when this process became possible, many service committees have risen to the occasion.

Here is a breakdown of updates in the past year:

	Groups	ASC/RSC	New ASC/RSC	Total
<b>NAWS Staff</b>	4,791	1,595	30	6,416
<b>Web Contact</b>	2,288	681	NA	2,969
<b>Total</b>	7,079	2,276	30	9,385

As you can see, it's a great help to NAWS to have the chance to cooperate with local trusted servants on this task. Staff members still double-check entries to ensure that there are no major errors, but web contacts add a considerable level of speed and accuracy to the group/service committee update process.

We also encourage areas and regions to send any locally developed resources (training and orientation materials, minutes, guidelines, etc.) to Fellowship Services so that they may be made available to other service committees in need. Shortly after the end





of the fiscal year, we activated an area on the website for locally developed service materials where local web contacts can upload their materials to make them immediately available to other communities.

## Fellowship Publications

Among the other services provided in the 2005-2006 fiscal year, NA World Services continued to compile, produce, and distribute the major fellowship periodicals *The NA Way Magazine*, *Reaching Out*, and *Meeting by Mail*. The first two publications are supported by editorial workgroup members. We're grateful

for their efforts to ensure the ongoing quality of these publications.

*The NA Way Magazine* is printed in six languages: English, Farsi, French, German, Portuguese, and Spanish, and is available on our website. This magazine features a variety of writing submitted by members around the world and articles created by NAWS to engage the fellowship in dialogues about current issues facing NA as a whole. In the past fiscal year, we received a multitude of submissions including essay/article manuscripts, photos, and illustrations. These submissions came from nine countries in seven languages.

*The NA Way Magazine* saw another increase in standard-print subscriptions, from just over 39,000 to more than 42,500 copies in English, French, German, Portuguese, and Spanish. Another 39,097 copies of the four issues were distributed in Farsi during the fiscal year. We continue to encourage members to sign up for electronic subscriptions, which reduces the costs associated with printing and mailing. E-subscriptions also reduce the likelihood that the printed copies will be sent back to NAWS marked "Return to Sender," which is an all-too-common occurrence. E-subscriptions are up to nearly 5,700 from just under 3,000 last fiscal year.

One of our oldest publications, *Reaching Out*, continues to give incarcerated members and members who are interested in Hospitals and Institutions service a place to share. This section of the newsletter would greatly benefit from submissions by members who have been incarcerated or who have interest/experience with H&I. *Reaching Out* provides a place for these members on the outside to share their experience, strength, and hope with members on the inside. We provide free single-copy yearly subscriptions to members who will be incar-







cerated for six months or more and subscriptions of multiple (twelve) copies for area service committees. An annual subscription of twenty copies per issue is also available for members or service committees on the outside to distribute to inmates as they see fit. Each printing of *Reaching Out* now tops 10,000 copies.

*Meeting by Mail* is sent to nearly 900 different addresses every other month. MBM gives NA "loner" members who are unable to attend meetings in person the chance to share in the process of recovery with others. In addition to loner members, many nonloners share in the process. Subscribers share their experience, strength, and hope through the newsletter and can correspond with each other independently as well, as MBM prints mailing addresses of members who are interested in receiving mail from others.

## NAWS Communications

In addition to fellowship publications, we also distribute a number of service-related publications to keep members informed about what's happening with NA World Services. Many of these publications are distributed to registered service bodies, and they are all available free of charge at [www.na.org](http://www.na.org).

*NAWS News* provides a quarterly overview of world service activity following each meeting of your World Board. *NAWS News* is published in English, French, German, Portuguese, and Spanish. In addition to being distributed to regional service committees, copies are also distributed to conference participants and registered area service committees. E-subscriptions to *NAWS News* are also available. As of this fiscal year, nearly 2,000 subscribers are notified by email each time a new issue is published to the web.

The *Conference Agenda Report* (CAR) is a tool for informing the NA Fellowship about the issues facing an upcoming conference, and is published and distributed in English a minimum of 150 days prior to each WSC, with translated versions released a minimum of 120 days prior to the WSC. Another report, the *Conference Report*, follows the CAR with comprehensive information about the status of conference projects and suggestions for new work.



...Narcotics Anonymous  
has universal recognition  
and respect as a viable  
program of recovery...

# Information Technology

Our website, [www.na.org](http://www.na.org), will always be the most conspicuous work of the NAWS Information Technology Team. The reality is, however, that there is a great deal more involved in meeting the IT needs of NA World Services than just the website. We are a constantly growing and increasingly diverse fellowship whose needs remain constant: the most useful, up-to-date, and easily accessible information possible. One of the many ways we work to carry that out is by ensuring that NAWS staff members have the tools they need to do their jobs well, and that those tools stay in good shape. Our Fellowship Services and Customer Service Teams deal with an increasingly large number of phone calls, emails, and online literature orders on a regular basis. The NAWS Information Technology Team works hard to ensure that these communications take place as smoothly as possible.

Where the website is concerned, we have taken a number of important steps forward in the past year. Probably the most exciting news is that the Basic Text was made available for free download. This marks a wonderful step forward as we continue to push for more readily available NA literature online. All of our IPs and booklets are available online in both English and Spanish, and we hope other languages will soon follow. We currently have literature available online in thirty-two different languages. Our goal is to have all of our book-length pieces available as well, and we will continue to post pieces as quickly as we can. It is very important to note here that we strongly encourage all NA groups and service bodies to refrain from posting or distributing NA literature electronically, including the *Just for Today* daily meditations. NAWS is responsible for safeguarding the intellectual property of the NA Fellowship. We hope that all NA service bodies will help us do our job by providing links to NA literature online at [www.na.org](http://www.na.org) rather than posting it on local websites.

In addition to expanding the availability of literature online, we have developed new areas of the website for PR service ([www.na.org/PR](http://www.na.org/PR)) and for service materials in general ([www.na.org/service/mat/service\\_material.htm](http://www.na.org/service/mat/service_material.htm)). We have also developed an area of the website





devoted to the issue discussion topics at [www.na.org/IDT/IDT.htm](http://www.na.org/IDT/IDT.htm). These areas are meant to address one of the prime concerns that visitors to our website seem to have, which is that they do not know where to find what they're looking for. Each of these sections contains easy-to-find links to a variety of resources on each topic, including links to relevant articles from *The NA Way Magazine* and *NAWS News*. The website will soon undergo a complete redesign, but these new sections should allow for much simpler navigation until that redesign is complete.

As has been mentioned before, our website and the databases we use to manage information in our various departments (Accounting, Customer Service, Fellowship Services) have evolved separately from one another. We continue to strive to keep both of these databases as streamlined and up-to-date as possible, which can be a rather challenging endeavor, considering the vast amount of information we have from members and groups around the world. The information we have, at times, can be rather outdated or unreliable. It has been a great help to have trusted servants from area and regional service committees who are able to sign in and update their local information. We are currently working to develop a system to update meeting information through a batch process. This means that web contacts will be able to edit all of their local meeting information in a single data file. The file will then be uploaded to NAWS, where it will be checked for accuracy before being integrated into our database.

## Website traffic 2006/2007

NA Website Statistics	June 2007	June 2006
Hits	3,880,918	2,901,831
Visits	373,303	269,457
Visits per day avg.	12,443	8,982
Meeting locator portal	82,131	73,071
Basic Text online	2,793	6,012
<i>PR Handbook</i>	2,242	NA
Info about NA views	14,863	13,094
Literature online	12,823	12,152
Shopping cart portal	57,542	51,468

We continue to see increased traffic at the NA website. It's important to note that the majority of visitors who view the Basic Text return as many as twenty-five times in a given month. In addition, our "Information about NA" page was updated with more current information, which also created an increase in traffic.

The online literature sales area has become a very important resource for a growing number of service offices, committees, and members around the world. In addition to simplifying the process for customers, it also reduces the amount of staff time required to fill each order. The donations portal hasn't seen the same growth, but continues to be a useful resource for members who wish to make regular, direct contributions to NAWS. Another area of the site that has shown increased use is the fellowship issue discussion board. The conference participants' discussion boards, which are open for participation only to WSC participants from 2000 to the present, but can be viewed by any interested member, have not been as active. We anticipate more activity once the 2008 CAR is published.



The locally developed resource area continues to be a convenient way for service bodies to share their work with one another. Downloads from that area remain strong, and we always encourage you to send us your resources so that we can make them available to others.

## **Some helpful web locations to remember:**

---

### **Issue Discussion Boards**

---

[http://www.na.org/discussion\\_boards.htm](http://www.na.org/discussion_boards.htm)

---

### **Upcoming Events**

---

<http://www.na.org/comingup-toc.htm> or  
<http://www.na.org/nawsevents/event-reg.htm>

---

### **Local Service Committee Resources**

---

[http://www.na.org/local\\_resource\\_area.htm](http://www.na.org/local_resource_area.htm)

---

### **Sign-up for E-subs**

---

<http://portaltools.na.org/PortalTools/subscriptions>

## **Check back often for the latest updates to the website:**

<http://www.na.org/additions.htm>



...As our commonly held sense  
of the highest aspirations that  
set our course, our vision is our  
touchstone, our reference point,  
inspiring all that we do.

Honesty, trust, and goodwill are  
the foundation of these ideals.  
In all our service efforts, we rely  
upon the guidance of a loving  
Higher Power.

# Our Fellowship's Literature

As a result of decades of fellowship discussion and conference decisions, NA World Services has sole responsibility for publishing fellowship-approved literature and protecting NA copyrights and trademarks. The *Fellowship Intellectual Property Trust* (FIPT) is the agreement that outlines these responsibilities for NAWS. This ongoing responsibility includes the processes for completing, evaluating, and maintaining the related, necessary legal paperwork in numerous countries around the world.

The guidelines surrounding use of NA's copyrights and trademarks by members, groups, and service bodies are all spelled out in the NA Intellectual Property Bulletins:

- ❖ #1: Internal Use of NA Intellectual Property
- ❖ #2: Individual NA Member Use of NA Trademarks
- ❖ #4: Reprinting NA Fellowship-Approved Literature

In recent years, NA World Services has been working to better use Internet technology to facilitate greater availability of NA literature. The greatest challenge in that endeavor is that of striving for a level of security in these electronic versions in order to prevent copyright infringement. NAWS took a big step forward during this fiscal year with the electronic publication of the Basic Text, in its entirety, on the na.org website. We will continue to look for other ways to make NA literature more available in electronic formats as we are able.

One popular service that we have not previously offered is daily email service for *Just for Today* meditations. Others have provided this service, but we have had to ask them to stop in order to follow the rules set forth by the Fellowship Intellectual Property Trust. High demand for this service has grown much more apparent, so we decided to add it to the services we provide. We worked with a former provider of this service (who had stopped at our request) to quickly put a system in place to put daily meditations into members' email inboxes.





Our concerns about copyrights and trademarks are not about money or control. The simple fact of the matter is that NA literature and logos belong to the NA Fellowship, and one of the roles the fellowship has outlined for NAWS is to protect that property from misuse and abuse. The rapid changes in available technology can be both helpful and challenging at the same time. Our goal at NAWS is to continue to find ways to use NA resources to provide useful services to the fellowship. We are notified regularly by members, groups, and service bodies about infringements of fellowship copyrights. In some cases, members violate NA copyrights simply because they don't know any better. In other cases, people may not be happy with the decisions of the fellowship as a whole, or they may want to profit from misuse of NA property. We saw examples of this in San Antonio when unlicensed street vendors sold imitation convention t-shirts. Activities such as these cannot continue if we all, as members, refuse to participate in them. The NA Fellowship has spoken loudly and clearly over the past few decades by creating the FIPT, which directs NA World Services to be responsible for the property of the NA Fellowship. Every NA member can help us do the job we have been asked to do by not supporting any activities that misuse NA property.



# Conventions and Events

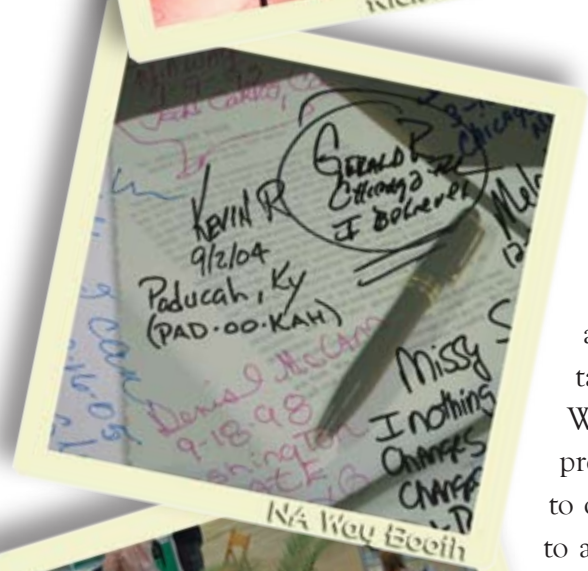
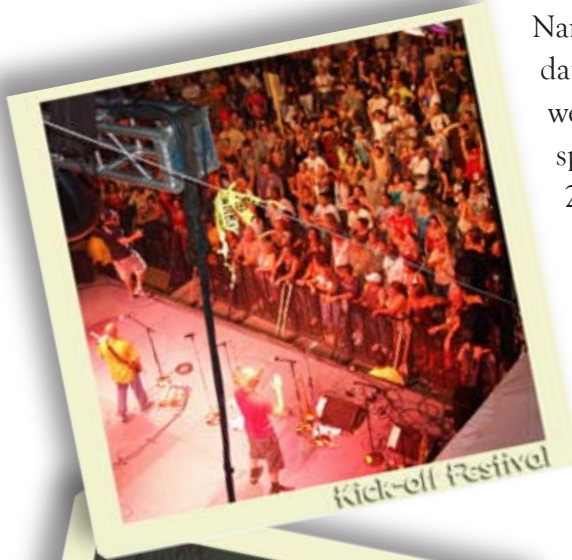
Our conventions are a unique opportunity to help send the message that there is plenty of fun to be enjoyed in recovery in Narcotics Anonymous. Workshops, speaker meetings, comedy, dances, and so much more, demonstrate the wide range of joys we experience. The planning process for each world convention spans as many as seven years. Shortly after the end of fiscal year 2006-2007, the Thirty-Second World Convention of Narcotics Anonymous took place in San Antonio, Texas, USA.

## WCNA-32 San Antonio, Texas, USA

The total attendance at WCNA-32 was lower than expected, with less than 10,000 members registered. Of the 1,975 newcomer registrations we prepared to distribute for this event, only 500 packets were given out. The smaller turnout, combined with the extensive program of workshops, speaker meetings, events, and dances, made for a full weekend without the chaos that comes with overcrowding.

In preparation for San Antonio, we made an extra effort to be better prepared for the number of members who actually attended. We encouraged members to pre-register by maintaining the same price throughout the pre-registration period. We set the on-site registration price significantly higher than the pre-registration price in order to encourage pre-registration and to offset the costs of last-minute efforts to adjust our operations to accommodate the actual numbers of members in attendance. This approach seems to have worked fairly well, and we will continue to modify our preparations in the future to allow for the smoothest events possible.

The purpose of the world convention is to give members from around the world a chance to celebrate recovery with one another. This event is not meant to generate revenue; on the contrary, the budget for the world convention is set to break even. The convention is an incredibly expensive endeavor. When those who participate pay their own way





as early as possible, the convention can be that much more successful and enjoyable for everyone involved. Early registration helps to keep the cost down for everyone, providing all who attend with the best possible experience for the most reasonable price. The lively celebrations that take place at each event throughout the convention send a message to newcomers, longtime members, and the general public: It's okay to party clean!

Future WCNA locations include:

2009 ♦ WCNA-33 ♦ Barcelona, Spain

2011 ♦ WCNA-34 ♦ San Diego, California

2013 ♦ WCNA-35 ♦ Philadelphia, Pennsylvania

We expect the next world convention, which will be held in Barcelona, Spain, to be a bit smaller and more intimate than WCNA-32. Fewer members from around the United States will be able to attend, but members from many other parts of the world who wouldn't otherwise have the chance to experience the world convention will have that chance in Barcelona. Start saving now, and we'll see you there!





## Count of Meetings by Region/Country

It is a challenge for us to provide accurate meeting counts because our database depends on groups submitting information, but some groups don't submit information, and other groups don't regularly update their data. As an alternative approach, we have also used figures provided by regional delegates to strive for a more accurate accounting. The figures provided here are based on counts as of March 2007. If there are inaccuracies, we hope you will contact us to provide updated information about the meetings in your region.

### Canada-1,239 Meetings

	Mtgs.
Al-Sask Region	218
British Columbia Region	354
Canada Atlantic Region	122
Le Nordet Region	48
Northwest Territories*	4
Ontario Region	310
Quebec Region	177
Yukon Territory*	6

### USA-27,429 Meetings

ABCD Region	109
Alabama/NW Florida Region	508
Alaska Region	103
Arizona Region	557
Arkansas Region	438
Best Little Region	325
Bluegrass-Appalachian Region*	114
Buckeye Region	165
California Inland Region	245
California Mid-State Region	353
Carolina Region	985
Central California Region	343
Chesapeake & Potomac Region	314
Chicagoland Region	415
Colorado Region	231
Connecticut Region	283
Eastern New York Region	290

### Region/Country

### Mtgs.

Eastern Pennsylvania Region*	107
Florida Region	852
Free State Region	751
Georgia Region	865
Greater Illinois Region	143
Greater New York Region	724
Greater Philadelphia Region	470
Hawai'i	129
Indiana Region	440
Iowa Region	378
Kentuckiana Region	301
Lone Star Region	819
Louisiana Region	411
Metro Detroit Region	329
Michigan Region	418
Mid-America Region	354
Mid-Atlantic Region	416
Minnesota Region	260
Mississippi Region	267
Montana Region	104
Mountain Valley Region	155
Mountaineer Region	147
Nebraska Region	170
New England Region	481
New Jersey Region	383
North Carolina Region*	126
Northern California Region	1433

\* Regions not seated at World Service Conference.



Region/Country	Mtgs.	Region/Country	Mtgs.
Northern New England Region	123	Bermuda*	5
Northern New Jersey Region	390	Cayman Islands*	4
Northern New York Region	308	Costa Rica Region	239
Ohio Region	437	Cuba*	6
OK Region	407	Dominican Republic Region*	47
Pacific Cascade Region	580	El Salvador Region*	73
Red River Region*	67	Grenada*	3
Region 51	142	Guatemala Region	115
Region of the Virginians	511	Haiti*	6
Rio Grande Region	271	Honduras Region*	37
San Diego/Imperial Region	491	Jamaica*	26
Show-Me Region	771	Mexico Region	650
Sierra Sage Region	136	Nicaragua	111
South Dakota Region	85	Occidente-Mexico Region*	386
South Florida Region	602	Panama Region	81
Southern California Region	1256	Region Del Coqui	59
Southern Idaho Region	134	Saint Lucia*	5
Tejas Bluebonnet Region	596	Trinidad and Tobago*	34
Tri-State Region	519	Virgin Islands*	
Upper Midwest Region	119		
Upper Rocky Mountain Region	173		
Utah Region	159		
Volunteer Region	482		
Washington/N. Idaho Region	829		
Western New York Region	192		
Wisconsin Region	428		

### Central America–2,638 Meetings

Antigua and Barbuda*	3
Aruba*	45
Baja Son Region	650
Barbados*	5
Belize*	4

### South America–3,168 Meetings

Argentina Region	189
Bolivia Region*	16
Brazil Region	1562
Chile Region	88
Colombia Region	421
Ecuador Region	247
Guyana*	2
Paraguay Region*	13
Peru Region	110
Southern Brazil Region*	271
Venezuela Region	219



**Region/Country****Mtgs.****Western Europe–2,239 Meetings**

Austria*	1
Belgium Region*	22
Cyprus*	2
Denmark Region*	128
Finland Region	71
France Region	77
German Speaking Region	244
Gibraltar*	2
Greece Region	77
Greenland	1
Iceland*	24
Ireland Region	114
Italy Region	74
Luxembourg*	2
Malta Region*	3
Netherlands*	31
Norway Region	43
Portugal Region	202
Spain Region	104
Sweden Region	300
Switzerland*	19
UK Region	699

**Africa–182 Meetings**

Cape Verde Islands*	1
Ethiopia*	1
Ghana*	2
Kenya*	22
Liberia*	9
Malawi*	1
Morocco*	7
Mozambique*	2

**Region/Country****Mtgs.**

Nambia*	1
Nigeria*	1
Rwanda*	7
South Africa Region	95
Swaziland*	1
Tanzania*	18
Uganda*	2
Zambia*	3
Zimbabwe*	9

**The Middle East–5,628 Meetings**

Bahrain*	19
Egypt Region*	50
Iran Region	5400
Israel Region	82
Jordan*	2
Kuwait*	6
Lebanon*	6
Oman*	3
Saudi Arabia*	45
Turkey Region*	12
United Arab Emirates*	3

**Eastern Europe–416 Meetings**

Bylarus*	3
Bosnia and Herzegovina*	1
Bulgaria Region*	12
Croatia Region*	8
Czech Republic*	4
Estonia*	1
Georgia*	1
Hungry*	20
Kyrgyzstan*	4

**Region/Country****Mtgs.**

Latvia Region*	4
Lithuania Region*	22
Moldova*	7
Poland Region*	76
Slovakia*	8
Slovenia Region*	3
Ukraine Region*	74
Uzbekistan Region*	2
Western Russia Region	166

Thailand*	13
Vietnam*	1

**Asia Pacific–1,226 Meetings**

Aotearoa New Zealand Region	85
Australian Region	330
Bangladesh*	82
Bhutan*	2
Cambodia*	6
China*	8
French Polynesia*	1
Hong Kong*	3
Indonesia Region*	40
IRF Region	178
Japan Region	230
Malaysia*	10
Maldives*	3
Marianas Islands*	2
Nepal*	46
NERF Region	57
Pakistan Region*	40
Pakistan South Region*	5
Philippines Region	77
Singapore*	2
South Korea*	3
Sri Lanka*	2



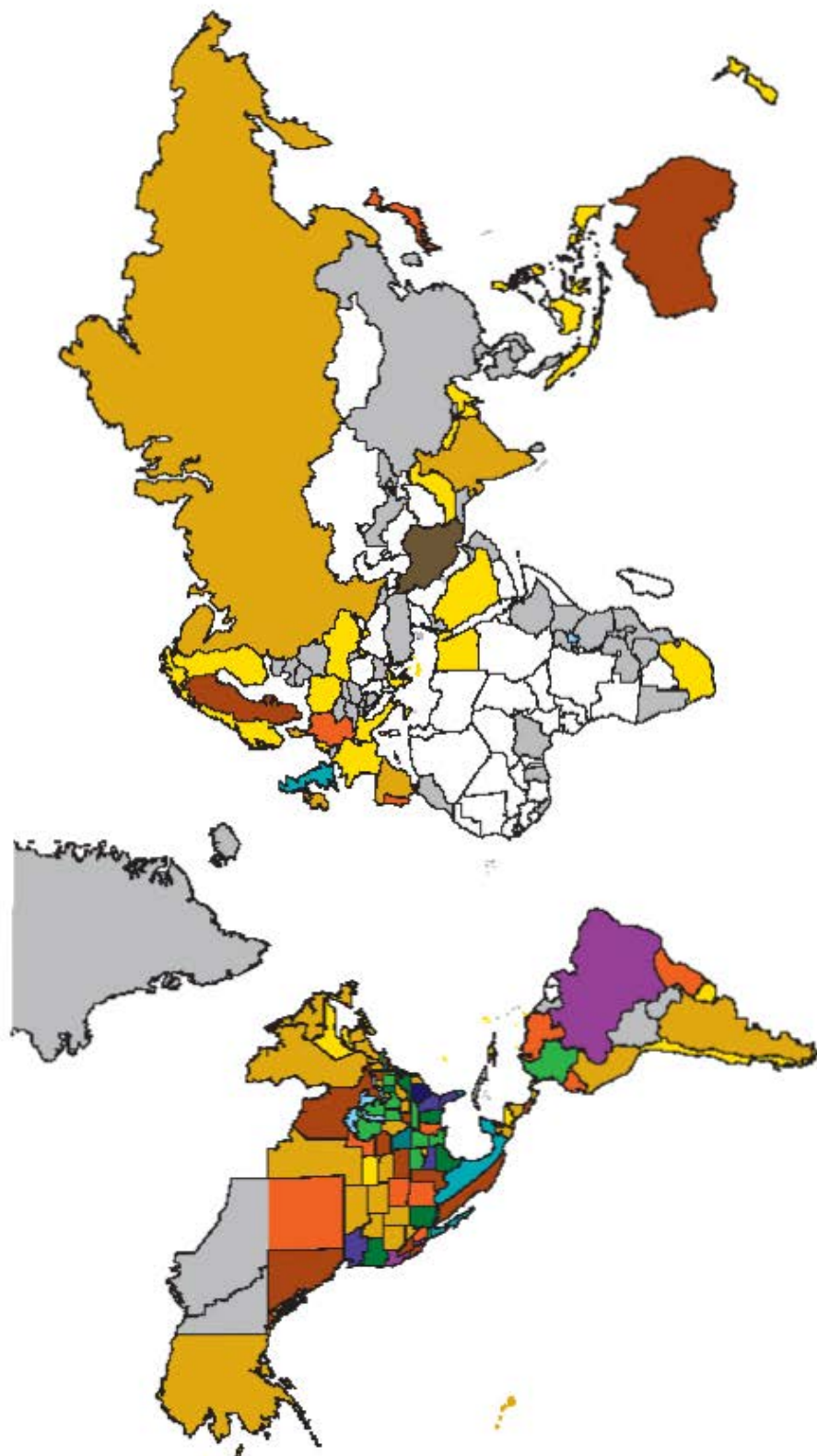
# Regions Around The World

Maps are geographically based.

There are many NA communities that routinely hold recovery meetings, and some have established service committees but do not necessarily refer to themselves as "Regions".

## 44,165 Weekly Meetings Worldwide

(March 2007)



The Mission of the  
World Service Office is  
to provide services and  
support which facilitate the  
continuation and growth  
of Narcotics Anonymous  
worldwide...



# Staff and Offices

## NAWS Offices and Literature Distribution Centers

Between July 2006 and June 2007, NAWS employed a total of fifty-six people in four service centers around the world. Forty-nine employees worked in the Chatsworth office.

### NAWS – Chatsworth

PO Box 9999

Van Nuys, California 91409 USA

Tel: 818.773.9999

Fax: 818.700.0700

Website: [www.na.org](http://www.na.org)

The Chatsworth, California, administrative center has continued to serve the worldwide fellowship in a variety of ways, in spite of a year of high staff turnover. We wish the best to those who moved on and welcome new staff with open arms. Staff at this office did their best to help ensure that WCNA-32 and the World Service Conference both went off without a hitch. During the week of the conference, staff opened the office to participants for a tour. This office continues to make our message available in a variety of formats, including our newest versions, the Basic Text in Braille and three of our books in pocket-sized format.

Staff also responds to a steadily growing volume of phone calls, emails, and letters. We are proud of the tireless efforts and successes of our staff in serving the needs of our steadily growing fellowship.





## NAWS – Canada

150 Britannia Rd E, Unit 21  
Mississauga, Ontario, L4Z 2A4 Canada  
Tel: 905.507.0100  
Fax: 905.507.0101

### Branch Office Supervisor

Jacquie Sullivan (jacquie@na.org)

#### Assistant:

Paul Sullivan

Not far from Toronto, Ontario, our Canadian literature storage and shipping facility in Mississauga continues to serve the needs of the Canadian NA communities. The increase in recent years of sales to the local NA groups is helping stabilize its running expenses. The main function of the facility is accommodating the literature needs in Canada. The two employees at this distribution center work hard to ship all orders that are processed. We're very thankful for and proud of all their work, which makes it possible to get our message to those who need it in the Great White North.



## NAWS – Europe

48 Rue de l'Été  
B-1050 Brussels, Belgium  
Tel: +32.2.646.6012  
Fax: +32.2.649.9239

### Branch Office Manager

Paul Decock (paul@na.org)

#### Assistant:

Ben Dechamps (ben@na.org)

Two employees continue to staff our office in Brussels, Belgium, one full time and one part time. Much like the Chatsworth office, the Brussels office performs duties beyond the primary task of distributing literature, especially by providing support and assistance for new groups throughout Europe. Additionally, NAWS – Europe has had some contact with European health and rehabilitation facilities and correctional facilities. They continue to demonstrate their dedication and commitment in making this center an important asset to European NA communities.



## NAWS – Iran

No 6, Dasht-e-Behesht St  
West 1st St, Farhang Blvd  
Pol-e-Modivate  
Tehran, Iran  
Tel: +021.8842.1408  
Fax: +021.8845.9671

### Branch Office Manager

Siamak Khajeian (siamak@na.org)

#### Part-time Assistants:

Farhad Pormotaleb Porsoshee  
(farhad@na.org)

Farzad Atri (farzad@na.org)

Mehrdad Naseri

Amir H Fadaie

Alireza Panbehchi

The literature production and distribution center in the capital of Iran has been the most effective solution to serve the needs of the most rapidly growing NA community in the world. The manager of this center helped coordinate the establishment of the facility. He now has the assistance of five part-time employees, with whom he continues to work very hard to produce and distribute literature to the Iranian NA community. Their enthusiasm and dedication contribute to the ongoing success of this venture and the strength of NA in Iran.





# NA World Services Staff

July 2006 – June 2007

Chatsworth, California, USA

---

## Administration

---

### Executive Director

Anthony Edmondson (anthony.e@na.org)

### Assistant Executive Director

Becky Meyer (becky@na.org)

### Executive Assistants

Eileen Perez (eileen@na.org)

Elaine Wickham (elaine@na.org)

### Human Resources Manager

Roberta Tolkman (roberta@na.org)

### Marketing Manager

Bob Stewart (bob@na.org)

### Public Relations Manager

Jane Nickels (jane@na.org)

### Administrative Assistant, Public Relations

Colin Severeid (colin@na.org)

### Editor, *The NA Way Magazine*

De Jenkins (de@na.org)

### Project Coordinator

Travis Koplow (travis@na.org)

### Writer/Editors

Tom Boscarelli (tom.b@na.org)

Chris Corning (chris@na.org)

Nick Elson (nick@na.org)

Kim Young

### Meetings & Events Manager

Mike Polin

### Administrative Assistant, Events

David Buffington (davidb@na.org)

### Administrative Assistants

Shane Colter (shane@na.org)

Johnny Lamprea (johnny@na.org)

### Receptionist

Camille Klein (cammyk@na.org)

---

## Asset Management

---

### Comptroller and Team Leader

Tom Rush

### Staff Accountant

Debbie Hall (debbie@na.org)

### Accounting Assistants

Liz Stafford (liz@na.org)

Rochelle Medina (rochelle@na.org)

### Senior Customer Service Representative

Sylvia Cordero (sylvia@na.org)

### Customer Service Representatives

Peggy Labon (peggy@na.org)

Pam Martin (pam@na.org)

### Purchasing Assistant

Jeannie Lamalfa (jeannie@na.org)

### Warehouse Manager

Vince Alcala (vince@na.org)

### Shippers

Arthur Carbajal (arthur@na.org)

Martha Avalos (martha@na.org)

David McNeill

---

## Information Technology

---

### IT Manager

Stephan Lantos (stephan@na.org)

### Database Administrator

Lori Dunnell (lori@na.org)

### IT Support

Juan Trejo (juan@na.org)





## Fellowship Services

### **Team Leader**

Steve Rusch (steve@na.org)

### **Administrative Assistant**

Keri Kirkpatrick (keri@na.org)

### **Team Assistants**

Freddie Aquino

Mandy Bell (mandy@na.org)

Linda DeLeo (linda@na.org)

Jeff Gershoff

Toni Kerwin (toni@na.org)

Andrew Ponce (andrew@na.org)

Eric Swidler (eric@na.org)

Guy White (guy@na.org)

## Production

### **Production Manager**

Fatia Birault (fatia@na.org)

### **Graphic Arts Technician**

David Mizrahi (david@na.org)

### **Production Assistant**

Esperanza Lemos (esperanza@na.org)

## Translations

### **Translations Manager**

Uschi Mueller (uschi@na.org)

### **Team Assistants**

Johanna Bennett (johanna@na.org)

Jane McCrary (jayne@na.org)

Portia Medina (portia@na.org)

## New Staff

David Buffington

Chris Corning

Nick Elson

Camille Klein

Guy White

## Departing Staff

Freddie Aquino, FS Team Assistant

Renee Brazell, Events Team Assistant

Simon Lev, Translations Team Assistant

David McNeill, Shipper

Mike Polin, Events Team Manager

Elaine Revard, Receptionist

Tom Rush, Comptroller

Kim Young, Writer/Editor

## In Memorium

With great sadness, we report the loss of three valued NAWS family members to illness:

**Mike Polin**, Meetings and Events Manager

Passed 25 September 2007

**Freddie Aquino**, FS Team Assistant

Passed 16 December 2007

**Tom Rush**, Comptroller/Asset Management

Team Leader

Passed 4 January 2008

All were long-term NAWS employees whose enduring service, passion, and dedication to NA will be remembered in our hearts and in the hearts of NA members throughout the world.



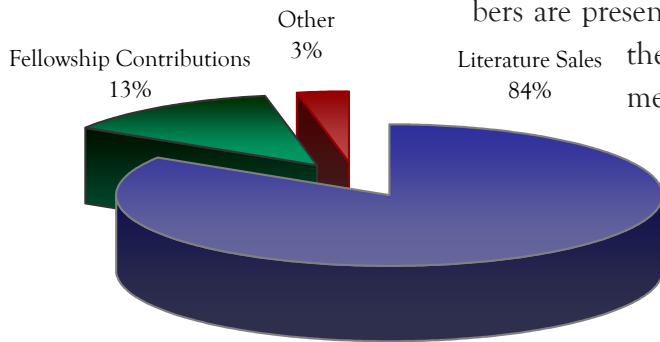


Narcotics Anonymous World Services Consolidated Statement of Financial Position			
	31 Jan 06	31 Jan 05	31 Jan 04
<b>ASSETS</b>			
<b>CURRENT ASSETS</b>			
Cash and Cash Equivalents	\$2,506,044	\$3,476,209	\$3,476,209
Receivables	1,968,962		
Inventory			
Prepaid Expenses			
Accounts Receivable	\$747,232	\$63,634	
Accounts Payable	0	\$50,383	
Commission & Sales Deposits Clearing	(63,598)	159,159	
Less Allowance for Doubtful Accounts			
<b>Total Current Assets</b>	<b>\$3,450,638</b>	<b>\$3,689,551</b>	<b>\$3,476,209</b>
<b>EQUIPMENT, FURNITURE AND IMPROVEMENTS</b>			
Equipment and Furniture	\$2,222,260	\$2,222,260	\$2,222,260
Leasehold Improvements	852,383	852,383	852,383
Intellectual and Software Property	1,280,203	1,280,203	1,280,203
Less Accumulated Depreciation and Amortization	(2,669,039)	(2,669,039)	(2,669,039)
<b>Total Equipment, Furniture and Improvements</b>	<b>\$1,685,807</b>	<b>\$1,685,807</b>	<b>\$1,685,807</b>
<b>TOTAL ASSETS</b>	<b>\$5,136,445</b>	<b>\$5,375,358</b>	<b>\$5,162,016</b>
<b>LIABILITIES AND NET ASSETS</b>			
<b>CURRENT LIABILITIES</b>			
Accounts Payable	\$280,760	\$280,760	\$280,760
Accrued Payroll Expenses	150,759	150,759	150,759
<b>Total Current Liabilities</b>	<b>\$431,519</b>	<b>\$431,519</b>	<b>\$431,519</b>
<b>LONG TERM LIABILITIES</b>			
Notes Payable	\$0	\$0	\$0
Leases Payable	\$0	\$0	\$0
<b>Total Long Term Liabilities</b>	<b>\$0</b>	<b>\$0</b>	<b>\$0</b>
<b>DEFERRED INCOME</b>			
Conventions	\$5,812,617	\$5,812,617	\$5,812,617
<b>Total Deferred Income</b>	<b>\$5,812,617</b>	<b>\$5,812,617</b>	<b>\$5,812,617</b>
<b>INTERBRANCH ACCOUNTS</b>			
Interbranch Accounts	\$5,136,445	\$5,136,445	\$5,136,445
<b>Total Interbranch Accounts</b>	<b>\$5,136,445</b>	<b>\$5,136,445</b>	<b>\$5,136,445</b>
<b>NET ASSETS</b>			
Prepaid Unrestricted Net Assets	\$5,136,445	\$5,136,445	\$5,136,445
Current Gain / (Loss) Unrestricted Net Assets	(5,136,445)	(5,136,445)	(5,136,445)
<b>Total Net Assets</b>	<b>\$0</b>	<b>\$0</b>	<b>\$0</b>
<b>TOTAL LIABILITIES AND NET ASSETS</b>	<b>\$5,136,445</b>	<b>\$5,375,358</b>	<b>\$5,162,016</b>

# Financial Reports

This section of the annual report is broken into four parts: unit distribution trends, consolidated statement of financial position and consolidated statement of activities, independent auditors' report, and fellowship contributions report.

## Source of Income



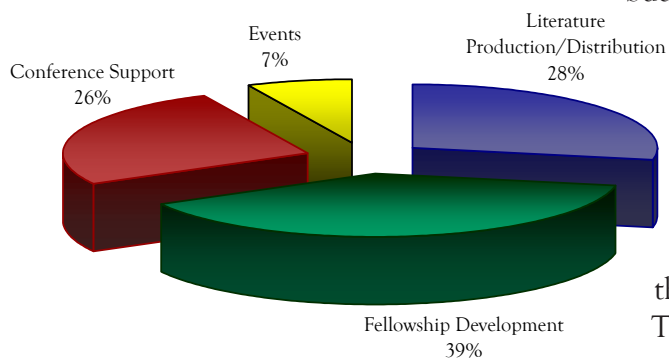
The unit distribution trends document is a report of the numbers of inventory items distributed throughout the year. These numbers are presented in the form of charts and graphs that illustrate the number of books, booklets, IPs, keytags, chips, and medallions distributed by NA World Services during the fiscal year.

The consolidated statement of financial position (SoFP) and consolidated statement of activities (SoA), also known as the "balance sheet" and "income statement," provide a report on the financial activity of NA World Services during the fiscal year. The SoFP, or balance sheet, provides a simple breakdown of the current assets and liabilities of NA World Services in financial terms. The SoA, or income statement, provides a breakdown of the income and expenses for the following categories:

Literature Production and Distribution	35%
World Service Conference Support	26%
Fellowship Development	31%
Events	8%

Under each set of expenses, we include costs for accounting, personnel, overhead, and technology. These are expenses that cannot be

## Source of Expenditure



attributed directly to any of the specific areas of activity. They are budgeted and allocated (distributed) according to a calculated fixed percentage. This percentage is based on three factors: the number of personnel devoted to the activity, the approximate number of labor hours, and the amount of physical office space required by the activity. The percentages listed above indicate the budgeted amounts for this fiscal year (and for the two-year budget cycle).

There are a few items that merit note in our financial reports for this fiscal year. Most importantly, we explained our intent at the 2006 conference to step up the level of fellowship development and support this year. As a result, we have accomplished



an unprecedented level of direct support to the fellowship, including professional events, worldwide workshops, developmental literature, and fellowship development travel. Those sorts of interface with the fellowship have led to a rising demand for further and continued interaction. The lines for some of these items in the financial reports demonstrate how these increases in activity have gone beyond the numbers set forth in our 2006 budget. The budget that will be decided upon at the 2008 conference will better reflect our intentions to provide these levels of support, and time will tell whether or not we can sustain such a high level of activity.

The total figure for subsidized or free literature for this last fiscal year was over \$500,000 and fellowship support in workshops and professional events totaled over \$645,000. This means well over \$1,000,000 per year in fellowship support.

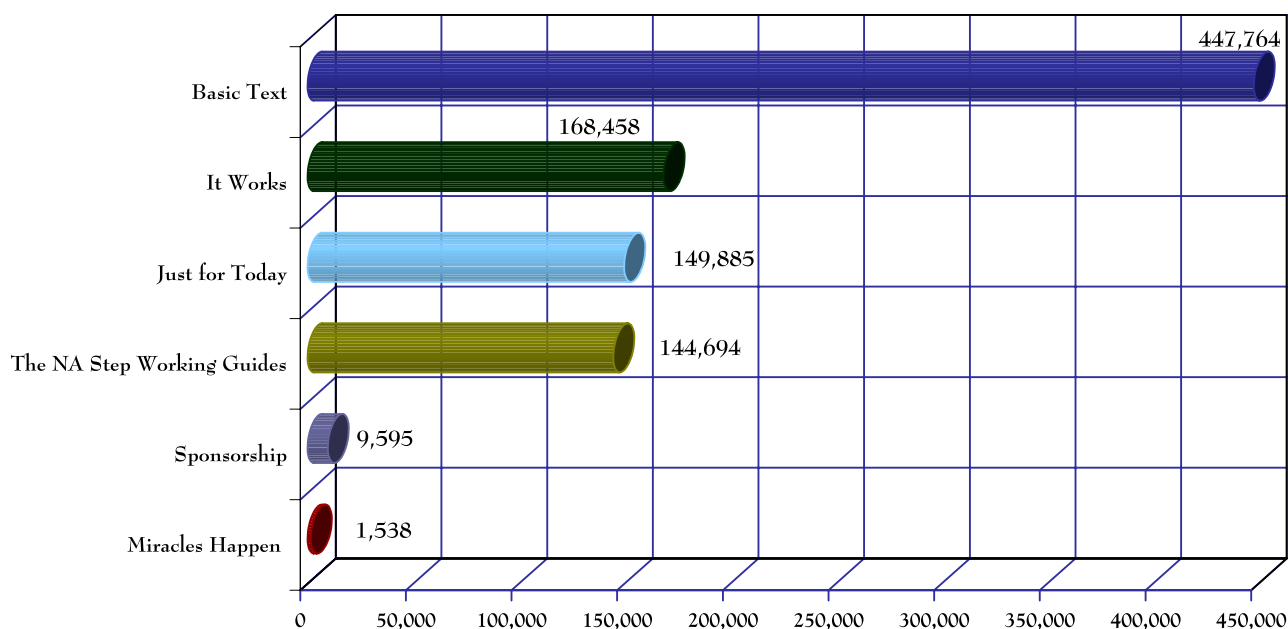
Another point of interest has to do with the income and expenses related to the branch office in Iran. Up to this point, these items have been included as line item income and expenses, unlike the other branch offices, whose numbers are all integrated in these reports. In the coming conference cycle, we will integrate Iran's figures into the accounting for the rest of NAWS.

Finally, the actual income from the Basic Text English hardcover this fiscal year fell slightly short of our projected figures. While it would seem that the progress of the Basic Text project might have had an impact on that number, it is interesting to note that the irregularity in distribution happened early in the fiscal year. We would have expected a decline in distribution closer to the end of the fiscal year if that decline was related to anticipation of a Sixth Edition Basic Text.

The independent auditors' report is a report provided by an outside firm that conducts a professional audit of NA World Services' financial records.

## Unit Distribution Trends

### Book Distribution 2006-2007



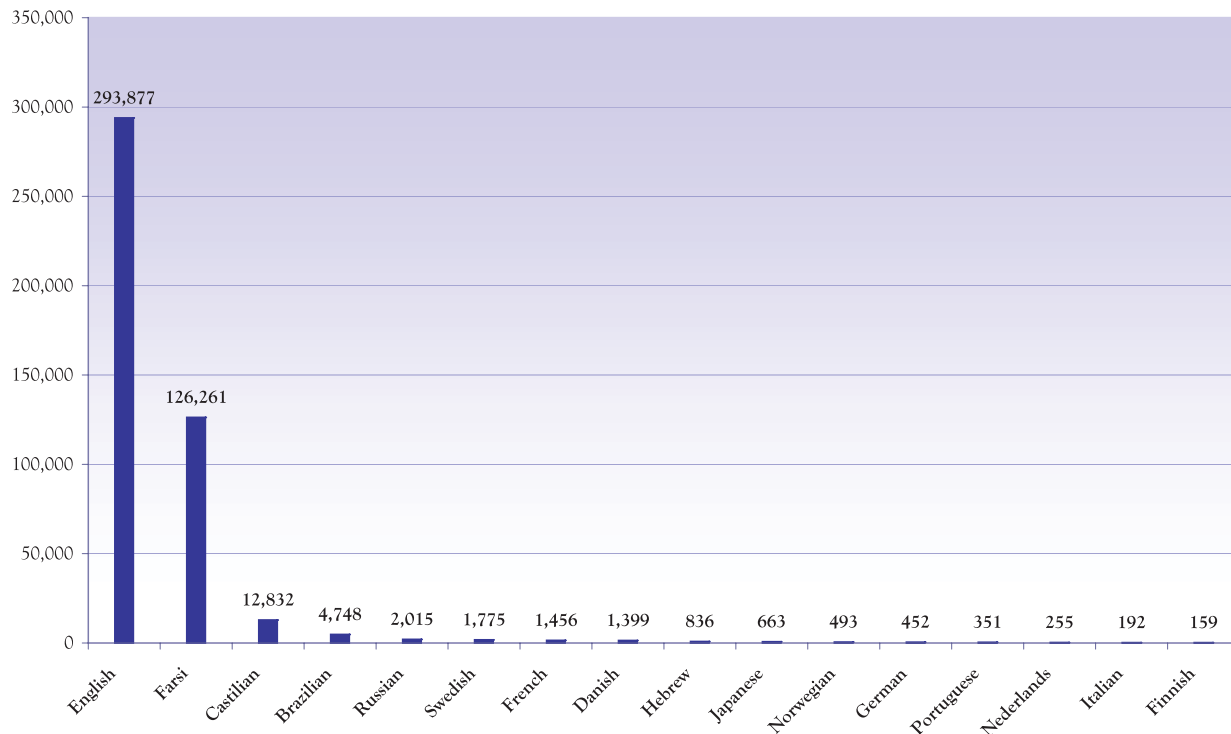


Our book distribution numbers for the 2006-2007 fiscal year illustrate the continuation of the interesting trend we have noted in the last few years: heavy activity in our Iran branch. The chart on the next page illustrates the breakdown of Basic Text distribution by language, and Farsi owes its solid second-place count to the fact that our Iran branch distributed nearly 30% of our total number of Basic Texts this year. As a matter of fact, more copies of the Farsi Basic Text were distributed this year than all other languages combined, excluding English.

In the above chart, Iran distribution of *It Works: How and Why* represents 40% of that title's total worldwide distribution. The Iran office deals primarily with Farsi literature. These high distribution numbers demonstrate the ongoing strength of NA growth in Iran. NAWS-Europe and NAWS-Canada distribution counts for many items showed modest growth over last year.

Interestingly, our US branch showed our only decline in Basic Text distribution. Numbers were up enough in the other branches that our total count for the year is still up from last year. The slowing distribution in the US may be the first reactions to upcoming WSC decisions about the Sixth Edition Basic Text. Distribution will most likely continue to slow until the WSC votes on the approval form Basic Text in April 2008.

### Basic Text Distribution 2006-2007

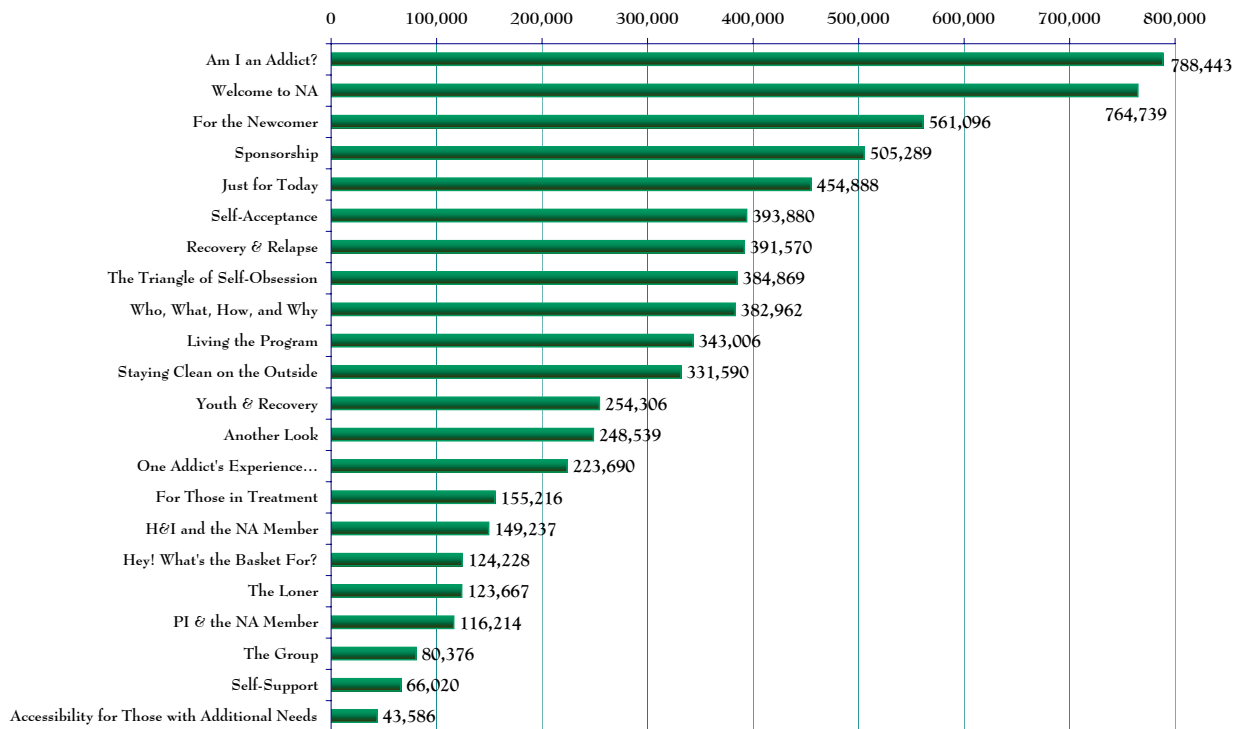




## Unit Distribution Trends

### Information Pamphlet Distribution 2006-2007

Total IP distribution for this fiscal year was up by roughly 7%, with only three IPs showing a decrease. NAWS-Iran distributed more than 30% of the total IP count for the year. *Am I an Addict?* overtook *Welcome to NA* as the top IP for the year, with a nearly 12% increase in distribution. Other IPs whose distribution jumped significantly included *Self-Acceptance*, *Recovery and Relapse*, *For Those in Treatment*, and *H&I and the NA Member*. The only significant decline in distribution was the *Self-Support* IP.

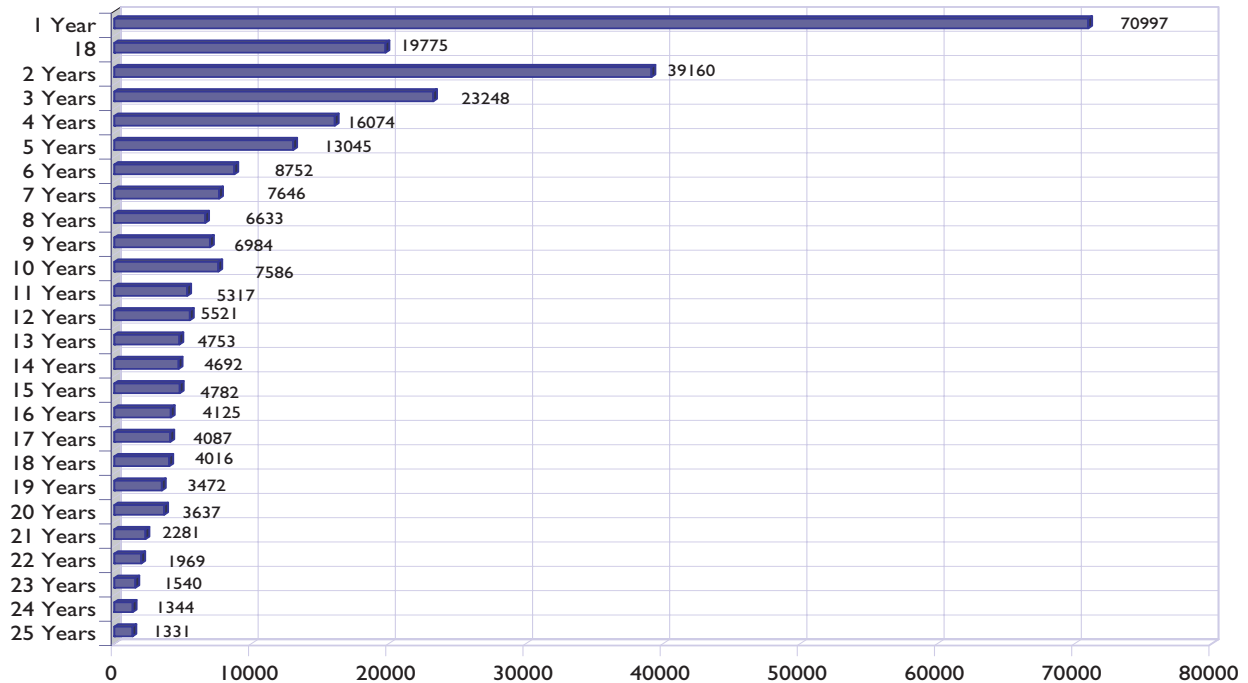




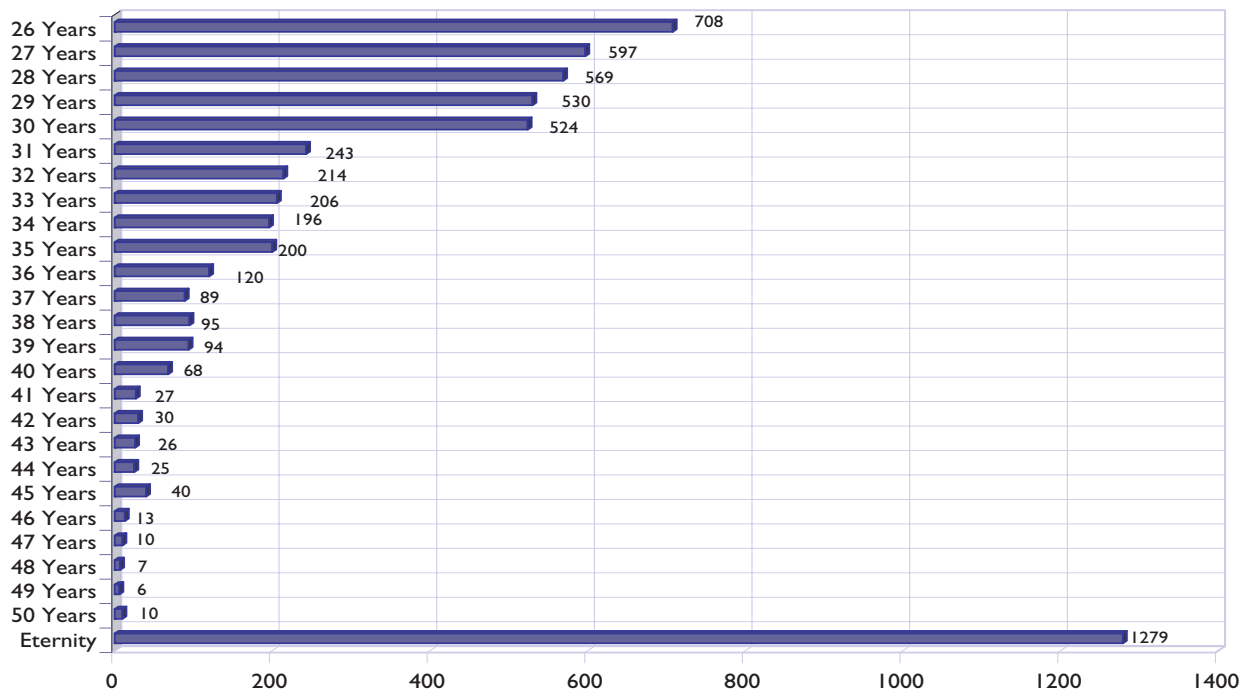


## Unit Distribution Trends

### Medallion Distribution 2006-2007 18 Months & 1-25 Years



### Medallion Distribution 2006-2007 26-50 Years & Eternity

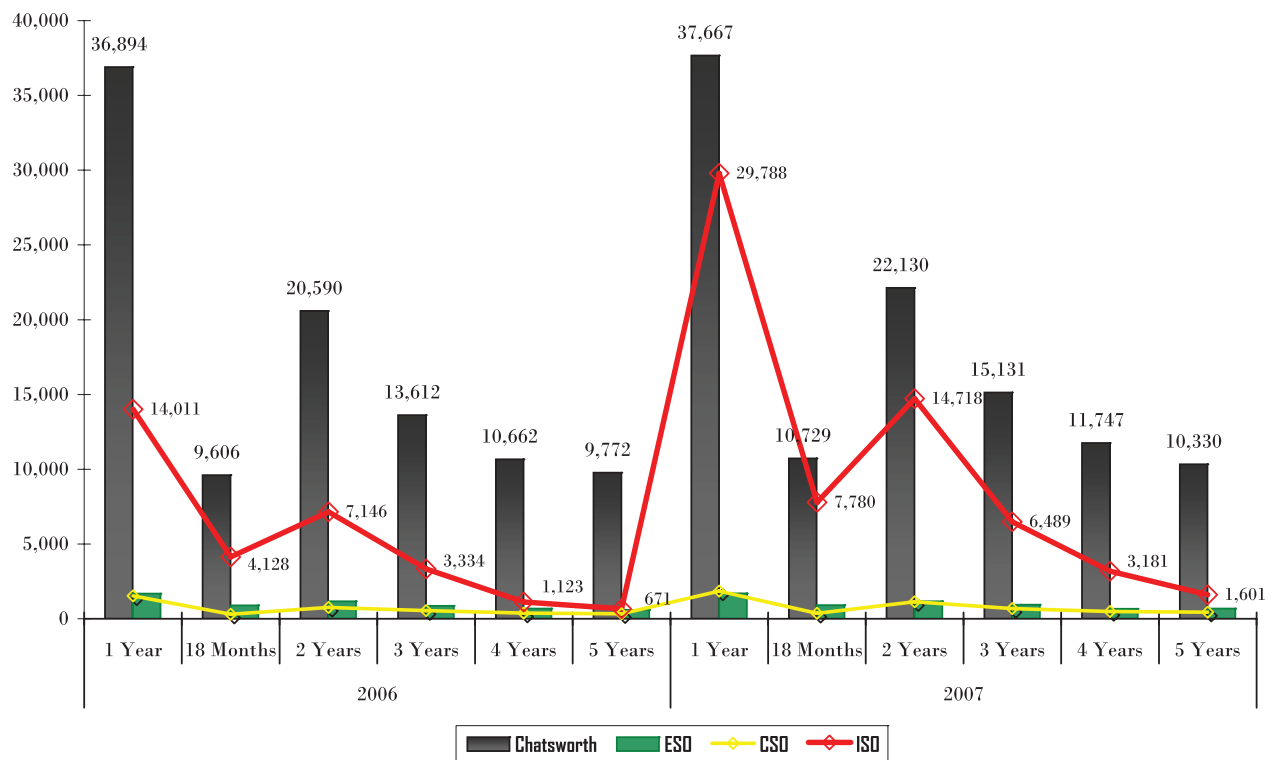




## Medallion Distribution 2006-2007

### Two-Year Comparison

The below chart illustrates a two-year comparison of medallion distribution for one through five years and eighteen months, separated by each branch office. From 2006 to 2007, distribution in Iran showed incredible growth. In the other branch offices, distribution has remained relatively stable. The impressive increases in Iran distribution have resulted in a modest increase in total worldwide distribution.

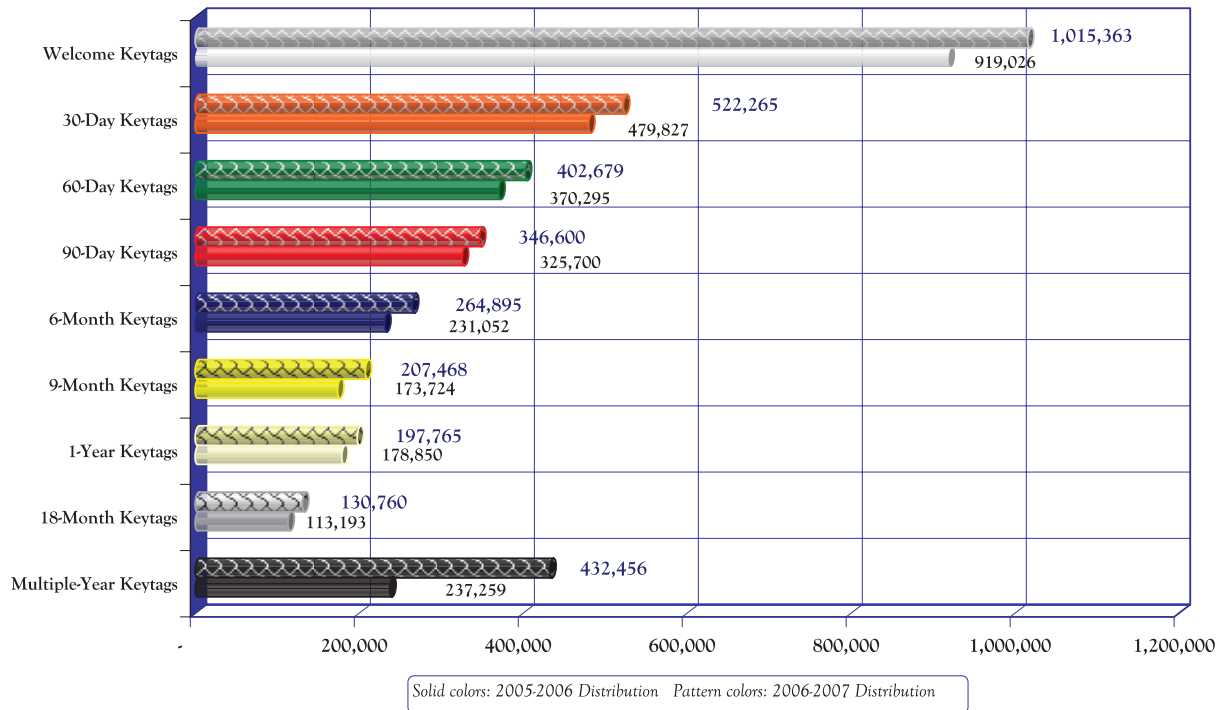




## Unit Distribution Trends

### Keytag Distribution 2006-2007

Perhaps the most exciting note regarding distribution trends this year is that, for the first time ever, Welcome keytag distribution exceeded one million. Overall keytag and chip distribution is up by 16% over last year. NAWS-Iran nearly doubled its welcome keytag distribution, and exactly half of our total multiple-year keytags worldwide were distributed in Iran. Every keytag showed an increase in sales in the last year, with the highest increase being shown in the multiple-year keytags, further illustrating that “the old lie is dead.”

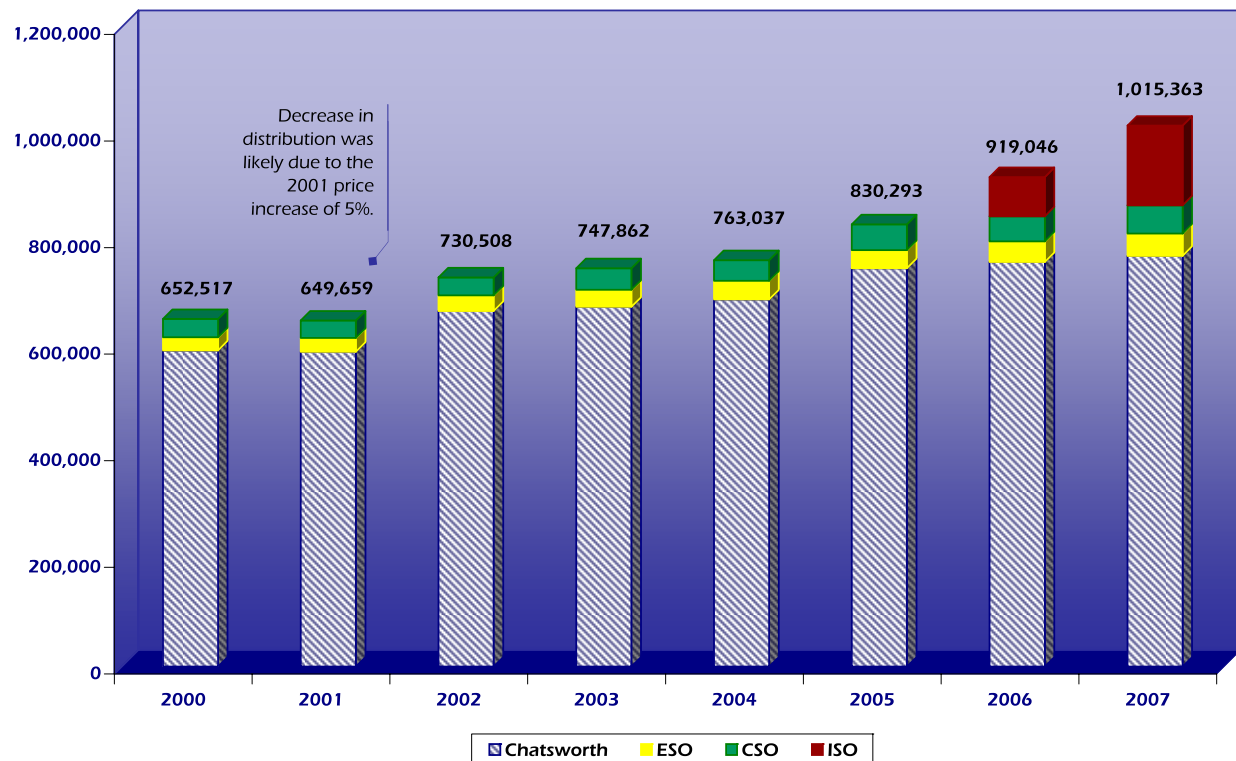




## Unit Distribution Trends

### Welcome Keytag Distribution 2000-2007

Another chart demonstrates the welcome keytag distribution trends over the course of the past eight years. Distribution for three of our branches—Chatsworth, WSO-Europe, and WSO-Canada—have shown steady and gradual increases. In the past two years, distribution in Iran has made our distribution growth much more dramatic.





# Narcotics Anonymous World Services Consolidated Statement of Financial Position

Balance Sheet – 30 June 2007

## ASSETS

### CURRENT ASSETS

Cash and Cash Equivalents		
Checking Accounts	\$2,575,138	
Reserve Accounts	<u>1,980,458</u>	
		\$4,555,597
Accounts Receivable		
Accounts Receivable	\$774,349	
Convention & Sales Deposits Clearing	(26,188)	
Less Allowance for Doubtful Accounts	<u>(62,442)</u>	
		685,719
Inventory		904,920
Prepaid Expenses		<u>825,362</u>
<b>Total Current Assets</b>		<b>\$6,971,597</b>

### EQUIPMENT, FURNITURE AND IMPROVEMENTS

Equipment and Furniture	\$2,270,691	
Leasehold Improvements	833,466	
Intellectual and Software Property	1,197,774	
Less Accumulated Depreciation and Amortization	<u>(2,867,818)</u>	
<b>Total Equipment, Furniture and Improvements</b>		<b>1,434,112</b>
<b>TOTAL ASSETS</b>		<b>\$8,405,709</b>

## LIABILITIES AND NET ASSETS

### CURRENT LIABILITIES

Accounts Payable	\$535,394	
Accrued Payroll Expense	<u>258,180</u>	
<b>Total Current Liabilities</b>		<b>\$793,574</b>

### LONG TERM LIABILITIES

Notes Payable	\$0	
Leases Payable	<u>\$741,250</u>	
<b>Total Long Term Liabilities</b>		<b>741,250</b>

### DEFERRED INCOME

Conventions	<u>\$1,041,561</u>	
<b>Total Deferred Income</b>		<b>1,041,561</b>

### INTERBRANCH ACCOUNTS

Interbranch Accounts	<u>\$0</u>	
<b>Total Interbranch Accounts</b>		<b>0</b>

### NET ASSETS

Previous Unrestricted Net Assets	\$5,550,500	
Current Gain / (Loss) Unrestricted Net Assets	<u>278,824</u>	
<b>Total Net Assets</b>		<b>5,829,324</b>
<b>TOTAL LIABILITIES AND NET ASSETS</b>		<b>\$8,405,709</b>





## Narcotics Anonymous World Services Consolidated Statement of Activities

Income Statement – For the Twelve Months Ending 30 June 2007

<b>INCOME</b>			
	<b>YTD ACTUAL</b>	<b>YTD BUDGET</b>	<b>VARIANCE</b>
<b>RECOVERY LITERATURE INCOME</b>			
BASIC TEXT: Hardcover English	\$2,029,587	\$2,232,459	(\$202,872)
BASIC TEXT: Translated	176,151	151,214	24,937
BASIC TEXT: Softcover	748,900	681,283	67,616
JUST FOR TODAY	950,754	850,636	100,117
IT WORKS: HOW & WHY	767,161	692,393	74,768
SPONSORSHIP BOOK	69,696	239,553	(169,857)
STEP WORKING GUIDES	758,131	693,343	64,787
LITERATURE INCOME (IRAN)	579,212	260,841	318,371
OTHER RECOVERY LITERATURE	1,642,886	1,480,180	162,706
<b>Subtotal</b>	<b>\$7,722,477</b>	<b>\$7,281,903</b>	<b>\$440,574</b>
<b>OTHER INVENTORY INCOME</b>			
MEDALLIONS	\$613,993	\$536,322	\$77,671
KEY TAGS & CHIPS	1,004,737	991,816	12,921
NON-FIPT INFORMATION BOOKLETS	46,640	64,673	(18,033)
HANDBOOKS	81,346	72,804	8,542
SPECIALTY ITEMS	56,078	50,986	5,092
AUDIO MATERIALS	2,760	3,166	(406)
GROUP/AREA MATERIALS	109,095	83,654	25,442
MIRACLES HAPPEN	40,034	30,452	9,582
<b>Subtotal</b>	<b>\$1,954,683</b>	<b>\$1,833,874</b>	<b>\$120,809</b>
SHIPPING	\$396,737	\$365,149	\$31,588
DISCOUNTS	(1,359,553)	(1,368,426)	8,873
DEVELOPMENTAL SUBSIDIES & ALLOWANCES	(289,743)	(235,728)	(54,015)
<b>Subtotal</b>	<b>(\$1,252,559)</b>	<b>(\$1,239,005)</b>	<b>(\$13,554)</b>
<b>Gross Literature Income (less discounts)</b>	<b>\$8,424,601</b>	<b>\$7,876,772</b>	<b>\$547,829</b>
<b>RECOVERY LITERATURE COST OF GOODS</b>			
BASIC TEXT: Hardcover English	\$314,653	\$367,825	(\$53,172)
BASIC TEXT: Translated	35,453	36,171	(717)
BASIC TEXT: Softcover	61,891	64,181	(2,290)
JUST FOR TODAY	100,379	96,175	4,205
IT WORKS: HOW & WHY	116,224	130,903	(14,679)
SPONSORSHIP BOOK	12,788	48,534	(35,746)
STEP WORKING GUIDES	127,287	123,042	4,245
LITERATURE PRODUCTION (IRAN)	436,698	289,938	146,760
OTHER RECOVERY LITERATURE	292,099	301,379	(9,280)
<b>Subtotal</b>	<b>\$1,497,473</b>	<b>\$1,458,148</b>	<b>\$39,325</b>
<b>OTHER INVENTORY COST OF GOODS</b>			
MEDALLIONS	\$145,198	\$110,148	\$35,050
KEY TAGS & CHIPS	269,744	269,034	709
NON-FIPT INFORMATION BOOKLETS	26,409	37,587	(11,178)
HANDBOOKS	27,039	21,184	5,856
SPECIALTY ITEMS	20,965	19,698	1,268
AUDIO MATERIALS	(345)	1,001	(1,345)
GROUP/AREA MATERIALS	49,677	43,656	6,021
MIRACLES HAPPEN	4,320	3,726	594
<b>Subtotal</b>	<b>\$543,007</b>	<b>\$506,033</b>	<b>\$36,974</b>
<b>Total Cost of Goods</b>	<b>\$2,040,481</b>	<b>\$1,964,181</b>	<b>\$76,300</b>
<b>Net Literature Income</b>	<b>\$6,384,120</b>	<b>\$5,912,591</b>	<b>\$471,530</b>



**Narcotics Anonymous World Services  
Consolidated Statement of Activities**

Income Statement – For the Twelve Months Ending 30 June 2007

<b>INCOME</b>	<b>YTD ACTUAL</b>	<b>YTD BUDGET</b>	<b>VARIANCE</b>
<b>FELLOWSHIP DONATIONS</b>			
BREAKDOWN BY DONOR TYPE			
Members	\$20,650	\$7,920	\$12,730
Groups	56,761	44,244	12,518
Areas	144,550	98,838	45,711
Regions	587,126	602,551	(15,425)
Events/Conventions	60,316	45,670	14,647
Unity Day	0	9,670	(9,670)
Zonal & Other Forums	10,409	7,038	3,371
<b>Total Donations</b>	<b>\$879,813</b>	<b>\$815,931</b>	<b>\$63,881</b>
<b>MISCELLANEOUS INCOME</b>			
LICENSED VENDOR PAYMENTS	\$24,200	\$23,000	\$1,200
INTEREST	77,191	25,000	52,191
MISCELLANEOUS	3,163	0	3,163
<b>Total Miscellaneous Income</b>	<b>\$104,554</b>	<b>\$48,000</b>	<b>\$56,554</b>
<b>INCOME ALL SOURCES</b> (Not including event specific)	<b>\$7,368,487</b>	<b>\$6,776,522</b>	<b>\$591,965</b>



**Narcotics Anonymous World Services  
Consolidated Statement of Activities**

Income Statement – For the Twelve Months Ending 30 June 2007

<b>EXPENSE</b>	<b>YTD ACTUAL</b>	<b>YTD BUDGET</b>	<b>VARIANCE</b>
<b>LITERATURE PRODUCTION &amp; DISTRIBUTION</b>			
<b>FIXED OPERATIONAL EXPENSES</b>			
MARKETING	\$106,216	\$103,929	\$2,287
IN HOUSE PRODUCTION (not included in Cost of Goods)	27,490	78,761	(51,271)
TRANSLATIONS (not included in Cost of Goods)	33,420	27,694	5,726
LITERATURE DISTRIBUTION (IRAN)	57,181	66,025	(8,845)
SHIPPING	436,741	400,670	36,071
BUSINESS PLAN WORK GROUP	\$20,048	\$34,200	(\$14,152)
LITERATURE & CONVENTION WORKSHOP	0	15,000	(15,000)
LEGAL	33,301	92,284	(58,984)
LITERATURE PRODUCTION & DISTRIBUTION TRAVEL	1,539	25,000	(23,461)
INVENTORY ADJUSTMENT	0	0	0
ACCOUNTING	10,822	14,925	(4,102)
PERSONNEL (Includes amount budgeted to variable projects)	1,131,985	1,016,904	115,081
OVERHEAD	506,887	451,476	55,412
TECHNOLOGY	51,775	74,217	(22,442)
<b>Total Literature Production &amp; Distribution</b>	<b>\$2,417,405</b>	<b>\$2,401,085</b>	<b>\$16,320</b>
<b>WORLD SERVICE CONFERENCE SUPPORT</b>			
<b>FIXED OPERATIONAL EXPENSES</b>			
PUBLICATIONS	\$32,191	\$32,362	(\$171)
WORLD SERVICE CONFERENCE BI-ANNUAL MEETING	11,590	17,911	(6,321)
WORLD BOARD	258,090	191,625	66,465
HUMAN RESOURCE PANEL	25,408	27,214	(1,806)
WSC CO-FACILITATOR	600	636	(36)
CONFERENCE RELATED TRAVEL	0	0	0
LEGAL	0	0	0
ACCOUNTING	8,039	11,087	(3,047)
PERSONNEL (Includes amount budgeted to variable projects)	840,903	757,668	83,235
OVERHEAD	377,688	337,364	40,323
TECHNOLOGY	38,461	55,196	(16,735)
<b>Subtotal</b>	<b>\$1,592,971</b>	<b>\$1,431,064</b>	<b>\$161,907</b>
<b>VARIABLE OPERATIONAL EXPENSES</b>			
NAWS COMMUNICATIONS AND PUBLICATIONS	\$0	\$25,000	(\$25,000)
WORLD WIDE WORKSHOPS	108,595	127,500	(18,905)
FINISHED WSC PROJECTS (IMPLEMENT PR HANDBOOK)	12,233	55,000	(42,767)
<b>Subtotal</b>	<b>\$120,828</b>	<b>\$207,500</b>	<b>(\$86,672)</b>
<b>Total World Service Conference Support</b>	<b>\$1,713,799</b>	<b>\$1,638,564</b>	<b>\$75,235</b>



# Narcotics Anonymous World Services Consolidated Statement of Activities

Income Statement - For the Twelve Months Ending 30 June 2007

EXPENSE	YTD ACTUAL	YTD BUDGET	VARIANCE
<b>FELLOWSHIP DEVELOPMENT</b>			
<b>FIXED OPERATIONAL EXPENSES</b>			
PUBLICATIONS	\$113,895	\$134,694	(\$20,799)
FELLOWSHIP SUPPORT	412,764	142,656	270,108
PROFESSIONAL EVENTS	124,145	60,559	63,586
DEVELOPMENTAL LITERATURE	262,191	235,612	26,579
ARCHIVES & INFORMATION MANAGEMENT	0	35	(35)
LEGAL	0	939	(939)
ACCOUNTING	9,585	13,219	(3,634)
PERSONNEL (Includes amount budgeted to variable projects)	1,002,616	900,687	101,929
OVERHEAD	370,655	324,643	46,012
TECHNOLOGY	45,858	65,735	(19,877)
<b>Subtotal</b>	<b>\$2,341,708</b>	<b>\$1,878,778</b>	<b>\$462,930</b>
<b>VARIABLE OPERATIONAL EXPENSES</b>			
BASIC TEXT PROJECT	\$95,856	\$62,300	\$33,556
PUBLIC RELATIONS DEVELOPMENT	26,754	20,000	6,754
SERVICE MATERIALS	2,824	37,375	(34,551)
SERVICE HANDBOOKS	2,243	20,000	(17,757)
SELF-SUPPORT PAMPHLET	1	0	1
SERVICE STRUCTURE RELATIONSHIP & DEFINITION	0	0	0
TARGETED LITERATURE	19,098	37,875	(18,777)
FELLOWSHIP ISSUE DISCUSSIONS	1,713	22,500	(20,787)
<b>Subtotal</b>	<b>\$148,490</b>	<b>\$200,050</b>	<b>(\$51,560)</b>
<b>Total Fellowship Development</b>	<b>\$2,490,198</b>	<b>\$2,078,828</b>	<b>\$411,370</b>
<b>EVENTS</b>			
<b>FIXED OPERATIONAL EXPENSES</b>			
UNITY DAY	\$0	\$0	\$0
FUTURE (AND PRIOR) CONVENTIONS	\$9,843	\$13,377	(\$3,534)
LEGAL	0	0	0
ACCOUNTING	2,474	5,714	(3,240)
PERSONNEL (Includes amount budgeted to variable projects)	263,138	234,315	28,823
OVERHEAD	125,937	116,843	9,094
TECHNOLOGY	11,834	17,019	(5,185)
<b>Total Events (Not including event specific)</b>	<b>\$413,226</b>	<b>\$387,269</b>	<b>\$25,958</b>
<b>TOTAL EXPENSE ALL SOURCES (Not including event specific)</b>	<b>\$7,034,628</b>	<b>\$6,505,746</b>	<b>\$528,882</b>
<b>EXCESS REVENUE/EXPENSE (Not including event specific)</b>	<b>\$333,858</b>	<b>\$270,776</b>	<b>\$63,082</b>



**Narcotics Anonymous World Services  
Consolidated Statement of Activities**

Income Statement – For the Twelve Months Ending 30 June 2007

<b>EXPENSE</b>	<b>YTD ACTUAL</b>	<b>YTD BUDGET</b>	<b>VARIANCE</b>
<b>EVENT SPECIFIC</b>			
EVENT SPECIFIC INCOME			
WCNA-32 INCOME			
REGISTRATION	\$0	\$0	\$0
SPECIAL EVENTS	0	0	0
NEWCOMER DONATIONS	0	0	0
MERCHANDISE	0	0	0
OTHER SALES	50	0	50
REBATES	0	0	0
<b>Total Event Specific Income</b>	<b>\$50</b>	<b>\$0</b>	<b>\$50</b>
EVENT SPECIFIC EXPENSE			
WCNA-32 EXPENSE			
REGISTRATION	\$72	\$0	\$72
SPECIAL EVENTS	0	0	0
PROGRAM	1	0	1
MERCHANDISE	(1)	0	(1)
FACILITIES	1,810	0	1,810
SUPPORT COMMITTEE	14,301	0	14,301
ADMINISTRATION	38,902	0	38,902
<b>Total Event Specific Expense</b>	<b>\$55,084</b>	<b>\$0</b>	<b>\$55,084</b>
<b>Total Event Specific Excess Revenue/Expense</b>	<b>(\$55,034)</b>	<b>\$0</b>	<b>(\$55,034)</b>
<b>INCREASE (DECREASE) NET UNRESTRICTED ASSETS</b>	<b>\$278,824</b>	<b>\$270,776</b>	<b>\$8,048</b>

NAWS financial statements may have small variance from the Audited Financial Statements due to some adjustments made by the independent auditors.





MANNON KAPLAN, C.P.A.  
 GEORGE NADEL RIVIN, C.P.A.  
 EDWIN KANEMARU, C.P.A.  
 KENNETH R. HOLMER, C.P.A.  
 DOUGLAS S. WAITE, C.P.A.  
 CHARLES SCHNAID, C.P.A.  
 DONALD G. GARRETT, C.P.A.  
 CATHERINE C. GARDNER, C.P.A.  
 JEFFREY L. GOSS, C.P.A.  
 JOANNA BOLSKY, C.P.A.  
 RONALD D. CHANDLER, C.P.A.  
 MICHAEL G. KAPLAN, C.P.A.  
 MICHAEL J. QUACKENBUSH, C.P.A.  
 EDMOND AVANESS, C.P.A.

STANLEY L. MILLER, C.P.A. 1921 - 1995  
 PAUL ARASE, C.P.A.  
 \*RETIRED



Miller, Kaplan, Arase & Co., LLP  
 CERTIFIED PUBLIC ACCOUNTANTS

SINCE 1941

180 MONTGOMERY STREET

SUITE 1840

SAN FRANCISCO, CALIFORNIA 94104-4233

(415) 956-3600

FAX (415) 956-6517

MEMBERS  
 AMERICAN INSTITUTE OF  
 CERTIFIED PUBLIC ACCOUNTANTS  
 THE CALIFORNIA SOCIETY  
 OF CERTIFIED PUBLIC ACCOUNTANTS  
 BAKER TILLY INTERNATIONAL  
 EIN 95-2036299

OTHER OFFICES:  
 NORTH HOLLYWOOD  
 LAS VEGAS

WWW.MILLERKAPLAN.COM

### Independent Auditors' Report

To the World Board of  
 Narcotics Anonymous World Services, Inc.

We have audited the accompanying consolidated statements of financial position of Narcotics Anonymous World Services, Inc. (the "Organization") as of June 30, 2007, 2006 and 2005, and the related consolidated statements of activities, functional expenses and cash flows for the years then ended. These consolidated financial statements are the responsibility of the Organization's management. Our responsibility is to express an opinion on these consolidated financial statements based on our audits.

We conducted our audits in accordance with auditing standards generally accepted in the United States of America. Those standards require that we plan and perform the audits to obtain reasonable assurance about whether the consolidated financial statements are free of material misstatement. An audit includes examining, on a test basis, evidence supporting the amounts and disclosures in the financial statements. An audit also includes assessing the accounting principles used and significant estimates made by management, as well as evaluating the overall financial statement presentation. We believe our audits provide a reasonable basis for our opinion.

In our opinion, the consolidated financial statements referred to above present fairly, in all material respects, the financial position of Narcotics Anonymous World Services, Inc. as of June 30, 2007, 2006 and 2005, and the changes in its net assets and its cash flows for the years then ended in conformity with accounting principles generally accepted in the United States of America.

*Miller, Kaplan, Arase & Co., LLP*

MILLER, KAPLAN, ARASE & CO., LLP



## Consolidated Statements of Financial Position

30 June 2007 and 2006

<b>Assets</b>	<b><u>June 30, 2007</u></b>	<b><u>June 30, 2006</u></b>	<b><u>June 30, 2005</u></b>
<b>Current assets:</b>			
Cash and cash equivalents	\$ 3,674,754	\$ 2,496,575	\$ 3,480,282
Investments - at fair value	1,042,822	988,966	963,546
Accounts receivable (net of allowance for uncollectible accounts of \$60,142, \$63,597 and \$71,000, respectively)	711,906	681,869	622,048
Publication inventory	904,920	850,381	660,158
Prepaid expenses	479,586	130,763	359,280
Total current assets	<u>6,813,988</u>	<u>5,148,554</u>	<u>6,085,314</u>
<b>Property and equipment:</b>			
Furniture and equipment	2,271,860	2,223,519	1,962,320
Leasehold improvements	832,297	831,821	805,814
	3,104,157	3,055,340	2,768,134
Less: accumulated depreciation and amortization	<u>(2,010,319)</u>	<u>(1,922,416)</u>	<u>(1,625,305)</u>
Total property and equipment - net	<u>1,093,838</u>	<u>1,132,924</u>	<u>1,142,829</u>
<b>Other assets:</b>			
Deposits	157,608	50,517	24,260
Trademarks, software and copyrights (net of accumulated amortization of \$857,500, \$746,643 and \$625,991, respectively)	340,275	346,564	404,868
Total other assets	<u>497,883</u>	<u>397,081</u>	<u>429,128</u>
Total assets	<u><u>\$ 8,405,709</u></u>	<u><u>\$ 6,678,559</u></u>	<u><u>\$ 7,657,271</u></u>
 <b>Liabilities and net assets</b>			
<b>Current liabilities:</b>			
Accounts payable	\$ 535,540	\$ 280,906	\$ 248,430
Accrued salaries, vacation and tax withholdings payable	258,034	150,613	151,442
Current portion of capital lease obligations	76,239	80,836	120,135
Deferred convention revenue	1,041,561	-	1,043,580
Total current liabilities	1,911,374	512,355	1,563,587
<b>Capital leases payable, less current portion</b>	<u>665,011</u>	<u>615,834</u>	<u>481,070</u>
Total liabilities	2,576,385	1,128,189	2,044,657
<b>Unrestricted net assets</b>	<u>5,829,324</u>	<u>5,550,370</u>	<u>5,612,614</u>
Total liabilities and net assets	<u><u>\$ 8,405,709</u></u>	<u><u>\$ 6,678,559</u></u>	<u><u>\$ 7,657,271</u></u>



## Consolidated Statements of Financial Position

30 June 2007 and 2006

	July 1, 2006 to June 30, 2007	July 1, 2005 to June 30, 2006	July 1, 2004 to June 30, 2005
<b>Revenues, gains and other support:</b>			
Sales of publications and program materials	\$ 8,433,771	\$ 7,973,244	\$ 7,632,223
Less discounts and cost of sales	<u>2,713,402</u>	<u>2,637,693</u>	<u>2,196,381</u>
Net sales of publications and program materials	5,720,369	5,335,551	5,435,842
Convention registration and other revenue	-	1,819,718	-
Conference contributions	879,863	764,393	802,400
Interest	77,190	42,358	23,082
Other	<u>121,200</u>	<u>114,299</u>	<u>120,449</u>
Total revenues, gains and other support	<u>6,798,622</u>	<u>8,076,319</u>	<u>6,381,773</u>
<b>Expenses:</b>			
Literature production and distribution	1,794,731	1,790,448	1,577,472
World Service Conference support	1,725,176	2,007,681	1,490,462
Fellowship development	2,528,737	2,225,739	2,210,227
Events	<u>471,024</u>	<u>2,114,695</u>	<u>444,187</u>
Total expenses	<u>6,519,668</u>	<u>8,138,563</u>	<u>5,722,348</u>
<b>Change in net assets</b>	278,954	(62,244)	659,425
<b>Unrestricted net assets:</b>			
Beginning of year	<u>5,550,370</u>	<u>5,612,614</u>	<u>4,953,189</u>
End of year	<u>\$ 5,829,324</u>	<u>\$ 5,550,370</u>	<u>\$ 5,612,614</u>



## Consolidated Statements of Functional Expenses

Year Ended 30 June 2007

	<u>Year Ended June 30, 2007</u>				
	<u>Literature Production and Distribution</u>	<u>World Service Conference Support</u>	<u>Fellowship Development</u>	<u>Events</u>	<u>Total</u>
<b>Expenses:</b>					
Salaries, wages and payroll taxes	\$ 1,016,468	\$ 712,612	\$ 849,653	\$ 219,265	\$ 2,797,998
Employee health benefits	113,888	84,603	100,872	26,031	325,394
Retirement contribution	23,658	17,574	20,954	5,407	67,593
Contract labor	4,962	3,686	4,395	1,134	14,177
Convention expense	-	-	-	63,291	63,291
Occupancy	149,599	111,131	132,502	34,194	427,426
Travel	20,476	258,408	530,648	398	809,930
Conferences	-	37,598	-	-	37,598
Worldwide workshops	-	108,595	-	-	108,595
Telephone	25,043	19,215	22,181	11,531	77,970
Postage	10,503	8,575	18,548	5,411	43,037
Office expense	50,563	37,561	44,785	11,557	144,466
Depreciation and amortization	143,394	106,520	127,005	32,776	409,695
Professional fees	35,652	23,158	27,611	7,125	93,546
Equipment leases	16,389	12,175	14,516	3,746	46,826
Computer expense	33,288	24,729	29,485	7,609	95,111
Insurance	16,498	12,255	14,612	3,771	47,136
Interest expense	65,526	48,676	58,037	14,977	187,216
Developmental literature	-	-	140,889	-	140,889
Free publications	-	30,788	104,339	-	135,127
Other operating expenses	<u>68,824</u>	<u>67,317</u>	<u>287,705</u>	<u>22,801</u>	<u>446,647</u>
Total expenses	<u>\$ 1,794,731</u>	<u>\$1,725,176</u>	<u>\$ 2,528,737</u>	<u>\$ 471,024</u>	<u>\$ 6,519,668</u>



## Consolidated Statements of Functional Expenses

Year Ended 30 June 2006

	<u>Year Ended June 30, 2006</u>				
	<u>Literature Production and Distribution</u>	<u>World Service Conference Support</u>	<u>Fellowship Development</u>	<u>Events</u>	<u>Total</u>
<b>Expenses:</b>					
Salaries, wages and payroll taxes	\$ 1,001,574	\$ 711,093	\$ 847,842	\$ 218,797	\$ 2,779,306
Employee health benefits	109,212	81,130	96,732	24,963	312,037
Retirement contribution	20,802	15,453	18,425	4,755	59,435
Contract labor	3,288	5,573	2,913	752	12,526
Convention expense	-	-	-	1,693,008	1,693,008
Occupancy	139,168	103,382	123,264	31,810	397,624
Travel	15,301	149,947	201,037	1,786	368,071
Conferences	-	417,216	-	-	417,216
Worldwide workshops	-	123,233	-	-	123,233
Telephone	22,139	17,179	19,608	9,649	68,575
Postage	11,554	9,152	14,938	6,668	42,312
Office expense	46,677	35,044	41,342	10,669	133,732
Depreciation and amortization	161,320	119,838	142,884	36,873	460,915
Professional fees	56,822	37,262	44,428	14,663	153,175
Equipment leases	6,722	4,994	5,954	3,498	21,168
Computer expense	42,518	31,585	37,659	9,743	121,505
Insurance	23,920	17,769	21,186	5,467	68,342
Interest expense	55,000	40,857	48,714	12,572	157,143
Developmental literature	-	-	144,252	-	144,252
Free publications	-	25,957	146,556	-	172,513
Other operating expenses	<u>74,431</u>	<u>61,017</u>	<u>268,005</u>	<u>29,022</u>	<u>432,475</u>
Total expenses	<u>\$ 1,790,448</u>	<u>\$2,007,681</u>	<u>\$ 2,225,739</u>	<u>\$2,114,695</u>	<u>\$ 8,138,563</u>





## Consolidated Statements of Functional Expenses

Year Ended 30 June 2005

	<u>Year Ended June 30, 2005</u>				
	<u>Literature Production and Distribution</u>	<u>World Service Conference Support</u>	<u>Fellowship Development</u>	<u>Events</u>	<u>Total</u>
<b>Expenses:</b>					
Salaries, wages and payroll taxes	\$ 863,078	\$ 630,004	\$ 751,159	\$ 193,847	\$ 2,438,088
Employee health benefits	96,100	71,388	85,116	21,966	274,570
Retirement contribution	16,290	12,100	14,428	3,723	46,541
Contract labor	731	542	647	167	2,087
Convention expense	-	-	-	75,602	75,602
Occupancy	134,832	100,160	119,423	30,818	385,233
Travel	11,856	194,874	182,602	4,314	393,646
Conferences	-	35,471	-	-	35,471
Worldwide workshops	-	61,164	-	-	61,164
Telephone	21,708	16,926	19,226	9,538	67,398
Postage	6,923	6,038	6,132	3,425	22,518
Office expense	42,267	31,398	37,436	9,661	120,762
Depreciation and amortization	114,392	84,977	101,322	26,147	326,838
Professional fees	55,574	40,326	49,347	12,408	157,655
Equipment leases	21,998	16,342	19,484	5,028	62,852
Computer expense	44,900	33,440	39,768	10,313	128,421
Insurance	19,348	14,373	17,137	4,422	55,280
Interest expense	58,152	43,199	51,506	13,294	166,151
Developmental literature	-	-	239,619	-	239,619
Free publications	-	36,144	126,884	-	163,028
Other operating expenses	<u>69,323</u>	<u>61,596</u>	<u>348,991</u>	<u>19,514</u>	<u>499,424</u>
Total expenses	<u>\$ 1,577,472</u>	<u>\$1,490,462</u>	<u>\$ 2,210,227</u>	<u>\$ 444,187</u>	<u>\$ 5,722,348</u>



## Consolidated Statements of Cash Flows

Years Ended 30 June 2007 and 2006

	Year Ended		
	June 30, 2007	June 30, 2006	June 30, 2005
<b>Cash flows from operating activities:</b>			
Change in net assets	\$ 278,954	\$ (62,244)	\$ 659,425
Adjustment to reconcile change in net assets to net cash provided (used) by operating activities:			
Depreciation and amortization	409,695	460,915	326,838
(Increase) decrease in assets:			
Accounts receivable	(30,037)	(59,821)	(6,439)
Publication inventory	(54,539)	(190,223)	7,072
Prepaid expenses	(348,823)	228,517	(308,479)
Deposits	(107,091)	(26,257)	(24,260)
Increase (decrease) in liabilities:			
Accounts payable	254,634	32,476	(196,764)
Accrued salaries and withholdings payable	107,421	(829)	2,534
Deferred revenue	1,041,561	(1,043,580)	1,043,580
Net cash provided (used) by operating activities	1,551,775	(661,046)	1,503,507
<b>Cash flows from investing activities:</b>			
Purchases of investments	(53,856)	(25,420)	(154,180)
Purchases of property and equipment	(107,454)	(93,917)	(117,039)
Purchases of leasehold improvements	(476)	(23,006)	(89,867)
Payments to secure copyrights and trademarks and purchase software	(104,567)	(62,347)	(69,934)
Net cash (used) by investing activities	(266,353)	(204,690)	(431,020)
<b>Cash flows from financing activities:</b>			
Repayment of capital lease obligations	(107,243)	(117,971)	(95,341)
Net cash (used) by financing activities	(107,243)	(117,971)	(95,341)
<b>Net increase (decrease) in cash and cash equivalents</b>	<b>1,178,179</b>	<b>(983,707)</b>	<b>977,146</b>
<b>Cash and cash equivalents:</b>			
Beginning of year	2,496,575	3,480,282	2,503,136
End of year	<u>\$ 3,674,754</u>	<u>\$ 2,496,575</u>	<u>\$ 3,480,282</u>

Supplemental disclosures of cash flow information: Interest paid during the years ended June 30, 2007, 2006 and 2005 amounted to \$187,216, \$157,143 and \$166,151, respectively.

Non-cash investing and financing activities: During the years ended June 30, 2007, 2006 and 2005, NAWS entered into lease obligations for the purchase of equipment in the amounts of \$463,780, \$312,780 and \$655,090, respectively. NAWS also retired, without payment, lease obligations in the amount of \$311,955 and \$98,144 during the years ended June 30, 2007 and 2006.



# Notes to Consolidated Financial Statements

## Independent Auditors' Report Years Ended June 2007, 2006 and 2005

### **Note 1 – Organization and Nature Of Activities**

Narcotics Anonymous World Services, Inc. (NAWS) was incorporated on January 25, 1977 and is headquartered in Chatsworth, California. In addition, NAWS operates a literature distribution facility in Toronto, Canada and offices in Brussels, Belgium and Iran. NAWS is a not-for-profit organization which provides communications and information for the Fellowship of Narcotics Anonymous (NA). NAWS achieves its purpose by maintaining correspondence with NA groups and service committees, by printing and distributing World Services Conference (WSC) approved literature, and by maintaining the archives and files of NA.

In 1993, NA established the Fellowship Intellectual Property Trust (the Trust). The Trust was established for the purpose of holding and administering all recovery material and other intellectual properties of NA. The Trust is included in the consolidated financial statements of NAWS as a result of common control.

NAWS is exempt under Section 501(c)(3) of the Internal Revenue Code and comparable California Revenue and Taxation Code. The Trust is also exempt under the applicable Internal Revenue Code and comparable California Revenue and Taxation Code. In addition, the Internal Revenue Service has determined that the organization is not a private foundation within the meaning of Section 509(a) of the Internal Revenue Code. Therefore, no provision for Federal and state income taxes was made for either NAWS or the Trust.

### **Note 2 – Summary of Significant Accounting Policies**

#### **A. Consolidation Policy and Basis of Accounting**

The accompanying consolidated financial statements include the accounts of NAWS and the Trust. Significant intercompany balances and transactions are eliminated in consolidation. The consolidated financial statements are prepared on the accrual basis of accounting.

#### **B. Financial Statement Presentation**

Under Statement of Financial Accounting Standards No. 117, NAWS is required to report information regarding its financial position and activities according to three classes of net assets: unrestricted net assets, temporarily restricted net assets and permanently restricted net assets. As of June 30, 2007, 2006 and 2005, NAWS held no temporarily or permanently restricted net assets.

**C. Cash and Cash Equivalents**

NAWS considers all funds held in checking and savings accounts to be cash and cash equivalents.

**D. Investments**

NAWS investments are carried at fair value, which generally represents quoted market price as of the last business day of the year. Certificates of deposit are valued at cost, which approximates fair value. Investments include certificates of deposit, money market funds and government securities.

**E. Publication Inventory**

Publications and other items held for resale are included in inventories and are carried at the lower of cost or market, with cost determined by the first-in, first-out method.

**F. Property and Equipment**

Leasehold improvements and furniture and equipment are stated at cost. Major additions are capitalized while replacements, maintenance and repairs that do not improve or extend the useful life of the asset are expensed. Depreciation is computed using the mid-year accounting method over the estimated useful lives of the related assets, which are as follows:

Leasehold improvements	5 years
Furniture and equipment	5-10 years

Depreciation expense for the years ended June 30, 2007, 2006, and 2005 amounted to \$298,839, 340,264 and \$212,902, respectively.

**G. Trademarks and Copyrights**

The cost of acquiring and defending copyrights and trademarks is capitalized and is being amortized over the approximate economic life of the copyright or trademark, which is estimated to be ten years. The cost of computer software is also capitalized and amortized over a period of seven years. Amortization expense for the years ended June 30, 2007, 2006 and 2005 amounted to \$110,856, \$120,651, and \$113,936, respectively.

**H. Accounts Receivable and Allowance for Doubtful Accounts**

Accounts receivable are reported net of an allowance for doubtful accounts. The allowance is based on management's estimate of the amount of receivables that will actually be collected. Management estimates uncollectible accounts based on the age of the receivable and other factors.

**I. Translation of Foreign Financial Statements**

Financial operations in Canada and Europe are translated throughout the year to United States dollars. Gains or losses resulting from translating foreign currency financial statements are recorded in the consolidated statements of activities.

**J. Estimates**

The preparation of financial statements in conformity with accounting principles generally accepted in the United States of America requires management to make estimates and assumptions that affect certain reported amounts and disclosures in the financial statements. Actual results could differ from those estimates.



## Note 3 – Retirement Plan

NAWS maintains a qualified defined contribution retirement plan, which covers all employees. Under the terms of the plan, employees may elect to contribute pre-tax earnings up to the maximum allowable amount. NAWS matches up to 5% of the deferred earnings based on the employee's number of years of service. The matching contribution to the plan for the years ended June 30, 2007, 2006 and 2005 was \$67,593, \$59,435 and \$46,541, respectively.

## Note 4 – Operating and Capital Leases

NAWS has entered into capital lease agreements for the use of telephone and office equipment. The total value of the equipment under capital leases as of June 30, 2007, 2006 and 2005 was \$855,486, \$901,304 and \$734,024, respectively. NAWS also leases equipment and facilities under various operating leases.

The following is a schedule of future minimum lease payments under capital leases together with the present value of the net minimum lease payments as of June 30, 2007:

### Year ending June 30

	2008	\$ 247,036
	2009	247,036
	2010	247,036
	2011	247,036
	2012	221,553
	Thereafter	<u>217,656</u>
Total minimum lease payments		1,427,353
Less: amount representing interest expense		<u>(686,103)</u>
Net minimum lease payments		<u>\$ 741,250</u>

The following is a schedule of future minimum rental payments required under operating leases that have initial or remaining noncancelable lease terms in excess of one year as of June 30, 2007:

### Year ending June 30,

	2008	\$ 317,189
	2009	328,376
	2010	315,873
	2011	88,277
	2012	<u>23,582</u>
Total minimum payment required		<u>\$ 1,073,297</u>

Total payments made under the leases during the years ended June 30, 2007, 2006 and 2005 were \$639,502, \$586,545 and \$578,963, respectively.





## Note 5 – Investments

The following summary represents the fair value for each of the investment categories:

	2007	2006	2005
Investments at fair value as determined by quoted market price: U.S. Government and GovernmentAgency obligations	\$ 21,288	\$ 26,337	\$ 35,128
Investments at fair value as determined by cost:			
Money market accounts	340,260	317,259	296,125
Certificates of deposit	681,274	645,370	632,293
	<u>                    </u>	<u>                    </u>	<u>                    </u>
<b>Totals</b>	<b>\$ 1,042,822</b>	<b>\$ 988,966</b>	<b>\$ 963,546</b>
	<u>                    </u>	<u>                    </u>	<u>                    </u>

## Note 6 – Concentration of Credit Risk

NAWS places its cash and cash equivalents with high quality financial institutions. Cash and cash equivalents balances exceed the Federal Deposit Insurance Corporation insurance limits.

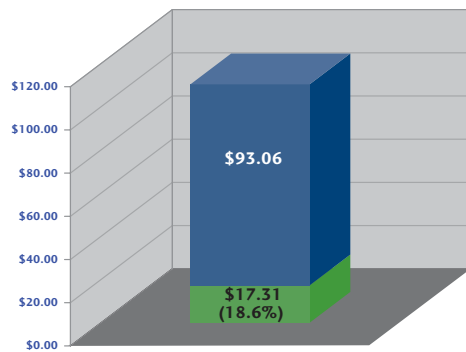
## Note 7 – Employment Contract

NAWS has entered into an employment agreement with its Executive Director for employment services. The agreement provides for compensation and benefits and expires on December 31, 2009. Should the agreement be terminated by NAWS, certain amounts would be payable to the Executive Director as defined in the agreement.

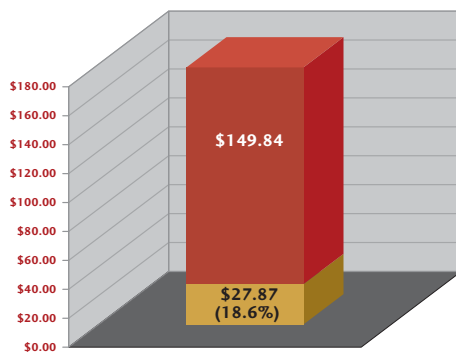


# Fellowship Contributions

Each year in the Annual Report, we include a report of the contributions received all of the various regions in the world broken down by service body, group, or member. This report makes it possible for members everywhere to see, at a glance, how well their regions are able to practice the principle of self-support. Contributing to NA World Services is not a competition, of course. Each region, area, and group have to consider the services they receive from other levels when determining how best to pass along their financial contributions.



These charts, which originally appeared in the April *NA Way*, show the amounts of money it would take to fund our Fellowship Services department solely on group contributions as compared to the amount of money we actually receive per group/meeting. The point illustrated is that we have a way to go before we can consider our world services fully self-supporting.



Discussions about the importance of fellowship contributions have appeared in *NA Way* articles over the course of this year. We plan to continue making an effort to raise awareness that our areas, regions, and world services can only accomplish the work that can be afforded. Our service bodies tend to operate by simply doing the best they can with what they have. At this level, we hope that by offering groups an understanding of what we need to continue to doing our work, we can encourage greater participation

in making that work happen.

Other service bodies can do the same: figure out the costs of what it would take to deliver effective services in your area or region. Break down those figures into meaningful numbers, such as the amount of contributions needed per group, per month. If we let our members know what we need to be successful in our work, we provide them with an opportunity to see how their contributions come to life.



## Donations by Region

*These figures reflect the contributions made throughout the fiscal year. We strive for accuracy in attributing these numbers to the correct sources, but if you find inaccuracies, we hope that you will contact us to provide us with more accurate information about the region in which they belong.*

		Jul 2006/Jun 2007 Donations	2005-2006 Donations
		Number	Amount
<b>ABCD Region</b>			
3981401	Mohawk River Area	10	432.96
3981402	Albany/Rensselaer Area (NY)	6	159.63
3981601	ABCD Region	7	862.06
<b>ABCD Region Total:</b>		<b>23</b>	<b>\$1,454.65</b>
<b>Alabama - Northwest Florida</b>			
3011401	Greater Pensacola ASC	4	885.52
3011202	How and Why Group (AL)	1	120.00
3011206	Survival Group (AL)	1	20.00
3011211	Gratitude Group of NA (FL)	8	420.63
3011212	Third Tradition Group (FL)	0	0.00
3011213	Just for Today Group (AL)	0	0.00
3011214	The Grant Group (AL)	0	0.00
	Individual Members	1	10.00
3011601	Alabama/NW Florida RSC	1	5,022.90
<b>Alabama - Northwest Florida Total:</b>		<b>16</b>	<b>\$6,479.05</b>
<b>Alaska Region</b>			
3021401	Anchorage Area	1	150.00
3021601	Alaska RSC	0	0.00
3021201	Out and About Group (AK)	2	75.00
3021205	To the Point Group (AK)	0	0.00
3021208	Frozen Chosen Group	1	50.00
<b>Alaska Region Total:</b>		<b>4</b>	<b>\$275.00</b>
<b>Alsask Region</b>			
3733001	Alsask Regional Convention	0	0.00
3731201	The Nooner Group (AB)	0	0.00
3731202	Winds of Change Group (AB)	4	30.00
3731203	Estevan Dragline Group (SK)	1	225.00
	Individual Members	1	30.00
3731601	Alsask RSC	4	1,970.84
<b>Alsask Region Total:</b>		<b>10</b>	<b>\$2,255.84</b>
<b>Aotearoa - New Zealand Region</b>			
	Individual Members	0	0.00
3761601	Aotearoa/New Zealand RSC	0	0.00
<b>Aotearoa - New Zealand Region Total:</b>		<b>0</b>	<b>\$0.00</b>
<b>Argentina Region</b>			
3861601	Argentina RSC	1	225.00
<b>Argentina Region Total:</b>		<b>1</b>	<b>\$225.00</b>



		Jul 2006/Jun 2007 Donations		2005-2006
		Number	Amount	Donations
<b>Arizona Region</b>				
3031401	Can NA Area	2	2,928.00	0.00
3031402	Mohave County East Area	1	20.00	0.00
3031403	East Valley Area	12	2,180.77	1,618.62
3031201	Steps "R" Us Group	0	0.00	100.00
3031202	Apache Junction NA	6	133.32	76.71
3031205	Recovery & Beyond Group	0	0.00	236.59
3031206	Grupo Primero Lo Primero	1	71.00	0.00
3031207	Spiritually Fit Women	1	31.87	16.21
	Individual Members	6	655.00	100.00
3031601	Arizona RSC	5	41,692.18	18,706.82
<b>Arizona Region Total:</b>		<b>34</b>	<b>\$47,712.14</b>	<b>\$20,854.95</b>
<b>Arkansas Region</b>				
3041402	Central Arkansas Area	5	1,402.04	274.62
3041404	Texarkana Area	0	0.00	1,083.43
3041201	Paragould NA Group	4	500.00	293.71
3041202	New Freedom Group (TX)	2	50.50	300.00
3041203	Recovery in the Daylight	4	426.13	139.58
3041205	Clean & Serene Group (AR)	2	33.82	91.83
3041206	AWOL Group (AR)	1	50.00	0.00
3041207	No Matter What Group	4	75.00	0.00
3041209	Saturday Night Live Group (AR)	1	50.00	100.00
3041211	Common Bond Group (AR)	3	150.00	200.00
	Individual Members	0	0.00	32.87
3041601	Arkansas RSC	5	2,424.15	329.12
<b>Arkansas Region Total:</b>		<b>31</b>	<b>\$5,161.64</b>	<b>\$2,845.16</b>
<b>Australia Region</b>				
3831601	Australia Region	0	0.00	20,746.40
<b>Australia Region Total:</b>		<b>0</b>	<b>\$0.00</b>	<b>\$20,746.40</b>
<b>Baja-son Region</b>				
<b>Baja-son Region Total:</b>		<b>0</b>	<b>\$0.00</b>	<b>\$0.00</b>
<b>Best Little Region</b>				
3061401	Unity Area of West Texas	3	314.00	115.00
3061403	Panhandle Area (TX)	3	164.26	329.04
3063001	Best Little Region Convention	1	1,528.45	972.82
3061201	Serenity Group (TX)	5	306.00	338.00
3061203	Newcomers Group (TX)	2	103.00	0.00
3061204	Nothing to Fear Group (TX)	1	61.65	0.00
3061205	New Awakenings Group (TX)	1	100.00	0.00
3061208	NA Hope Group (TX)	1	15.00	45.00
3061601	Best Little Region RSC	0	0.00	200.00
<b>Best Little Region Total:</b>		<b>17</b>	<b>\$2,592.36</b>	<b>\$1,999.86</b>



		Jul 2006/Jun 2007 Donations	2005-2006
		Number	Donations
		Amount	
<b>Bluegrass-Appalachian Region</b>			
30K1401	Grass Roots Area	2	1,000.00
30K1403	Kentucky Survivors Area	4	728.28
30K1201	Another Chance Group (KY)	0	0.00
30K1202	Hugs not Drugs Group (KY)	1	50.00
30K1203	Monticello Group (KY)	0	0.00
30K1601	Bluegrass-Appalachian RSC	4	945.00
<b>Bluegrass-Appalachian Region Total:</b>		<b>11</b>	<b>\$2,723.28</b>
			<b>\$2,750.00</b>
<b>Brazil Region</b>			
3821401	CSA Vale Dos Sinos	0	0.00
3821402	ASC Interior Paulista	2	750.06
	Individual Members	0	0.00
3821601	Regiao Brasil	0	0.00
<b>Brazil Region Total:</b>		<b>2</b>	<b>\$750.06</b>
			<b>\$709.00</b>
<b>British Columbia Region</b>			
3071403	Strathcona Area	1	375.00
3071406	South Vancouver Island	2	245.25
3071202	Tunnel of Light Group	1	225.00
3071203	Saturday Night Live Group	1	15.75
3071205	Port Hardy NA	0	0.00
3071208	Taking Care of Business (TCOB)	0	0.00
3071211	Wednesday Men's Group	0	0.00
	Individual Members	1	40.00
3071601	British Columbia RSC	4	8,625.00
<b>British Columbia Region Total:</b>		<b>10</b>	<b>\$9,526.00</b>
			<b>\$3,478.59</b>
<b>Buckeye Region</b>			
3081401	Western Reserve Area (WRASCNA)	9	130.00
3081403	Western Area General Service	0	0.00
3081601	Buckeye RSC	0	0.00
<b>Buckeye Region Total:</b>		<b>9</b>	<b>\$130.00</b>
			<b>\$13,890.00</b>
<b>Southern Brazil Region</b>			
<b>Southern Brazil Region Total:</b>		<b>0</b>	<b>\$0.00</b>
			<b>\$0.00</b>
<b>California Inland Region</b>			
3801401	Greater Mojave Area	2	234.46
3801201	Thank God It's Friday Meeting	0	0.00
3801202	Life on Life's Terms Group	0	0.00
	Individual Members	1	500.00
3801601	California Inland RSC	1	209.31
<b>California Inland Region Total:</b>		<b>4</b>	<b>\$943.77</b>
			<b>\$10,799.44</b>





		Jul 2006/Jun 2007 Donations		2005~2006
		Number	Amount	Donations
<b>California Midstate Region</b>				
3091401	Foothill Area	5	77.17	36.50
3091201	Friday Morning Early Start	0	0.00	4.65
3091202	Freedom on Friday	0	0.00	70.00
3091205	NA Nooner Group	0	0.00	111.75
	Individual Members	0	0.00	20.00
3091601	California Midstate RSC	2	4,000.00	2,853.81
<b>California Midstate Region Total:</b>		<b>7</b>	<b>\$4,077.17</b>	<b>\$3,096.71</b>
<b>Canadian Atlantic Region</b>				
<b>Canadian Atlantic Region Total:</b>		<b>0</b>	<b>\$0.00</b>	<b>\$0.00</b>
<b>Carolina Region</b>				
30P1202	I Can't We Can Group (NC)	0	0.00	11.29
30P1401	Capital Area (NC)	6	730.69	1,159.07
30P1405	Greater Charlotte Area	6	650.26	0.00
3101401	Sun City Area (SC)	4	723.27	600.00
3101403	South Coastal Area (SC)	11	494.87	417.57
3101405	North Central Carolina Area	0	0.00	200.00
3101202	High Noon Group (SC)	1	300.00	0.00
3101208	Second Chance Group (SC)	0	0.00	40.00
3101210	Flowertown NA	4	143.00	80.00
3101226	Stay Clean Group (SC)	2	525.00	0.00
3101232	Worth the Ride Group	0	0.00	243.34
3101234	Gateway to Freedom Group	12	136.00	134.00
3101240	Free Spirit Group (SC)	3	235.00	54.99
3101243	Key of Life Group (SC)	0	0.00	47.25
	Individual Members	0	0.00	50.00
3101601	Carolina RSC	3	13,500.00	19,699.00
<b>Carolina Region Total:</b>		<b>52</b>	<b>\$17,438.09</b>	<b>\$22,736.51</b>
<b>Central California Region</b>				
3111401	Central Coast Area	12	601.62	358.64
3111402	Gold Coast Area	12	1,749.18	789.33
3111404	Kern County Area	5	400.00	400.00
3111202	Old School Group	1	70.00	0.00
3111203	Stay in the Solution Group	1	55.00	0.00
3111204	New Attitudes Group	6	600.00	948.57
3111210	Step Study Group	1	61.00	0.00
3111211	Wednesday Steps & Traditions	0	0.00	113.10
3111213	Recovery Quest Group	2	58.00	0.00
3111214	Friday Night Step Study	5	1,435.00	0.00
3111216	Kern River Valley Group	0	0.00	10.00
3111217	Friday Step Study Group	1	214.00	1,117.00
3111601	Central California RSC	1	4,170.00	1,519.10
<b>Central California Region Total:</b>		<b>47</b>	<b>\$9,413.80</b>	<b>\$5,255.74</b>



		Jul 2006/Jun 2007 Donations		2005-2006
		Number	Amount	Donations
<b>Chesapeake &amp; Potomoc Region</b>				
3121401	Northern Virginia Area (NORVA)	2	3,000.00	1,500.00
3121201	It Works How & Why Group (MD)	6	62.89	25.02
3121203	Another Look Group (VA)	4	182.04	52.00
3121204	Savage Survivors Group	0	0.00	100.00
	Individual Members	3	237.65	2,135.00
3121601	Chesapeake & Potomac RSC	1	585.34	5,543.16
<b>Chesapeake &amp; Potomoc Region Total:</b>		<b>16</b>	<b>\$4,067.92</b>	<b>\$9,355.18</b>
<b>Chicagoland Region</b>				
3131401	North Suburban Area	1	200.00	0.00
3131403	SWANA (IL)	6	509.06	16.00
3131404	South City Area (IL)	2	1,010.17	0.00
3131405	North City ASC	8	817.93	1,058.92
3133002	Kings House Retreat	1	37.00	0.00
3131201	Newly Revised Meeting	3	360.72	0.00
3131202	Basic Meeting (IL)	0	0.00	70.00
3131203	What Can I Do Group	1	30.00	0.00
3131204	Friendly Group	1	31.81	0.00
3131212	Night Before Xmas (IL)	3	57.52	199.62
3131213	Our Home Group (IL)	0	0.00	20.00
	Individual Members	2	150.00	0.00
3131601	Chicagoland RSC	1	200.00	5,900.00
<b>Chicagoland Region Total:</b>		<b>29</b>	<b>\$3,404.21</b>	<b>\$7,264.54</b>
<b>Chile Region</b>				
30E1601	Chile Region	1	50.00	0.00
<b>Chile Region Total:</b>		<b>1</b>	<b>\$50.00</b>	<b>\$0.00</b>
<b>Colombia Region</b>				
3141400	Cartagena ASC	6	13.53	1.76
3141201	Grupo el Camino	1	36.18	0.00
3141202	Grupo la Playa	12	49.81	57.03
3141203	Grupo Nuevo Amanecer	12	7.96	0.88
3141205	Grupo el Socorro	12	10.69	8.37
3141206	Grupo Si Nos Recuperamos	12	29.04	8.84
3141207	Grupo el Milagro	4	0.88	0.00
3141208	Nuevo Amanecer Bogota	12	129.07	0.00
3141209	Grupo Despertares	1	17.88	0.00
3141210	Aporte Anonimo	1	4.68	0.00
3141601	Colombia RSC	1	284.16	469.68
<b>Colombia Region Total:</b>		<b>74</b>	<b>\$583.88</b>	<b>\$546.56</b>



		Jul 2006/Jun 2007 Donations		2005~2006
		Number	Amount	Donations
<b>Colorado Region</b>				
3151405	Mile High Area	1	200.00	250.00
3151202	No Name Group	0	0.00	18.00
3151203	True Blue Group	10	383.36	0.00
3151204	Rocky Mountain Not High Group	1	100.00	0.00
3151205	Clean & Serene Group	4	93.08	177.66
3151206	Turning Point Group	2	13.00	0.00
3151207	Northside Young in Recovery	1	51.15	0.00
3151208	Piece of Freedom Group	1	100.00	0.00
3151212	Here & Now Group	1	488.78	0.00
3151215	Golden Group	8	81.50	70.00
3151220	Road to Golden Recovery	1	40.00	20.25
3151225	Last Chance NA Group	1	36.00	25.00
	Individual Members	3	58.00	10.00
3151601	Colorado RSC	4	5,062.00	2,240.05
<b>Colorado Region Total:</b>		<b>38</b>	<b>\$6,706.87</b>	<b>\$2,810.96</b>
<b>Connecticut Region</b>				
3161401	Greater Hartford (GHANA)	5	1,318.55	1,535.16
3161201	No Other Way Group	2	245.00	231.37
3161202	Port of Recovery Group	1	43.00	0.00
3161203	Steppin' Thru It All Group	3	190.44	263.12
3161204	New Generation Group	0	0.00	341.69
3161209	Elevator's Broken Group	1	74.00	0.00
	Individual Members	1	500.00	0.00
3161601	Connecticut RSC	4	14,231.92	10,229.54
<b>Connecticut Region Total:</b>		<b>17</b>	<b>\$16,602.91</b>	<b>\$12,600.88</b>
<b>Costa Rica Region</b>				
3951201	High Noon Group	1	80.00	0.00
3951601	Costa Rica Region	1	150.00	600.00
<b>Costa Rica Region Total:</b>		<b>2</b>	<b>\$230.00</b>	<b>\$600.00</b>
<b>Denmark Region</b>				
	Individual Members	3	40.00	0.00
<b>Denmark Region Total:</b>		<b>3</b>	<b>\$40.00</b>	<b>\$0.00</b>
<b>Dominican Republic Region</b>				
<b>Dominican Republic Region Total:</b>		<b>0</b>	<b>\$0.00</b>	<b>\$0.00</b>
<b>Eastern New York Region</b>				
30A1401	Simply Spiritual Area	1	1,000.00	0.00
30A1404	Metro Area Hispana	0	0.00	2,000.00
30A3001	NASCOMM Corp	1	5,000.00	0.00
30A1202	My Group	1	9.00	0.00
30A1208	Conspiracy of Recovery Group	0	0.00	175.00



		Jul 2006/Jun 2007 Donations		2005~2006
		Number	Amount	Donations
<i>Eastern New York Region, continued</i>				
30A1210	Keep It Simple Group	1	39.00	32.00
30A1211	Happy, Joyous & Free	0	0.00	136.00
30A1218	Straight at Six Group	1	12.00	0.00
30A1219	Awareness Group	1	12.00	0.00
30A1220	Keeping It Green	1	25.00	0.00
	Individual Members	1	25.00	25.00
30A1601	Eastern New York Region	2	2,500.00	5,548.72
<b>Eastern New York Region Total:</b>		<b>14</b>	<b>\$8,763.92</b>	<b>\$7,916.72</b>
<b>Eastern Pennsylvania Region</b>				
30O1601	Eastern Pennsylvania Region	1	6,307.89	3,000.00
<b>Eastern Pennsylvania Region Total:</b>		<b>1</b>	<b>\$6,307.89</b>	<b>\$3,000.00</b>
<b>Ecuador Region</b>				
<b>Ecuador Region Total:</b>		<b>0</b>	<b>\$0.00</b>	<b>\$0.00</b>
<b>Florida Region</b>				
3181401	Greater Orlando Area	4	4,612.35	1,607.99
3181402	Palm Coast Area	4	3,411.00	1,389.23
3181404	Daytona Area	0	0.00	321.17
3181201	Steps to Freedom Group	11	291.00	109.50
3181202	Learning to Live Group	1	11.70	0.00
3181203	A Train to Somewhere Group	4	137.29	149.78
3181204	Sunday Skool Group	0	0.00	62.54
3181206	Kissimmee Connection	1	37.68	145.81
3181207	The Lie Is Dead Group	2	66.75	83.75
3181208	Give It Up Group	10	271.32	0.00
3181209	New Beginnings Group	4	152.00	0.00
3181214	Miracles of Faith Group	0	0.00	61.00
3181215	Just for Today Group	6	235.03	0.00
3181222	Recovery Matters Group	11	477.50	732.00
3181224	Un Nuevo Amanecer	1	10.00	176.32
	Individual Members	5	138.00	375.00
3181601	Florida RSC	1	25,836.71	6,710.81
<b>Florida Region Total:</b>		<b>65</b>	<b>\$35,688.33</b>	<b>\$11,924.90</b>
<b>Finland</b>				
30N1201	Bulevardi Group	0	0.00	250.00
<b>Finland Total:</b>		<b>0</b>	<b>\$0.00</b>	<b>\$250.00</b>
<b>France Region</b>				
3871601	France RSC	1	1,240.17	339.06
<b>France Region Total:</b>		<b>1</b>	<b>\$1,240.17</b>	<b>\$339.06</b>



		Jul 2006/Jun 2007 Donations		2005-2006
		Number	Amount	Donations
<b>Free State Region</b>				
3193001	Free State Regional Convention	0	0.00	10,750.00
3193002	Ocean Gateway Area Convention	0	0.00	2,375.00
3191201	Steppin at Noon Group	2	486.00	0.00
3191213	Day by Day Group	0	0.00	10.00
	Individual Members	2	125.00	100.00
3191601	Free State RSC	7	26,386.34	35,785.48
<b>Free State Region Total:</b>		<b>11</b>	<b>\$26,997.34</b>	<b>\$49,020.48</b>
<b>Georgia Region</b>				
3201404	New Freedom Area	1	269.23	0.00
3201202	Good Life Group	8	575.00	200.00
3201203	Clean House Group	1	61.00	75.00
3201204	We Do Recover Group	5	135.00	0.00
3201205	New Horizon Group	3	126.09	105.98
3201206	International City Group of NA	5	523.77	162.54
3201208	Close Encounters Group	9	264.16	427.02
3201209	Free to Be Me Group	2	50.00	0.00
3201211	Start Living Group	2	247.43	0.00
3201212	Downunder Group	6	672.43	0.00
3201214	Living Free Group	5	225.18	379.31
3201215	Meeting in the Mountains	2	147.53	107.00
3201216	Stone Cold Recovery	1	144.39	714.47
3201219	NA Foundation Group	0	0.00	25.00
3201220	Just for Today Group	4	89.93	103.63
3201223	New Beginnings Group	0	0.00	123.78
3201224	Blind Faith Group	11	633.16	568.34
3201227	Surrender Group	10	489.00	350.26
3201228	New Beginnings Group	1	50.00	27.97
3201229	The Backroom Group	9	689.75	941.64
3201231	IP #2 Group of NA	11	401.25	308.41
3201233	Experience, Strength & Hope	0	0.00	80.00
	Individual Members	1	100.00	0.00
3201601	Georgia RSC	2	18,944.93	14,745.36
<b>Georgia Region Total:</b>		<b>99</b>	<b>\$24,839.23</b>	<b>\$19,445.71</b>
<b>German Speaking Region</b>				
3211601	German Speaking RSC	0	0.00	788.25
<b>German Speaking Region Total:</b>		<b>0</b>	<b>\$0.00</b>	<b>\$788.25</b>
<b>Greater Illinois Region</b>				
3221401	Illinois Valley Area	1	47.00	0.00
3221201	The Meeting	1	30.00	0.00
3221204	Serenity Seekers	1	48.00	0.00
	Individual Members	1	60.00	178.10
<b>Greater Illinois Region Total:</b>		<b>4</b>	<b>\$185.00</b>	<b>\$178.10</b>





		Jul 2006/Jun 2007 Donations		2005~2006
		Number	Amount	Donations
<b>Greater New York Region</b>				
3231401	Open Arm Area	0	0.00	482.27
3231402	Rockland Area	2	600.00	0.00
3231403	New York City Area	5	3,680.28	1,468.54
3231404	Bronx Area of NA	0	0.00	1,000.00
3231405	Metro Area de Habla Hispana	1	368.00	0.00
3233001	Greater New York Convention	1	2,500.00	0.00
3231201	The Beginnings Group	1	30.00	0.00
3231204	Basic Text Group	0	0.00	12.50
3231205	Gut Level Group	0	0.00	12.50
3231206	Saturday Serenity Group	5	280.00	0.00
3231207	Lunch Time Recovery	1	100.00	0.00
3231208	Happy, Joyous & Free	1	91.00	0.00
3231209	Serenity Now Group	4	60.00	400.00
3231213	Friday Focus Group	2	92.00	0.00
3231216	Women Needing Women	0	0.00	26.12
3231240	The Dream Is Real Group	3	96.65	118.38
3231246	Get Real on the Terrace	1	16.00	0.00
3231248	Carry the Message Group	3	107.50	20.00
3231249	Miracle on 24th Street	0	0.00	26.00
3231254	Recovery on the Blvd	0	0.00	151.95
3231256	Together on Sunday	0	0.00	35.00
	Individual Members	0	0.00	248.00
3231601	Greater New York RSC	2	2,500.00	1,490.48
<b>Greater New York Region Total:</b>		<b>32</b>	<b>\$10,521.43</b>	<b>\$5,491.74</b>
<b>Greater Philadelphia Region</b>				
3241401	Delco Area	7	3,164.73	1,660.25
3241201	Folsom Group	6	260.00	385.00
3241202	Twelve Steps to Freedom	1	46.30	0.00
3241203	New Beginning Group (PA)	1	60.00	0.00
3241206	Get a Grip Group (PA)	0	0.00	50.00
	Individual Members	4	400.00	325.00
<b>Greater Philadelphia Region Total:</b>		<b>19</b>	<b>\$3,931.03</b>	<b>\$2,420.25</b>
<b>Greece Region</b>				
30F1601	Greece Region	1	128.30	0.00
<b>Greece Region Total:</b>		<b>1</b>	<b>\$128.30</b>	<b>\$0.00</b>
<b>Guatemala Region</b>				
30I3001	Tercera Convencion	0	0.00	52.27
30I1601	Guatemala Region	2	100.00	50.00
<b>Guatemala Region Total:</b>		<b>2</b>	<b>\$100.00</b>	<b>\$102.27</b>



		Jul 2006/Jun 2007 Donations		2005-2006
		Number	Amount	Donations
<b>Hawaii Region</b>				
3251401	Oahu Area	11	827.48	1,132.53
3253001	Downtown Ohana Annual Picnic	1	60.00	75.00
3251201	Point of Recovery Group	1	26.12	0.00
3251202	Talking Heads Group	1	19.00	0.00
	Individual Members	2	70.00	25.00
3251601	Hawaii RSC	1	217.42	1,922.73
<b>Hawaii Region Total:</b>		<b>17</b>	<b>\$1,220.02</b>	<b>\$3,155.26</b>
<b>India Region</b>				
<b>India Region Total:</b>		<b>0</b>	<b>\$0.00</b>	<b>\$0.00</b>
<b>Indiana Region</b>				
3261401	Cross Roads Area	6	1,233.15	643.72
3261402	South Shore Area	2	1,175.00	1,600.00
3261403	Mid-State Area	2	205.00	555.79
3261404	Northwestern Indiana Area	0	0.00	241.41
3261405	Northeastern Indiana Area	2	194.80	321.76
3261406	Central Indiana Area (CIASC)	3	2,045.65	250.00
3261407	North Central Indiana Area	0	-523.21	523.21
3263001	Indiana Region Convention	1	11,000.00	9,000.00
3263002	End of Summer Celebration	1	100.00	135.00
3261202	Rats NA Drain Ditch Group	4	51.00	0.00
3261203	Back to Basics Group	1	11.26	0.00
3261204	Solidarity Group	1	56.31	0.00
3261209	It Works How & WHY Group	0	0.00	60.00
3261210	There Is Hope Group	0	0.00	32.26
3261212	Tuesday Night NA	5	32.10	69.94
3261219	Miracles of Recovery	5	100.00	100.00
	Individual Members	0	0.00	135.00
3261601	Indiana RSC	6	3,751.71	5,456.12
<b>Indiana Region Total:</b>		<b>39</b>	<b>\$19,432.77</b>	<b>\$19,124.21</b>
<b>Iowa Region</b>				
3271201	Oskaloosa's Miracles Group	0	0.00	52.45
3271202	Clean & Serene Group	1	150.00	0.00
3271203	Miracles of Recovery	1	350.00	0.00
3271204	Rathbun Regional NA	2	100.00	50.00
	Individual Members	1	0.00	0.00
3271601	Iowa RSC	1	2,000.00	4,900.00
<b>Iowa Region Total:</b>		<b>6</b>	<b>\$2,600.00</b>	<b>\$5,002.45</b>
<b>Iran Region</b>				
30M1201	Isfahan Group	0	0.00	55.00
30M1601	Iran Region	0	0.00	10,000.00
<b>Iran Region Total:</b>		<b>0</b>	<b>\$0.00</b>	<b>\$10,055.00</b>



		Jul 2006/Jun 2007 Donations Number	Amount	2005-2006 Donations
<b>Israel Region</b>				
Israel Region Total:		0	\$0.00	\$0.00
<b>Italy Region</b>				
Italy Region Total:		0	\$0.00	\$0.00
<b>Ireland Region</b>				
Ireland Region Total:		0	\$0.00	\$0.00
<b>Japan Region</b>				
	Individual Members	0	0.00	20.00
3291601	Japan Region	2	1,141.34	1,808.87
Japan Region Total:		2	\$1,141.34	\$1,828.87
<b>Kentuckiana Region</b>				
3301401	Louisville Area	1	1,000.00	0.00
3301201	Off the Wall Group	1	200.00	0.00
3301202	Just for Today Group	1	10.00	0.00
3301203	How It Works Group	8	205.01	374.42
3301205	Living the Program Group	1	45.00	0.00
3301206	We Do Recover Group	1	75.00	0.00
3301208	Clean & Serene Group	1	190.00	0.00
3301210	No Name Group	0	0.00	60.00
3301214	Here & Now Group	0	0.00	50.00
	Individual Members	0	0.00	42.00
Kentuckiana Region Total:		14	\$1,725.01	\$526.42
<b>Le Nordet</b>				
Le Nordet Total:		0	\$0.00	\$0.00
<b>Lone Star Region</b>				
3311403	Fort Worth Area	0	0.00	200.00
3311408	East Texas Area	1	100.00	0.00
3313001	Fort Worth Area Convention	0	0.00	1,877.32
3311203	Another Chance Group	12	568.88	165.76
3311204	Eastside Recovery Group	0	0.00	278.00
3311205	Any Lengths Group	0	0.00	20.00
3311207	Just for Today Group	5	175.00	75.00
3311209	New Beginnings Group	6	220.00	50.00
3311210	Richardson Group	0	0.00	19.12
3311211	Northside NA Group	10	753.63	517.40
3311212	Last House on the Block	9	305.90	250.08
3311213	OklaTex NA	3	300.00	0.00
3311214	Better Late Than Never	0	0.00	500.00
3311219	Visions of Recovery Group	3	500.00	0.00



		Jul 2006/Jun 2007 Donations		2005~2006
		Number	Amount	Donations
<i>Lone Star Region, continued</i>				
3311221	Refinishing Group	4	130.00	175.00
3311223	Broadway Group	10	964.01	1,301.00
3311225	Serenity Point Group	5	325.00	260.00
3311226	Downtown Group	12	120.00	80.00
	Individual Members	2	2.00	125.00
3311601	Lone Star RSC	5	2,957.34	1,600.00
<b>Lone Star Region Total:</b>		<b>87</b>	<b>\$7,421.76</b>	<b>\$7,493.68</b>
<b>Louisiana Region</b>				
3321401	Bayou Recovery Area	1	127.28	0.00
3321201	Howl Group	0	0.00	25.00
3321202	Mission Critical Group	0	0.00	50.00
	Individual Members	0	0.00	60.00
3321601	Louisiana RSC	2	2,399.99	0.00
<b>Louisiana Region Total:</b>		<b>3</b>	<b>\$2,527.27</b>	<b>\$135.00</b>
<b>Metro Detroit Region</b>				
3781401	WW/MC Area	7	1,756.40	3,191.91
3781403	Monroe County Area	2	100.00	0.00
3781201	Unconditional Love Group	2	60.00	100.00
3781203	We're Part of the Solution	1	20.00	0.00
	Individual Members	0	0.00	20.00
3781601	Metro Detroit RSC	9	6,100.00	2,500.00
<b>Metro Detroit Region Total:</b>		<b>21</b>	<b>\$8,036.40</b>	<b>\$5,811.91</b>
<b>Mexico Region</b>				
<b>Mexico Region Total:</b>		<b>0</b>	<b>\$0.00</b>	<b>\$0.00</b>
<b>Michigan Region</b>				
3331401	Greater Grand Rapids Area	4	640.97	591.50
3331402	Capital Area	6	619.54	300.89
3331403	Battle Creek Area	0	0.00	20.00
3331405	Tri-City Area	2	1,177.10	510.64
3331406	Livingston County Area	7	230.41	0.00
3331203	Friday Night Brighton Group	2	80.00	0.00
3331204	Natural Life Group	10	800.00	50.00
3331207	Heavenly Express Group	5	129.50	450.00
3331216	Benton Harbor Group	0	0.00	10.00
3331222	Insight Group	1	30.00	50.00
3331227	Common Ground Group	1	25.00	0.00
	Individual Members	3	126.50	33.50
3331601	Michigan RSC	3	1,135.61	6,201.00
<b>Michigan Region Total:</b>		<b>44</b>	<b>\$4,994.63</b>	<b>\$8,217.53</b>



		Jul 2006/Jun 2007 Donations		2005-2006
		Number	Amount	Donations
<b>Mid America Region</b>				
3341401	Central Kansas Area	1	52.00	0.00
3341402	Just for Today Area (KS)	5	416.00	0.00
3341403	United Kansas City Area (KS)	1	316.43	0.00
3341404	Unity NA Area (KS)	1	52.00	0.00
3341001	Billy Mc	0	0.00	50.00
3341201	Gift of Life Group (KS)	1	52.00	61.00
3341202	Keep It Simple Group (KS)	2	55.00	20.00
3341203	Just for Today Group (KS)	1	100.00	275.00
3341204	SOS Group (KS)	0	0.00	25.00
3341205	Not So Famous Group (KS)	1	4.50	0.00
3341206	How Group (KS)	1	53.00	0.00
3341207	Day by Day Group (KS)	1	52.00	0.00
3341208	Clean n Crazy Group (KS)	1	52.00	0.00
3341210	Recovering Addicts (RAGS)	2	152.00	0.00
3341211	First Things First Group (KS)	1	52.00	0.00
3341212	Phoenix Group (KS)	1	52.00	0.00
3341217	Recovery First Group (KS)	3	287.15	213.60
3341218	Nothing to Fear Group (KS)	1	52.00	50.00
3341219	Flying Free Group (KS)	2	152.00	0.00
3341601	Mid America RSC	0	0.00	4,166.83
<b>Mid America Region Total:</b>		<b>26</b>	<b>\$1,952.08</b>	<b>\$4,861.43</b>
<b>Mid Atlantic Region</b>				
3351401	Small Wonder Area of NA	3	1,250.00	1,700.00
	Individual Members	1	5,000.00	100.00
3351601	Mid Atlantic RSC	2	7,153.90	12,171.93
<b>Mid Atlantic Region Total:</b>		<b>6</b>	<b>\$13,403.90</b>	<b>\$13,971.93</b>
<b>Minnesota Region</b>				
3361402	Northern Lights Area (WI)	1	1,845.00	0.00
3363001	S Minnesota Recovery Blast	0	0.00	2,050.00
3361201	Coop Group (MN)	3	47.94	30.32
3361203	We Are Recovering Group	1	20.00	20.00
3361204	Anonymous Group (MN)	1	9.00	0.00
3361205	Freedom Seekers Group (MN)	1	125.00	0.00
3361206	Hugs Not Drugs Group (MN)	0	0.00	5.88
	Individual Members	9	675.00	50.00
3361601	Minnesota RSC	3	10,000.00	0.00
<b>Minnesota Region Total:</b>		<b>19</b>	<b>\$12,721.94</b>	<b>\$2,156.20</b>



		Jul 2006/Jun 2007 Donations		2005~2006
		Number	Amount	Donations
<b>Mississippi Region</b>				
3921401	Mississippi Delta Area (MDANA)	0	0.00	100.00
3921202	Just for Tonight Group	1	30.00	30.00
3921212	Freedom Group	1	463.44	0.00
3921601	Mississippi Region	1	1,500.00	400.00
<b>Mississippi Region Total:</b>		<b>3</b>	<b>\$1,993.44</b>	<b>\$530.00</b>
<b>Montana Region</b>				
3371601	Montana RSC	2	1,104.90	1,120.51
<b>Montana Region Total:</b>		<b>2</b>	<b>\$1,104.90</b>	<b>\$1,120.51</b>
<b>Mountain Valley Region</b>				
3381404	Berkshire County Area (MA)	5	1,273.78	1,067.62
3383001	Back to Basics Campout (NH)	1	1,305.68	0.00
3381601	Mountain Valley RSC	1	491.62	1,035.10
<b>Mountain Valley Region Total:</b>		<b>7</b>	<b>\$3,071.08</b>	<b>\$2,102.72</b>
<b>Mountaineer Region</b>				
3391201	Another Way Group (WV)	0	0.00	50.00
3391202	Just for Today Group (WV)	1	10.00	0.00
3391601	Mountaineer RSC	3	3,400.00	1,000.00
<b>Mountaineer Region Total:</b>		<b>4</b>	<b>\$3,410.00</b>	<b>\$1,050.00</b>
<b>Northeast Atlantic Region</b>				
3401405	New Brunswick Area (NB)	0	0.00	149.70
3401201	The Foundation Group (NS)	1	41.98	0.00
3401205	SOS Group (NB)	0	0.00	15.00
<b>Northeast Atlantic Region Total:</b>		<b>1</b>	<b>\$41.98</b>	<b>\$164.70</b>
<b>Nebraska Region</b>				
3411401	Southeast Nebraska Area	1	116.50	0.00
3411402	Central Nebraska Area	0	0.00	103.73
3411404	Elkhorn Valley Area	10	204.53	211.49
3411201	Making a Difference Group	0	0.00	25.00
3411202	Prime Time Group	0	0.00	25.00
3411204	No Name Group (NE)	0	0.00	210.00
3411205	New Day Group	0	0.00	135.48
3411206	Electric Candlelight Group	1	32.95	0.00
3411208	Happy Havelock Group	1	152.00	95.82
3411214	Thursday How & Why	1	46.00	89.35
3411216	Friday Night Lost and Found	1	30.00	0.00
3411601	Nebraska Region	0	0.00	2,528.79
<b>Nebraska Region Total:</b>		<b>15</b>	<b>\$581.98</b>	<b>\$3,424.66</b>





		Jul 2006/Jun 2007 Donations		2005~2006
		Number	Amount	Donations
<b>New England Region</b>				
3421401	Martha's Vineyard Area (MA)	1	2,000.00	5,000.00
3421201	A Fellowship for Living Group	0	0.00	184.07
3421202	Watertown Men's Group (MA)	1	142.89	0.00
3421203	New Beginnings Group (MA)	1	75.00	0.00
3421216	Sunday Morning 12 Step Group	0	0.00	37.66
	Individual Members	1	7.00	374.00
3421601	New England RSC	5	11,289.12	25,262.13
<b>New England Region Total:</b>		<b>9</b>	<b>\$13,514.01</b>	<b>\$30,857.86</b>
<b>New Jersey Region</b>				
3431401	Burlington County Area	4	1,412.02	1,089.38
3431403	Freedom Through Unity Area	9	610.50	677.30
3431207	New Beginning Group	1	32.00	0.00
	Individual Members	4	490.00	950.00
3431601	New Jersey RSC	6	7,700.00	11,155.00
<b>New Jersey Region Total:</b>		<b>24</b>	<b>\$10,244.52</b>	<b>\$13,871.68</b>
<b>North Carolina Region</b>				
30P1201	Power to Live Group	1	31.74	144.50
30P1203	Just for Today Group	4	124.75	96.64
30P1204	Nothing to Fear Group	0	0.00	58.45
30P1205	Last Stop Group	5	150.00	15.00
30P1206	Step by Step Group	3	130.00	50.00
30P1207	New Connections Group	2	115.00	486.33
30P1208	Miracles Group	1	400.00	348.00
30P1210	Kure Beach Group	2	70.00	0.00
30P1214	Surrendering for Survival	1	25.00	0.00
30P1223	Basic Text Express	2	50.00	75.00
30P1226	NAPD Group	0	0.00	111.00
30P1227	Miracles Happen Group	0	0.00	54.66
30P1228	Way to Grow Group	3	150.00	0.00
3101207	Another Chance at Life (SC)	0	0.00	78.00
	Individual Members	1	162.53	5.00
30P1601	North Carolina RSC	0	0.00	1,167.47
<b>North Carolina Region Total:</b>		<b>25</b>	<b>\$1,409.02</b>	<b>\$2,690.05</b>
<b>Northeast Region (NERF)</b>				
<b>Northeast Region (NERF) Total:</b>		<b>0</b>	<b>\$0.00</b>	<b>\$0.00</b>



		Jul 2006/Jun 2007 Donations		2005-2006
		Number	Amount	Donations
<b>Northern California Region</b>				
3441401	San Francisco Area	11	3,007.03	800.00
3441402	Greater San Jose Area	12	13,389.25	9,757.94
3441403	Contra Costa Area	10	2,704.66	1,630.06
3441404	Napa/Solano Area	2	1,299.00	0.00
3441405	East Bay North Area	2	90.00	360.00
3441406	Monterey County Area	0	0.00	100.00
3441410	Humboldt - Del Norte Area (HD)	0	0.00	100.00
3441411	Central Sierra Area	1	500.00	0.00
3443001	Napa/Solano Women's Retreat	2	583.00	0.00
3443002	Marin County Unity Day	1	500.00	0.00
3443003	Holiday Marathon Meetings	1	150.00	0.00
3441203	Free at Last Group	0	0.00	283.50
3441205	Echoing in Recovery	1	102.25	0.00
3441206	Steps to Freedom Group	0	0.00	200.00
3441209	Tuesday NA Group	0	0.00	30.00
3441210	Stepology 101 Group	4	60.01	65.00
3441212	Clean & Creative Group	0	0.00	10.00
3441213	Tuesday Night Discussion	0	0.00	7.82
3441214	Addicts in the Alley	0	0.00	152.75
3441216	Monday Nite Women's Meeting	1	12.50	30.00
3441217	Marysville NA Group	0	0.00	44.00
3441219	Step Study Group	0	0.00	10.00
3441220	West Portal Friday Night	6	385.00	85.00
3441221	We Care Group	3	24.90	47.00
3441225	The Haight Group	0	0.00	10.00
3441227	Orland Mustard Seed Group	10	238.91	99.03
3441228	Alcohol Is a Drug Group	3	69.50	65.00
3441229	Courage to Change Group	1	118.00	0.00
3441230	Bootleg Basic Text Study Group	1	15.00	0.00
3441231	Monday Men's Stag	2	21.90	0.00
3441232	It's Over When It's Over Group	3	28.52	0.00
3441233	Thursday Night Book Study	1	15.00	0.00
3441237	Easy Does It Group	1	100.00	0.00
3441239	Joe's Place Group	4	65.00	45.00
3441245	Young People's Group	9	167.00	219.76
3441247	Just for Today Group	2	61.50	0.00
3441250	Recovery Rocks Group	1	10.00	0.00
3441251	Point of Freedom Group	0	0.00	270.00
3441252	Willow Glen Group	13	1,853.50	1,482.00
3441253	How Was Your Week Group	0	0.00	50.27
3441254	Sunday Kaiser Group	1	60.00	0.00
3441255	Doug W Group	1	10.00	0.00



		Jul 2006/Jun 2007 Donations	2005~2006 Donations
		Number	Amount
<b>Northern California Region, continued</b>			
3441256	Saturday Nite Substitute Group	1	8.00
3441257	Members Only Group	1	20.00
3441258	Rory Barney Group	1	11.00
	Individual Members	9	2,175.00
3441601	Northern California RSC	8	113,487.89
<b>Northern California Region Total:</b>		<b>130</b>	<b>\$141,343.32</b>
<b>Northern New England Region</b>			
3381202	Back to Reality Group (VT)	0	0.00
3451201	Free at Last Group (ME)	1	75.00
3451202	Waterville Five & Dime Group	2	147.20
3451207	Vision of Hope Group (NH)	1	125.50
	Individual Members	0	0.00
3451601	Northern New England RSC	2	478.28
<b>Northern New England Region Total:</b>		<b>6</b>	<b>\$825.98</b>
<b>Northern New Jersey Region</b>			
3461401	Northwest New Jersey Area	2	126.86
3461402	Bergen Area	0	0.00
3461405	Hudson County Area	4	350.00
3461406	Inner City Area	2	217.80
3461407	Greater Plainfield Area	1	0.00
3461201	Hope on Third Street	1	35.00
3461202	What's in a Name Group	1	175.00
	Individual Members	4	145.00
3461601	Northern New Jersey RSC	3	2,300.00
<b>Northern New Jersey Region Total:</b>		<b>18</b>	<b>\$3,349.66</b>
<b>Northern New York Region</b>			
3471202	NA Recovery.Org	0	0.00
3471215	Together We Can Group	0	0.00
3471217	Lake Effect Group	2	40.00
	Individual Members	2	65.00
3471601	Northern New York RSC	6	495.42
<b>Northern New York Region Total:</b>		<b>10</b>	<b>\$600.42</b>
<b>Norway Region</b>			
3971601	Norway Region	0	0.00
<b>Norway Region Total:</b>		<b>0</b>	<b>\$0.00</b>
<b>Ohio Region</b>			
3481401	Greater Cincinnati Area	10	1,760.92
3481202	Free Today Group	2	30.00
3481203	Talk the Text Group	3	240.00
3481215	West Side Story Group	9	234.92



		Jul 2006/Jun 2007 Donations		2005~2006
		Number	Amount	Donations
<b>Ohio Region, continued</b>				
3481227	Lateral Group	0	0.00	100.00
3481229	Therapeutic Value Group (KY)	1	25.00	0.00
3481234	Landen-Mason Recovery Group	0	0.00	9.94
3481236	New Alive Group	1	150.00	0.00
	Individual Members	2	500.00	500.00
3481601	Ohio RSC (ORSCNA)	5	7,219.89	11,763.99
<b>Ohio Region Total:</b>		<b>33</b>	<b>\$10,160.73</b>	<b>\$14,080.93</b>
<b>Oklahoma Region</b>				
3491403	Western Area	6	570.00	203.39
3491201	Ties That Bind Group	0	0.00	39.50
3491203	Noontime Connection Group	0	0.00	100.00
3491204	A Simple Way Group	0	0.00	10.00
3491205	Hump Day Group	1	60.00	0.00
3491206	Joy of Recovery Group	1	52.00	0.00
3491207	Peace of Mind Group	0	0.00	139.52
3491213	Northside Stroll Group	5	265.00	90.00
3491214	Duncan NA Group	1	25.00	25.00
3491216	Key to Life Group	1	100.00	100.00
3491217	Claremore NA	4	280.00	200.00
3491221	Thursday No Grass	4	121.33	36.61
3491222	Message of Hope Group	2	526.00	0.00
3491223	New Hope Group	0	0.00	52.00
3491224	Chelsea Group of NA	2	150.00	0.00
	Individual Members	0	0.00	150.00
3491601	Oklahoma RSC	2	6,000.00	2,000.00
<b>Oklahoma Region Total:</b>		<b>29</b>	<b>\$8,149.33</b>	<b>\$3,146.02</b>
<b>Ontario Region</b>				
3501402	Toronto ASC	5	241.77	704.37
3501404	Ottawa Area	2	136.16	333.40
3501405	Golden Triangle Area	0	0.00	1,875.00
3503001	Unity Day Group Event	1	12.62	0.00
3501202	Clean & Serene Group	0	0.00	28.77
3501212	Freedom Group	0	0.00	70.94
3501213	Step Into Recovery	1	75.00	0.00
3501214	Faith in Life Group	0	0.00	442.38
3501215	Welcome Home Group	1	93.75	337.50
	Individual Members	0	0.00	10.00
3501601	Ontario RSC	2	16,500.00	7,500.00
<b>Ontario Region Total:</b>		<b>12</b>	<b>\$17,059.30</b>	<b>\$11,302.36</b>



		Jul 2006/Jun 2007 Donations		2005-2006
		Number	Amount	Donations
<b>Pacific Cascade Region</b>				
3511401	Coos Bay Area (OR)	0	0.00	284.45
3511402	Siskiyou Area (CA)	1	132.33	0.00
3511404	Tualatin Valley Area	3	1,239.20	0.00
3511406	Central Oregon High Desert ASC	2	135.36	0.00
3511407	Linn-Benton-Lincoln Area (OR)	1	250.00	281.57
3513001	Eugene Area Activities	1	195.00	0.00
3513004	Pacific Cascade Convention	0	0.00	1,716.53
3511201	Recovery Today Group (OR)	1	60.00	45.00
3511202	Hole in the Wall Group (OR)	0	0.00	150.00
3511203	Fireside Men's Step Study	5	412.23	262.50
3511204	Serenity Well Group (OR)	1	102.45	185.95
3511205	Rush Hour Group (OR)	3	256.20	0.00
3511206	Step on It Group	1	50.00	0.00
3511207	Attitude of Gratitude	2	57.00	0.00
3511208	Only Requirement Group	3	34.50	0.00
3511210	Serenity at Noon Group (OR)	1	50.00	0.00
3511212	NA We Group	1	10.00	16.00
3511213	Together We Can Group (OR)	1	55.00	70.00
3511214	Stay Clean Group (OR)	1	530.65	0.00
3511216	Harold Street Blues	0	0.00	33.00
	Individual Members	3	165.00	150.00
3511601	Pacific Cascade RSC	3	8,610.23	3,644.24
<b>Pacific Cascade Region Total:</b>		<b>34</b>	<b>\$12,345.15</b>	<b>\$6,839.24</b>
<b>Panama Region</b>				
<b>Panama Region Total:</b>		<b>0</b>	<b>\$0.00</b>	<b>\$0.00</b>
<b>Peru Region</b>				
30C1601	Peru Region	0	0.00	180.00
30C1602	Area Regional Norte Lime Peru	1	10.00	0.00
<b>Peru Region Total:</b>		<b>1</b>	<b>\$10.00</b>	<b>\$180.00</b>
<b>Philippines Region</b>				
	Individual Members	1	22.00	0.00
<b>Philippines Region Total:</b>		<b>1</b>	<b>\$22.00</b>	<b>\$0.00</b>
<b>Poland Region</b>				
30T1601	Poland Region	1	108.92	24.24
<b>Poland Region Total:</b>		<b>1</b>	<b>\$108.92</b>	<b>\$24.24</b>
<b>Portugal Region</b>				
<b>Portugal Region Total:</b>		<b>0</b>	<b>\$0.00</b>	<b>\$0.00</b>



		Jul 2006/Jun 2007 Donations		2005-2006
		Number	Amount	Donations
<b>Quebec Region</b>				
3531401	CSL Sud-Ouest	5	3,406.54	1,837.92
3531402	English Area of NA	1	817.50	0.00
3531601	Quebec RSC (CSRQNA)	2	7,500.00	9,750.00
<b>Quebec Region Total:</b>		<b>8</b>	<b>\$11,724.04</b>	<b>\$11,587.92</b>
<b>Region del Coqui (Puerto Rico)</b>				
3841401	NA Area Norte Centro	8	227.20	149.08
3841402	Area de Mayaguez	0	0.00	170.00
3841403	Comite Servicio NA Area Oeste	3	78.50	0.00
3841404	Comite de Servicios Metro	0	0.00	47.10
3841601	Region del Coqui	1	500.00	0.00
<b>Region del Coqui (Puerto Rico) Total:</b>		<b>12</b>	<b>\$805.70</b>	<b>\$366.18</b>
<b>Region 51 Narcotics Anonymous</b>				
3621401	Southern Nevada Area	2	5,200.00	1,553.60
3621402	East Las Vegas Area	2	3,278.70	7,553.03
3621403	North by Northwest Area	9	5,353.10	4,960.54
3621201	Living Clean Group	4	244.02	185.81
3621203	New Found Freedom Group	1	20.00	120.00
3621205	That Was Then This Is Now	2	20.35	96.28
3621207	Friday Night PM Recovery	2	185.00	150.00
3621208	Wednesday Nite Live Group	1	5.50	0.00
3621212	You Are a Stranger Here Once	10	510.65	433.40
3621214	Thursday's Topic Group	1	66.81	0.00
3621216	East Side Story Group	7	216.31	165.23
3621217	There Is No Substitute Group	0	0.00	45.76
3621228	Ultimate High Group	12	557.71	446.78
	Individual Members	7	331.60	100.00
3621601	Region 51 Narcotics Anonymous	1	7,880.71	4,742.91
<b>Region 51 Narcotics Anonymous Total:</b>		<b>61</b>	<b>\$23,870.46</b>	<b>\$20,553.34</b>
<b>Red River Region</b>				
30H1601	Red River RSC	0	0.00	1,000.00
<b>Red River Region Total:</b>		<b>0</b>	<b>\$0.00</b>	<b>\$1,000.00</b>
<b>Region of the Virginians</b>				
3541403	Piedmont Area	3	1,675.77	626.99
3541404	Appalachian Area	0	0.00	31.84
3541407	New Dominion Area (NDANA)	8	3,107.00	3,928.81
3541202	NA Another Group	0	0.00	66.00
3541203	It Can Be Done Group	2	20.00	0.00
3541206	New Vision Group	2	87.00	83.50
3541213	Save Uranus Group	0	0.00	195.00





		Jul 2006/Jun 2007	Donations	2005-2006
		Number	Amount	Donations
<i>Region of the Virginians, continued</i>				
3541214	Lifeline Group	0	0.00	83.00
	Individual Members	2	0.00	60.00
3541601	Region of the Virginians RSC	1	2,402.19	12,461.76
<b>Region of the Virginians Total:</b>		<b>18</b>	<b>\$7,291.96</b>	<b>\$17,536.90</b>
<b>Rio Grande Region</b>				
3551402	Greater Albuquerque Area	3	1,458.06	1,750.35
3553001	Rio Grande Convention	4	12,000.00	0.00
3551202	Cavern City Group	0	0.00	50.00
3551203	Clean in Belen	1	25.00	0.00
3551204	Experience, Strength, & Hope	1	10.01	0.00
3551205	Peace of Mind Group	1	50.00	0.00
3551208	We Never Had It So Good	1	27.90	89.60
3551209	Basic Group NA	0	0.00	60.49
3551211	New Life Group	0	0.00	40.00
<b>Rio Grande Region Total:</b>		<b>11</b>	<b>\$13,570.97</b>	<b>\$1,990.44</b>
<b>San Diego/Imperial Region</b>				
3561402	North Coast Area	11	485.97	686.49
3561201	Rat Bastards Meeting	0	0.00	150.00
3561203	Saturday Night Special	3	105.00	0.00
3561205	Basic Text Study	3	163.74	0.00
3561212	Monday Nite Book Study	2	149.50	398.17
3561215	Saturday Morning Live	2	90.00	10.00
	Individual Members	2	35.00	495.00
3561601	San Diego/Imperial RSC	12	4,546.10	2,126.98
<b>San Diego/Imperial Region Total:</b>		<b>35</b>	<b>\$5,575.31</b>	<b>\$3,866.64</b>
<b>Show Me Region</b>				
3571401	Little Egypt Area	2	1,100.00	628.35
3571402	Nortland Area of NA	2	295.99	0.00
3571403	Greater St Charles Area	2	137.35	1,400.37
3571201	Inner City Serenity Group	8	162.84	219.38
3571202	Survivors Group	3	104.67	0.00
3571203	The Miracle Group	8	127.50	201.00
3571204	Lebanon NA Group	1	25.00	0.00
3571206	Another Sunrise Group	2	181.56	231.50
3571207	Miracles of Life Group	1	30.00	0.00
3571208	NA World Wide Online Group	1	75.00	0.00
3571214	Step by Step Group	1	77.39	30.27
3571215	New Life Group	1	240.00	0.00
3571229	New Attitudes Group	2	31.84	0.00
3571230	Just for Today Group	0	0.00	60.00



		Jul 2006/Jun 2007 Donations		2005~2006
		Number	Amount	Donations
<i>Show Me Region, continued</i>				
3571232	Recovery in Action Group	0	0.00	80.00
	Individual Members	6	304.30	142.45
3571601	Show Me RSC	1	13,377.72	0.00
<b>Show Me Region Total:</b>		<b>41</b>	<b>\$16,271.16</b>	<b>\$2,993.32</b>
<b>Sierra Sage Region</b>				
3581201	Diamonds in the Rough Group	0	0.00	10.00
3581202	Reaching for Recovery Group	1	306.00	663.00
3581203	Stagecoach Group	0	0.00	50.00
3581209	Serenity at Noon Group	1	35.00	15.00
	Individual Members	0	0.00	5.00
3581601	Sierra Sage RSC	12	2,600.00	1,700.00
<b>Sierra Sage Region Total:</b>		<b>14</b>	<b>\$2,941.00</b>	<b>\$2,443.00</b>
<b>South Dakota Region</b>				
<b>South Dakota Region Total:</b>		<b>0</b>	<b>\$0.00</b>	<b>\$0.00</b>
<b>South Florida Region</b>				
3181403	Shark Coast Area	2	1,383.88	2,000.00
3591401	South Dade Area	2	1,300.00	0.00
3591404	South Broward Area	0	0.00	3,200.00
3591405	Sunset Coast Area	3	729.03	634.88
3181205	New Sunday Morning Group	4	430.00	150.60
3591202	Can't Save Your Face Group	0	0.00	89.52
3591203	Eastside Monday Night Group	0	0.00	139.00
3591204	Live at Pompeii Group	10	107.55	6.00
3591205	The Truth Will Set You Free	5	150.00	180.00
3591206	Miercoles en Recuperacion	6	52.00	0.00
3591207	Recovery by the Book Group	3	65.45	0.00
3591241	Never Alone Group	1	15.00	0.00
3591242	Stairway to Recovery	9	166.53	178.00
	Individual Members	4	464.00	23.33
3591601	South Florida RSC	2	11,491.15	19,496.15
<b>South Florida Region Total:</b>		<b>51</b>	<b>\$16,354.59</b>	<b>\$26,097.48</b>
<b>Southern California Region</b>				
3601401	Southern Antelope Valley Area	0	0.00	1,000.00
3601403	Westend Area	4	434.21	1,768.76
3601406	Eastern Inland Empire Area	1	300.00	1,200.00
3601407	Santa Clarita Area	1	250.00	417.75
3601408	Eastern Sierra Area	4	299.82	120.56
3601204	Farsi Speaking Saturday Nite	1	0.00	0.00
3601205	Tuesday Woodley Group	0	0.00	120.00
3601206	Topanga Tranquil Group	4	220.00	211.00
3601207	Sunday Surrender Group	11	213.80	250.00



		Jul 2006/Jun 2007 Donations		2005-2006
		Number	Amount	Donations
<b><i>Southern California Region, continued</i></b>				
3601208	Gate 7 Meeting Monday	4	57.00	120.23
3601210	Recovery Zone Group	13	458.06	320.66
3601211	Gratitude Group	0	0.00	67.41
3601212	Staying Alive Group	0	0.00	20.00
3601213	Woodley Group	1	120.00	0.00
3601214	Heart to Heart Group	1	1,000.00	0.00
3601215	Traditions 101 Group	1	56.00	0.00
3601216	How Hour Group	1	36.44	0.00
3601220	Courage to Change Group	6	160.00	201.78
3601264	Glendale Memorial Meeting	1	100.00	50.00
3601278	Step Into Your Life Group	0	0.00	15.00
3601285	Get It Together, We Care Group	1	15.00	0.00
3601287	Giving It Back Group	0	0.00	13.84
3601289	Desire to Recover Group	8	55.00	10.00
	Individual Members	14	1,750.15	655.90
3601601	Southern California RSC	5	53,119.84	32,628.01
<b>Southern California Region Total:</b>		<b>82</b>	<b>\$58,645.32</b>	<b>\$39,190.90</b>
<b>Southern Idaho Region</b>				
3611402	Treasure Valley Area	5	1,145.29	1,773.50
3611404	Magic Valley Area	1	83.00	0.00
3611202	New Attitudes Group	4	373.46	442.69
3611203	BGLU Group	1	65.38	0.00
3611204	Styx Group	12	85.25	135.24
3611211	It Works How & Why Group	12	264.15	279.96
	Individual Members	1	87.36	0.00
3611601	Southern Idaho RSC	2	210.82	10,025.86
<b>Southern Idaho Region Total:</b>		<b>38</b>	<b>\$2,314.71</b>	<b>\$12,657.25</b>
<b>Spain Region</b>				
3631020	Grupo de Barcelona	0	0.00	110.67
	Individual Members	1	80.00	0.00
3631601	Spain RSC	0	0.00	2,177.63
<b>Spain Region Total:</b>		<b>1</b>	<b>\$80.00</b>	<b>\$2,288.30</b>
<b>Sweden Region</b>				
3641201	New Way of Life Group	1	87.08	187.99
3641203	Radda Rambo	2	405.20	0.00
3641601	Sweden RSC	0	0.00	2,835.43
<b>Sweden Region Total:</b>		<b>3</b>	<b>\$492.28</b>	<b>\$3,023.42</b>
<b>Tejas Bluebonnet Region</b>				
3651402	Houston Area (HASCONA)	1	2,775.51	0.00
3651403	Esperanza Area (TX)	4	1,230.01	650.00
3651405	Central Texas Area	1	619.47	370.90



		Jul 2006/Jun 2007 Donations		2005~2006
		Number	Amount	Donations
<i>Tejas Bluebonnet Region, continued</i>				
3651406	Coastal Bend Area	2	1,882.32	0.00
3651201	Clear Lake Group (TX)	0	0.00	350.00
3651202	Copperfield Group (TX)	1	25.00	20.00
3651203	Rainbow Group (TX)	1	25.00	0.00
3651204	Carry the Message Group (TX)	1	100.00	0.00
3651205	Agape Freedom Group (TX)	4	116.40	0.00
3651206	Keep It Clean Group (TX)	11	260.00	40.00
3651214	1960 Group of NA	5	179.38	153.75
3651219	Serious Undertakings (TX)	1	50.00	60.00
3651222	Huntsville Group (TX)	0	0.00	40.00
3651223	The Sooner the Better (TX)	8	240.00	403.00
	Individual Members	1	4.20	5,190.00
3651601	Tejas Bluebonnet RSC	3	13,486.82	0.00
<b>Tejas Bluebonnet Region Total:</b>		<b>44</b>	<b>\$20,994.11</b>	<b>\$7,277.65</b>

**Tri State Region**

3661403	Williamsport Area (WANA)	1	392.40	0.00
3661407	South Hills Area (PA)	7	10,258.21	3,404.77
3661408	Interstate Crossroads Area	8	1,996.38	1,537.39
3661410	Cumberland Valley Area (CVANA)	0	0.00	250.00
3661411	Laurel Mt Highlands Area	0	0.00	16.00
3661201	Beechwood Group (PA)	1	50.00	40.00
3661202	Living the Program Group (OH)	0	0.00	50.00
3661203	Under One Roof Group (PA)	0	0.00	87.50
3661204	Women's Recovery Group (PA)	1	15.00	0.00
3661205	Another Look Group (PA)	1	21.00	43.00
3661206	Jefferson Group (PA)	2	198.05	297.10
3661207	Saturday Morning Cartoon Alt	3	120.00	77.00
3661208	Wednesday Nite NA	0	0.00	50.00
3661209	McMurray Friday Night Group	2	80.00	23.90
3661210	Friendly Group (PA)	2	39.95	0.00
3661212	Live or Die Group	1	77.78	0.00
3661213	Sunday Survivors Group	1	12.00	0.00
3661214	Elizabeth Group	2	55.00	0.00
3661215	True Recovery in Progress	1	40.00	0.00
3661217	Back to Basics Group (PA)	0	0.00	62.30
3661225	Dormont Group	3	310.00	400.00
3661226	Washington I Group	1	10.00	10.00
3661230	Just for Today Group (PA)	1	25.00	158.00
3661234	Choice in Canonsburg Group	4	97.25	137.30
3661237	Monday New Life Group (PA)	1	150.00	100.00
3661238	Washington II Group	0	0.00	78.30
3661241	It Works How & Why Group (OH)	0	0.00	10.00



		Jul 2006/Jun 2007 Donations		2005-2006
		Number	Amount	Donations
<i>Tri State Region, continued</i>				
3661244	Addision Terrace Group	0	0.00	31.54
3661247	It Works How & Why Group (PA)	4	96.28	55.00
3661253	Monday Night Miracles (PA)	2	50.00	70.00
	Individual Members	1	100.00	0.00
3661601	Tri State RSC	5	11,353.94	6,614.78
<b>Tri State Region Total:</b>		<b>55</b>	<b>\$25,548.24</b>	<b>\$13,603.88</b>
<b>Turkey</b>				
30D1601	Turkey Region	0	0.00	41.44
<b>Turkey Total:</b>		<b>0</b>	<b>\$0.00</b>	<b>\$41.44</b>
<b>United Kingdom Region</b>				
3941402	North East of England Area	3	1,235.30	0.00
3941601	United Kingdom Region	7	5,854.22	187.22
<b>United Kingdom Region Total:</b>		<b>10</b>	<b>\$7,089.52</b>	<b>\$187.22</b>
<b>Upper Midwest Region</b>				
3671401	Manitoba Area	1	75.00	56.25
3671201	Twin Rivers (MN)	1	20.00	0.00
3671204	Serenity Seekers (MN)	1	20.00	50.00
3671208	Freedom Group (ND)	0	0.00	14.80
	Individual Members	1	100.00	0.00
<b>Upper Midwest Region Total:</b>		<b>4</b>	<b>\$215.00</b>	<b>\$121.05</b>
<b>Upper Rocky Mountain Region</b>				
3681401	Wyo-Braska Area	4	225.20	0.00
3681402	Wyoming Western Area	1	50.00	50.00
3681201	Living Proof Group (WY)	6	109.00	77.69
3681202	Clean & Free Group (WY)	1	25.00	95.76
3681203	Solutions Group (WY)	0	0.00	25.00
3681204	Serenity Mainliners (WY)	0	0.00	50.00
3681208	Hope Not Dope Group (WY)	3	447.07	0.00
3681209	5th Street Group (WY)	1	50.00	45.00
3681211	Surrender to WIN Group (WY)	1	500.00	0.00
3681212	Live from Laramie Group (WY)	1	50.00	115.71
3681601	Upper Rocky Mountain RSC	0	0.00	5,808.27
<b>Upper Rocky Mountain Region Total:</b>		<b>18</b>	<b>\$1,456.27</b>	<b>\$6,267.43</b>
<b>Uruguay Region</b>				
3741601	Uruguay Region	1	600.00	2,385.00
<b>Uruguay Region Total:</b>		<b>1</b>	<b>\$600.00</b>	<b>\$2,385.00</b>
<b>Utah Region</b>				
3691401	Northern Utah Area (NUASC)	7	649.67	693.88
3691402	Central Utah Area	6	230.30	251.08
3691403	Southern Utah Area (SUANA)	0	0.00	200.00
3691404	Tumbelweeds Area	1	32.00	0.00



		Jul 2006/Jun 2007 Donations	2005-2006 Donations
		Number	Amount
<i>Utah Region, continued</i>			
3691211	Dogs of Recovery Group	2	156.59
3691212	Steps in the Stix Group	1	27.00
3691601	Utah RSC	4	722.58
<b>Utah Region Total:</b>		<b>21</b>	<b>\$1,818.14</b>
<b>2005-2006 Donations</b>			
			<b>\$2,063.73</b>
<b>Virgin Islands</b>			
3751201	St Thomas Group	1	150.00
<b>Virgin Islands Total:</b>		<b>1</b>	<b>\$150.00</b>
<b>2005-2006 Donations</b>			
			<b>\$0.00</b>
<b>Venezuela Region</b>			
30S1601	Venezuela Region	1	409.30
<b>Venezuela Region Total:</b>		<b>1</b>	<b>\$409.30</b>
<b>2005-2006 Donations</b>			
			<b>\$200.00</b>
<b>Volunteer Region</b>			
3703001	All About Carrying the Message	3	209.00
3701202	Nothing to Fear Group (TN)	5	263.13
3701203	Desire Group (TN)	0	0.00
3701204	Lexington Survivors (TN)	2	99.46
3701205	Young and the Restless Group	1	55.60
3701206	Primary Purpose Group (TN)	1	25.00
3701220	Recovery Bound Group	12	60.00
3701223	Miracles on Monday Group	0	0.00
3701224	Lunch Bunch Group (TN)	4	1,013.00
3701229	Survivors Group (TN)	7	200.00
3701234	Breaking the Chains Group	0	0.00
	Individual Members	5	1,615.41
3701601	Volunteer RSC	2	27,500.00
<b>Volunteer Region Total:</b>		<b>42</b>	<b>\$31,040.60</b>
<b>2005-2006 Donations</b>			
			<b>\$23,103.01</b>
<b>Washington - Northern Idaho</b>			
3711401	Seattle Area (WA)	0	0.00
3711403	The Lewis County Area (TLCANA)	1	8.19
3711404	Tri-Cities Area (WA)	2	300.00
3711405	North Idaho Area	0	0.00
3711406	North Puget Sound Area (WA)	1	137.29
3711410	Northwest Washington Area	2	670.30
3711411	West Puget Sound Area	0	0.00
3711412	South King County (SKCANA)	4	425.62
3713001	Courage to Change Retreat (WA)	1	194.51
3713006	Bonner County Co-op of NA	0	0.00
3713007	WNIR Convention & Events	1	11,782.29
3711202	Basic NA Group (WA)	9	340.00
3711203	Decisions Group (WA)	0	0.00
3711204	New Hope Group (WA)	0	0.00
3711205	Unity in Union Group	8	400.55
<b>2005-2006 Donations</b>			
			<b>325.94</b>
			<b>192.15</b>
			<b>0.00</b>
			<b>26.50</b>
			<b>0.00</b>
			<b>402.45</b>
			<b>179.87</b>
			<b>37.18</b>
			<b>0.00</b>
			<b>70.00</b>
			<b>0.00</b>
			<b>205.00</b>
			<b>86.37</b>
			<b>71.23</b>
			<b>329.08</b>





		Jul 2006/Jun 2007 Donations		2005-2006
		Number	Amount	Donations
<b>Washington - Northern Idaho, continued</b>				
3711206	Fifth Tradition Group (WA)	0	0.00	37.00
3711207	Friday Night Alive Group (WA)	11	330.00	210.00
3711208	Borderline Group	0	0.00	62.50
3711209	NA Nooners Group (WA)	1	50.00	50.00
3711210	One Step at a Time Group (WA)	2	25.00	20.00
3711211	Step Sisters Group	1	434.75	0.00
3711213	More Gratitude Less Attitude	4	297.00	0.00
3711214	Tuesdaze & Saturdaze Group	1	57.78	0.00
3711215	Sunday Starters Group	1	10.00	144.34
3711222	Lovin' Spoonfull NA	16	592.78	448.99
3711223	SouthendersGroup	1	84.19	173.50
3711226	Kind of Thursday Night Group	2	200.00	370.00
3711229	Tower of Power Group (WA)	9	186.00	48.00
3711231	One Step Beyond Group	0	0.00	40.00
3711232	Breakfast of Champions	0	0.00	25.00
3711233	Ask it Baskit Group (WA)	6	120.00	120.00
3711236	Never Alone Group (WA)	0	0.00	625.00
3711237	Uptown Daily Group (WA)	0	0.00	20.00
	Individual Members	3	2,573.00	1,325.00
3711601	Washington-Northern Idaho RSC	5	16,231.17	15,888.99
<b>Washington - Northern Idaho Total:</b>		<b>92</b>	<b>\$35,450.42</b>	<b>\$21,534.09</b>
<b>Western New York Region</b>				
3811202	Mustard Seed Group	0	0.00	83.35
3811601	Western New York RSC	0	0.00	6,000.00
<b>Western New York Region Total:</b>		<b>0</b>	<b>\$0.00</b>	<b>\$6,083.35</b>
<b>West Russia Region</b>				
<b>West Russia Region Total:</b>		<b>0</b>	<b>\$0.00</b>	<b>\$0.00</b>
<b>Wisconsin Region</b>				
3721401	Scenic Bluffs Area	1	180.00	0.00
3721402	Northeast Wisconsin Area	6	212.89	396.11
3721403	Kettle Moraine Area	0	0.00	350.20
3721405	Inland Lakes Unity Area	1	240.43	1,650.00
3721201	Straight Ahead Group	2	31.20	76.00
3721202	Recovery 4 Addicts	1	20.00	0.00
3721601	Wisconsin RSC	4	5,898.18	813.60
<b>Wisconsin Region Total:</b>		<b>15</b>	<b>\$6,582.70</b>	<b>\$3,285.91</b>



		Jul 2006/Jun 2007 Donations		2005-2006
		Number	Amount	Donations
<b>Other Forums, Areas, Groups</b>				
3991402	French Speaking - Switzerland	1	201.58	183.01
3991407	Bermuda Islands Area	0	0.00	1,500.00
3991409	Trinidad & Tobago Area	1	100.00	0.00
3991411	Gibraltar Area	1	359.63	531.22
3991412	Lithuania Area	1	263.89	0.00
3993001	Pacific Northwest Convention	0	0.00	3,989.55
3993002	Texas State Convention of NA	1	995.24	196.33
3993004	Texas NA Unity Convention	2	1,549.10	0.00
3993006	Convencion Latina del Sur	1	2,000.00	0.00
3993003	Circle of Sisters	1	3,199.83	1,061.79
3997002	European Delegates/EDM	1	2,067.33	1,401.85
3997003	Canadian Assembly (CANA)	1	7,500.00	3,000.00
3997004	Plains States Zonal Forum	1	300.00	300.00
3997006	Midwest Zonal Forum	2	135.21	359.77
3991201	Loner Group	1	5.00	0.00
3991220	Just for Today Group (S Korea)	2	100.00	50.00
3991221	Nouvel Espoir Group	1	696.22	0.00
3991222	Brussels Sunday Group	1	134.41	0.00
	Individual Members	4	438.13	0.00
3992002	World Convention Unity Day	0	0.00	13,053.04
3992003	Worldwide Workshop	1	406.25	0.00
<b>Other Forums, Areas, Groups Total:</b>		<b>24</b>	<b>\$20,451.82</b>	<b>\$25,626.56</b>
<b>Grand Total:</b>		<b>2,059</b>	<b>\$879,812.76</b>	<b>\$764,393.08</b>