



NAVS
Annual Report
1 July 2011 – 30 June 2012

Inspired by Our Primary Purpose

“The basic purposes of our world services are communication, coordination, information, and guidance. We provide these services so that our groups and members can more successfully carry the message of recovery and so that our program of recovery can be made more available to addicts everywhere. Although all parts of our service structure affect and are affected by NA as a whole, only at this level do we find service bodies designed to deal with problems that involve our entire fellowship.”

A Guide to World Services in NA

NA World Services, Inc.

Annual Report

1 July 2011 – 30 June 2012

Contents

Inspired by Our Primary Purpose	
A Note from Your World Board	1
Your World Services Trusted Servants	4
Conference Projects	7
Service System	7
Traditions Book Project	8
<i>An Introduction to NA Meetings</i> Project	8
Fellowship Issue Discussions	9
Fellowship Development	13
NAWS Workshops Around the World	13
Meeting Growth	15
Public Relations	16
2011 Membership Survey	19
Essential Ongoing Services	21
Fellowship Services	21
Translations	26
Information Technology	31
Production and Distribution	35
Our Fellowship's Literature & Trademarks	43
World Convention	45
Staff and Offices	49
Financial Reports	55
Consolidated Statement of Financial Position (Balance Sheet)	57
Consolidated Statement of Activities (Income Statement)	58
Independent Auditors' Report	63
Invest in Our Vision	75
Regional Contributions	79

All of the efforts of
Narcotics Anonymous
are inspired by the primary
purpose of our groups.
Upon this common ground
we stand committed.



Inspired by Our Primary Purpose

A Note from Your World Board

As we do each year, we would like to begin this report by expressing how grateful we are to have the chance to serve the NA Fellowship. This report is our yearly check-in, giving us the opportunity to review what we have accomplished over the past year and to look ahead to what's on the horizon. In the years since NA World Services shifted to a plan-based approach to providing services, the tasks of reviewing past performance and monitoring emerging trends have become part of an increasingly familiar and natural process for us. As more and more local service bodies begin to incorporate plan-based approaches to their local efforts, our hope is that providing a glimpse into our planning efforts through this report will serve to inspire those local committees in their efforts to support the NA groups and further our primary purpose.

Last year, our *NAWS Annual Report* incorporated a fair amount of information from our planning process. In particular, much of the information was related to the work being carried out in the 2010–2012 conference cycle in response to trends identified in our environmental scan. Our planning process is a two-year cycle linked to the World Service Conference, and so as the 2012 WSC took place, our various projects were concluded, reaffirmed, or newly adopted for the coming conference cycle. For the first time since restructuring in 1998, the WSC elections resulted in a full 18-member World Board. We are looking forward to working together as a full board to continue in our strategic planning process, including updating our environmental scan to make note of any changes and new developments that should be taken into consideration as we move ahead.

In the first part of the 2011–2012 fiscal year, we were in the final stretch leading up to the 34th World Convention of NA, which took place in San Diego, California. Because we publish our annual report at the end of the calendar year, we were able to report on WCNA 34 in the previous issue of this report. The convention was quite successful, with over 13,000 members from





47 countries coming together to celebrate recovery “In a Spirit of Unity.” After having begun the fiscal year with WCNA 34, we were then set to make preparations for the 2012 World Service Conference, which took place closer to the end of the fiscal year.

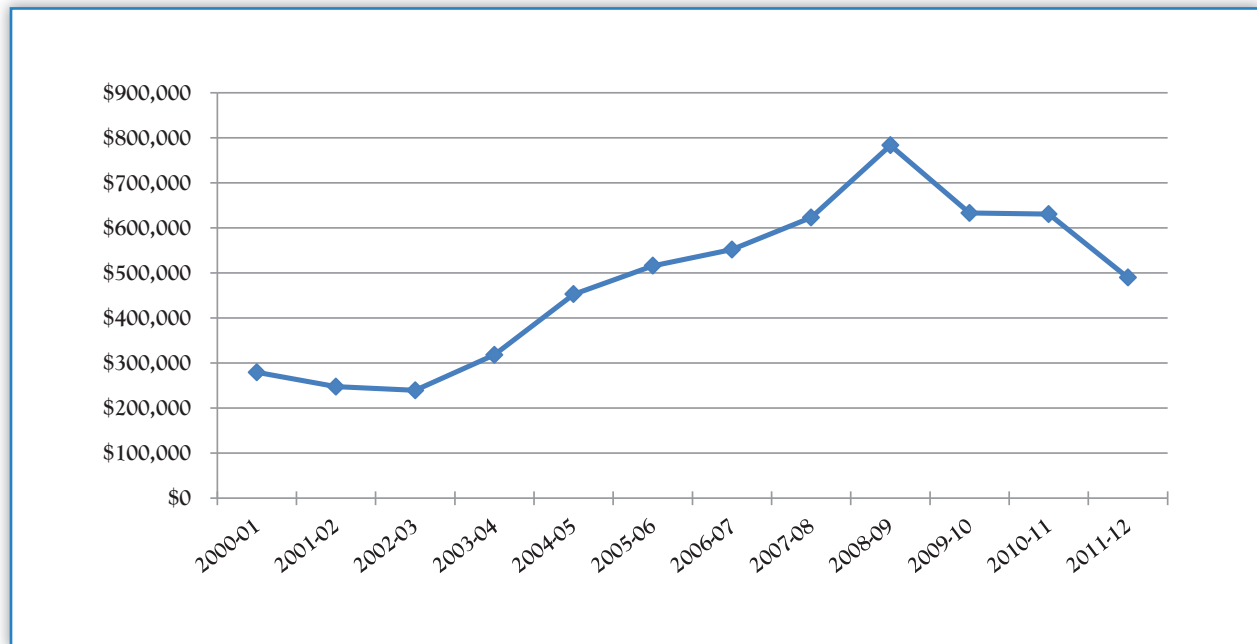
The 2012 World Service Conference was historic for a few reasons. First, the Fellowship had the opportunity to vote on our latest book-length recovery literature, *Living Clean: The Journey Continues*, which was approved unanimously. There has been a tremendous buzz throughout the Fellowship about this book, and we heard shortly after the conference that *Living Clean* literature study meetings were popping up already in a number of places. The other historic aspect of WSC 2012 was the continuation of the Service System Project. For that conference, the next step of the project involved trying to identify areas of agreement about some of the foundational aspects of what our service system in NA should look like. There has been a range of responses to some of the ideas being discussed in connection with this project, and our hope for the conference was to discuss these ideas and the Fellowship’s responses in order to set the tone for the coming conference cycle and further Service System Project work to be done. Overall, the tone of WSC 2012 was spirited and civil, with various perspectives being discussed and some measure of agreement being reached in terms of the future of this work. We appreciate the opportunity to come together at the conference to work constructively toward furthering the primary purpose of the NA groups.

The theme for this year’s annual report comes from WSC 2012, “Inspired by Our Primary Purpose.” In our collective efforts to further the work that begins in our recovery meetings—carrying the message to still-suffering addicts—we often face great challenges. Both sales and contributions continue to be down compared to previous years. The new budget adopted at WSC 2012 reflects a more conservative view of how long it could take to return to the level of financial activity that we saw prior to the worldwide economic issues of the past few conference cycles. Finding the most cost-effective and creative approaches for moving toward our vision continues to be of utmost importance due to the continuing challenges of reduced revenue. The cost-cutting and saving measures that we have undertaken over the last several years have made it possible for us to get by with less. In some areas we are able to find creative ways to try to achieve the same goals in cost-effective ways, but in some cases it simply means we have to put work on hold or cut it entirely due to lack of funds. The most heartbreaking aspect of doing so is being unable to know for certain which work might have made it possible for a still-suffering addict in a particular place to hear our message and find recovery.

As we have mentioned before, we are not like many other international businesses and nonprofit organizations in that we do not have the liberty, or the desire, to cut many of the levels of service we provide. We continue to supply translations and free or subsidized literature to new and struggling NA communities that would not otherwise have access to our printed message. We also continue to make literature available free of charge to incarcerated addicts upon request. The table below shows the trend of our distribution of free or subsidized literature over past years.



Free and Subsidized Literature 2000-2012



These sorts of services are essential to the ongoing health of NA as a whole and are integral parts of fulfilling our vision. Narcotics Anonymous is a worldwide fellowship, and the primary purpose of the groups we serve is a mission close to all of our hearts.

For each member of the World Board, personal gratitude continues to drive our efforts as trusted servants. Our hope is that this annual report continues to provide meaningful information about our work. Everything we do at NA World Services helps us to further the primary purpose of the NA groups, moving us further toward a future in which every addict has an opportunity to experience our message in his or her own language and culture. We continue to move forward on behalf of the fellowship toward the goals identified and decided upon by the World Service Conference, as “Inspired by Our Primary Purpose.” We thank you for your continued support, and we encourage you to read this report as an account of our shared challenges and successes.



World Board Members

Board Member	Term Began	Term Ends	Location
Tana Agostini	2012	2018	Saugerties, New York, US
Mary Banner	2004	2016	Little Elm, Texas, US
Ron Blake	2004	2016	Richmond, Victoria, Australia
Junior Odilson Gomez Braz	2008	2014	São Paulo, Brazil
Jim Buerer	2002	2014	North Chicago, Illinois, US
Iñigo Calonje Unceta	2010	2016	Estepona, Málaga, Spain
Paul Craig	2006	2016	Quispamsis, New Brunswick, Canada
Irene Crawley	2012	2018	Dublin, Ireland
Mukam Harzenski-Deutsch	2004	2016	Ship Bottom, New Jersey, US
Paul Fitzgerald	2012	2018	Cairo, Egypt
Bob Gray	2012	2018	Fort Lauderdale, Florida, US
Arne Hassel-Gren	2006	2018	Victoria, British Columbia, Canada
Mark Hersh	2006	2018	Eskilstuna, Sweden
Franney Jardine	2006	2018	Olympia, Washington, US
Tali McCall	2012	2016	Anahola, Hawaii, US
Ron Miller	2004	2016	Winter Haven, Florida, US
Tonia Nikolinakou	2006	2018	Athens, Greece
MaryEllen Polin	2012	2016	Simi Valley, California, US

Human Resource Panel

Pat P	2010	2014	Poteau, Oklahoma, US
Mark W	2010	2014	Pensacola, Florida, US
Lib E	2012	2016	Sydenham, Christchurch, New Zealand
David J	2012	2016	Salford, United Kingdom

WSC Cofacilitators

Marc G, Madison, Wisconsin, US

Dickie D, Amite, Louisiana, US

A Vision for NA Service

All of the efforts of Narcotics Anonymous are inspired by the primary purpose of our groups. Upon this common ground we stand committed.

Our vision is that one day:

- Every addict in the world has the chance to experience our message in his or her own language and culture and find the opportunity for a new way of life;
- Every member, inspired by the gift of recovery, experiences spiritual growth and fulfillment through service;
- NA service bodies worldwide work together in a spirit of unity and cooperation to support the groups in carrying our message of recovery;
- Narcotics Anonymous has universal recognition and respect as a viable program of recovery.

Honesty, trust, and goodwill are the foundation of our service efforts, all of which rely upon the guidance of a loving Higher Power.

The collage of languages includes: Bulgarian, Bahasa Melayu, Eesti, Nederlands, मराठी, தமிழ், Slovenčina, Türkçe, Latvian, English, Moldoveneasca, Suomi, Malti, বাংলা, Український, नेपाली, Bosanski, עברית, Dansk, Lietuviškai, Slovak, Français, Filipino, Swahili, Italiano, Español, Thai, Bahasa Indonesia, Norsk, Русский, Polski, Svenska, hrvatski, Anglizied, हिन्दी, Deutsch, Brasilero, मन्थूरि, and others.

**All of the efforts of Narcotics Anonymous
are inspired by the primary purpose of our groups.
Upon this common ground we stand committed.**

Our vision is that one day:

- Every addict in the world has the chance to experience our message in his or her own language and culture and find the opportunity for a new way of life;
- Every member, inspired by the gift of recovery, experiences spiritual growth and fulfillment through service;
- NA service bodies worldwide work together in a spirit of unity and cooperation to support the groups in carrying our message of recovery;
- Narcotics Anonymous has universal recognition and respect as a viable program of recovery.

Honesty, trust, and goodwill are the foundation of our service efforts, all of which rely upon the guidance of a loving Higher Power.

Our vision is that one day:

Every addict in the
world has the chance to
experience our message
in his or her own language
and culture and find
the opportunity for a
new way of life...

Conference Projects

Our strategic planning process is organized around the two-year cycle from one World Service Conference to the next. The environmental scanning component of our planning factors more heavily into the second half of each cycle, as we begin to identify needs and frame goals and approaches to be presented at the conference for the coming cycle. The conference-related work for this fiscal year involved the continuation of projects decided at the 2010 World Service Conference, including the multicyle Service System and Living Clean Projects, along with some looking ahead to what may be needed in the coming cycle.

Service System

As we have outlined in previous issues of the annual report, the Service System Project was created to take an overall look at how to improve local services and address some of our long-standing challenges in service delivery. For this third cycle of the project, the World

Service Conference approved a plan with two main focuses: to conduct field testing and to further discuss some of the ideas in the SSP that need clarification.

We're calling this a "field test," not a formal "beta test," because we are limited by the nature of the test and our time frame. Several communities are providing feedback on their experiences implementing the ideas in the proposals, and we are encouraging anyone interested in trying out any aspect of the proposals to contact us and let us know how we can help. We started the field test in November 2012, and we hope to complete the process by the end of July 2013, which will allow time to include a summary in the 2014 *Conference Agenda Report*. Although our field test has some limitations and it's not possible to conduct a truly "scientific" test,

Conference Projects on the Web

Service System:

www.na.org/servicesystem

Traditions Book:

www.na.org/traditions

An Introduction to NA Meetings:

www.na.org/intro

Issue Discussion Topics:

www.na.org/idt



we have already learned a great deal and we expect the process will provide important information for us to move forward. For more information on field testing, including several resources/tools that have been developed, see the Field Testing Frame and Tools sections at www.na.org/servicesystem.

There are also some aspects of the proposals that still need to be clarified, such as how to adapt the system to meet the needs of particular communities (such as larger and smaller NA communities), how literature distribution and fund flow might operate in a revised system, the role of zones, WSC seating, etc. For more information on discussions slated for this cycle, see the “Ongoing Discussions Related to the Service System Proposals” document in the Related Materials section at www.na.org/servicesystem.

As always, we welcome questions or concerns from the Fellowship. Our hope is that any NA community trying aspects of the SSP proposals (such as GSUs, consensus-based decision-making, etc.) will share those experiences with us by emailing servicesystem@na.org. In order to put forth the best ideas for improving our services at WSC 2014, we need help translating the ideas in the proposals into actual practice on a local level. Updates about the project will be posted online as they are available at www.na.org/servicesystem.

The Traditions Book Project

WSC 2010 adopted a motion to create a project plan for a Twelve Traditions working guide, and a 2011 fellowshipwide literature survey indicated that this is an item that our members are very interested in: Over 80% of respondents said this was an item that was needed or very much needed.

Comments in the literature survey showed a wide variety of expectations about this topic. Some wanted something that could be applied personally, some wanted questions to be asked in a style similar to those in *The NA Step Working Guides*, some wanted to better understand the application to groups and service, etc. At the 2012 World Service Conference, we offered a plan for a two-cycle project so that we can have more of a dialog with the fellowship this cycle about the focus and approach of a Twelve Traditions working guide before any drafting begins.

The creation of a workgroup, actual drafting of the book, sending the material out for review, and ultimately publishing an approval draft would happen in the 2014–2016 cycle, pending approval at the 2014 conference, with the book being up for approval at the 2016 conference.

Our goal for this cycle is to gather fellowship input, source material, and ideas regarding a traditions book both online and through face-to-face workshops. The resources listed below will help in those efforts. By the end of the cycle, we would like to frame viable options for the book so that we can move forward with writing it in the 2014–2016 conference cycle. Find more information online at www.na.org/traditions.

An Introduction to NA Meetings Project

The service pamphlet *An Introduction to NA Meetings* was originally envisioned primarily as a public relations tool—something that NA trusted servants who interact with professionals could distribute to help those professionals prepare addicts for what they would experience when attending their first NA meetings. In practice, however, this pamphlet has been one that seems to fit less neatly



into the Board-approved Service Material category, in part because potential NA members are the intended audience for the piece.

For this reason, the 2012 World Service Conference adopted the *Introduction to NA Meetings* Project to make this pamphlet more readily accessible to those who find it most useful. Our two main goals with this project are to affirm that this piece is the best it can be and to publish an approval form in the 2014 *Conference Agenda Report* so that, as Fellowship-approved literature, it can be more widely available to those who will benefit most from it.

This piece has been available to the Fellowship in its current form since 2008 and seems to be quite useful to members and service committees in many places. It is available in English, Spanish, Portuguese, Italian, Norwegian, and Russian. We have not heard any suggestions for revision from the Fellowship up to this point, and the World Board reviewed the piece in preparation for releasing it for fellowship review and input and did not see a need for changes. For more about this project, visit the project page online at www.na.org/intro.

Fellowship Issue Discussions

Issue Discussion Topics (IDTs) offer an opportunity for a broad-based fellowship discussion on current recovery topics that affect our entire fellowship. These discussions help to make our communications more relevant and form an integral part of working toward achieving some of the objectives from our strategic plan.

Issue Discussion Topics are subjects that addicts in NA communities around the world focus on in discussions and workshops throughout the two-year conference cycle. This cycle's IDTs are linked to the 2012 World Service Conference theme, "Inspired by Our Primary Purpose," which comes from the introductory paragraph of A Vision for NA Service.

All of the efforts of
Narcotics Anonymous are inspired
by the primary purpose of our
groups. Upon this common ground
we stand committed.

We need your local involvement in these discussions so that you can provide us with your ideas and feedback. All three of the Issue Discussion Topics relate directly or indirectly to the Service System Project, and these are also issues that will be reflected in the traditions book, a project that will start later this year. We often say our diversity is our strength. These are issues that need to accurately reflect our diversity for both projects. There are three IDTs for the 2012–2014 conference cycle, described below.

IDT materials were released not long after our first meeting as a full board. We currently have received only minimal feedback, but we expect to gather more as the conference cycle progresses. Comments, input, and ideas are all welcome and can be sent to worldboard@na.org.



Collaboration

NA is a “we program,” and the idea of “together we can” extends beyond our personal recovery into the service we do. This IDT focuses on how we best collaborate within our areas, regions, and zones, as well as from service body to service body. Collaboration is simply working together toward a common goal. This is something we easily focus on at the NA meeting level, but often have a hard time putting into practice in our service efforts. Collaboration is also one of the five foundational principles of the Service System Proposals.

As we consider the ways we work with each other, it is easy to identify many experiences of collaboration: setting up the chairs for a meeting, planning for an annual picnic, and H&I service on a panel, just to name a few. Sometimes we become embroiled in passion and we place personalities before principles. By stepping back and collecting our thoughts, we see that together we can work through any issue. No single personality can dominate when members are linked talking together, planning together, and working together.

One member does not fulfill our primary purpose; NA members join together to help communities grow. We gain a sense of purpose, being part of a large international NA community. As we discuss collaboration, we want to consider questions like: How do we work together more effectively in our groups, areas, regions, zones, and at world services? What gets in our way?

If we are acting in goodwill—
doing the right thing for the right
reasons—we are sure to benefit. Each
of us has something to give ...

Living Clean: The Journey Continues

Our direction in service comes
from a God of our understanding,
whether we serve as individuals,
as a group, or as a service board
or committee. Whenever we come
together, we seek the presence
and guidance of this loving Higher
Power. This direction then guides us
through all our actions.

It Works: How and Why, Tradition Two

Group Conscience

The original title of this IDT was “Group Conscience, Delegation, and Accountability,” and this session still covers all of these principles. We’d like to encourage a fellowship-wide discussion about how these principles work together and complement one another. What decisions do we make on a group level and what do we delegate? How do we hold a service body accountable if we are delegating “the authority necessary to fulfill the responsibilities assigned to it,” as stated in the Third Concept? These are the sorts of questions this IDT asks us to consider.

This is clearly an issue where local practices differ greatly. We asked delegates attending the 2012 WSC how their regions reached a conscience about WSC matters. Only 60 of the 112 reports we received even attempted to answer this question. Most of these were evenly divided between a group tally, a regional assembly of some form, and an area tally.



The practical application of the principle of group conscience clearly varies in different NA communities. Identifying this as an IDT for the cycle will help us to gather the thoughts and best practices of members in many different communities and generate discussion that will help members understand that there may not be just a single right way to view this topic.

Supporting Our Vision

This topic is a carryover from the last conference cycle, when two of the three IDTs were Self-Support and A Vision for NA Service. This topic joins the two previous IDTs in the hopes of helping members see the vital connection between financial contributions and our fellowship's ability to support the primary purpose of the NA groups and further the NA vision.

Although we have made great strides toward achieving some of the elements of our vision, such as increasing the number of languages and cultures we are able to reach, we still have a long way to go to achieve the ideals established by the vision. It can seem overwhelming at times. Perhaps Jimmy K said it best in the quote below, which reminds each of us that every effort, regardless of how small, can make a difference.

You know, I said many times a long time ago that a man without a dream is only half a man, and a fellowship without a vision is a farce. I still believe that. I know damn well that we can find our fulfillment living a day at a time here; and, a day at a time, our vision and our fellowship can become a greater reality.

This is part of a dream come true; and a dream envisions great changes, but progress demands many small actions. A dream doesn't come true because of one group of people or one man or two men or three men, it comes true because a lot of people work at it, because a lot of people put an effort into it, because a lot of people buy the idea and carry it forward.

Jimmy K, NA Twentieth Anniversary Dinner

This IDT addresses what we can do to further the growth, health, and development of our fellowship and fulfill our primary purpose. It also raises an issue of perennial concern in NA, that of being self-supporting through our own contributions. The culture of contributions in NA, all too often, still simply consists of putting a single dollar in the basket, no matter how much the world has changed since NA first started. This is why we continue to attempt to raise awareness of the importance of the matter through these types of discussions.

Narcotics Anonymous
has universal recognition
and respect as a viable
program of recovery...

Fellowship Development

The work we do at NA World Services is simply an extension of our fellowshipwide efforts to further our primary purpose and bring A Vision for NA Service closer to becoming a reality. This section of the annual report describes some of the travel we do to provide direct support to NA communities in assisting them to reach addicts seeking recovery. These efforts can range from a large-scale workshop in an established community focused on a range of service topics to helping to establish the basic building blocks of recovery and service in an emerging NA community.

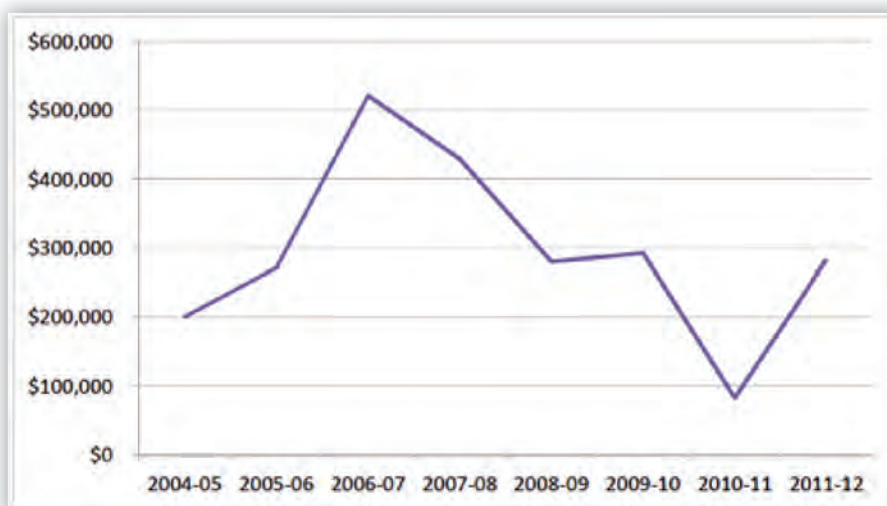
The NAWS Strategic Plan consistently contains a number of objectives that directly affect the task of fellowship development. A few of these include: presenting and discussing ideas for a more effective service system, helping to build and sustain all NA communities, and providing guidance and support on philosophical issues that challenge NA communities.

NAWS Workshops Around the World

Our financial picture has not improved greatly over the past fiscal year, but it also has not gotten significantly worse. We continue to exercise prudence, even though this sometimes means saying “not yet” to some of the work that would help us to further our vision but is simply not financially viable at the moment. With regard to workshops and fellowship development, our

goal is to try to identify the most strategic uses of NA funds—situations where the expense of doing the work will have as much impact as possible. The previous fiscal year marked our lowest expenditure on direct fellowship interaction in a decade, which was not repeated during this

NAWS Workshop Expenses 2004–2012





fiscal year. Our ability to effectively support developing NA communities is greatly hindered by that type of reduction in services, and we hope not to repeat it.

During the 2011–2012 fiscal year, we participated in twelve zonal forums; eleven area, regional, or multiregional conventions and workshops; and five professional events for public relations purposes, including two outside of the US. We took the opportunity to interact with large groups of US regional delegates at zonal CAR workshops in preparation for the 2012 WSC. We also remain committed to attending meetings of each of the four zonal forums outside the US, as we believe they present an invaluable opportunity to interact with numbers of delegates from communities that we might otherwise never meet.

We do continue to try to consolidate multiple events into single trips whenever possible. One example of this during the 2011–2012 fiscal year was the combination of Arabic LTC workshops in Kuwait that were followed by PR events.

We are also including a graph illustrating the meeting growth over recent years. Because we cannot rely on the accuracy of the information in our meeting database, these numbers are collected through regional reports before each WSC. This also means that our meeting count figures are only updated every two years in conjunction with the conference. This information can provide us with a snapshot indicator of where NA is growing and where it is not, in order to help us discuss underlying reasons for the trends and how we can better serve our communities. The overall climb in the number of NA meetings illustrates that we have come a long, long way from a handful of meetings scattered around Southern California, but the flattening of some of those lines also sends a very clear message that we could be doing better.

Trend

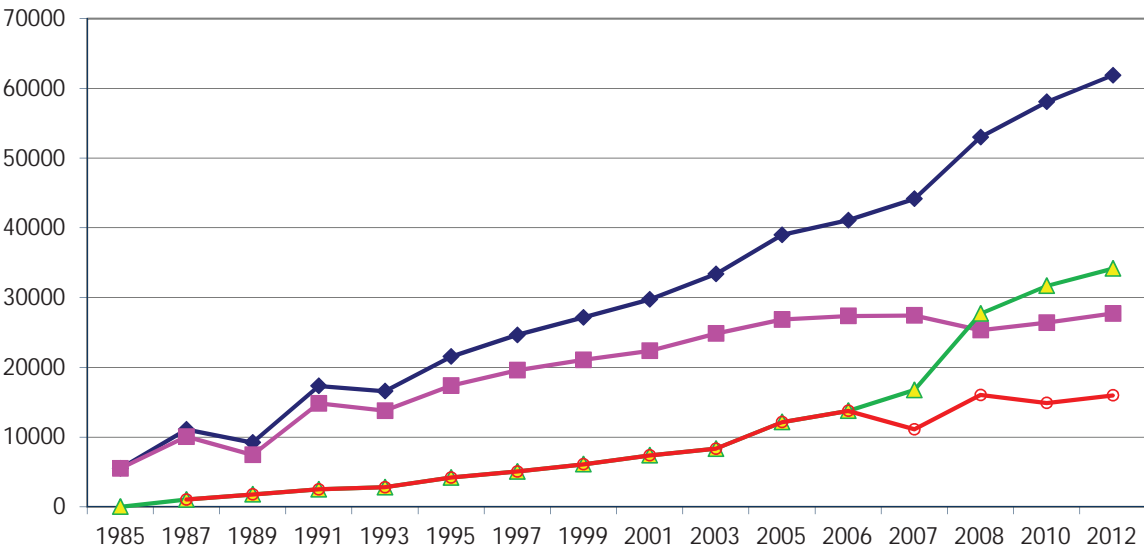
(from the NAWS Environmental Scan)

There is a growing demand for NA in countries where there is no established recovering population to speak of.

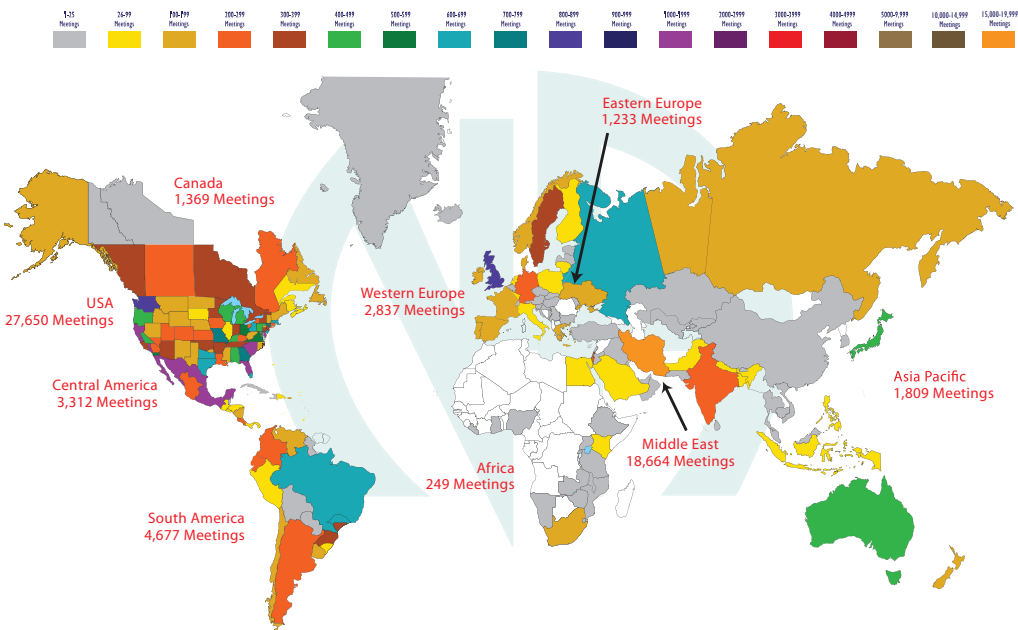
As we have written before, we believe fellowship development is directly related to both the availability of NA literature in the local languages and public relations efforts in the communities. For newer NA communities, especially those outside the US that may not have nearby neighbors to provide assistance, NAWS fellowship development work—at times in partnership with the local zonal body—plays a vital role in the translations and PR efforts that help these communities to begin to grow and flourish.



Meeting Growth Trend



Regions Around the World
Over 61,800 Weekly Meetings Worldwide
(May 2012)





Public Relations Statement

Why Public Relations Is Important to the NA Member

The Narcotics Anonymous message is “that an addict, any addict, can stop using drugs, lose the desire to use, and find a new way to live.” Our relations with the public enable us to share this message broadly so that those who might benefit from our program of recovery can find us. We perform public relations service to increase the awareness and credibility of the NA program. We share our message openly with the public at large, with prospective members, and with professionals. Maintaining an open, attractive attitude in these efforts helps us to create and improve relationships with those outside the fellowship. Establishing and maintaining a commitment to these relationships can help us to further our primary purpose.

The spiritual principles of our steps, traditions, and concepts guide us in pursuing our public relations aims and our efforts to enhance NA's public image and reputation. These principles apply to our community and service efforts as well as to the personal behavior and attitude of individual NA members.

Informing Professionals and the Public

Narcotics Anonymous is a global, community-based organization with a multilingual and multicultural membership. NA was founded in 1953, and our membership growth was minimal during our initial 20 years as an organization. Since the publication of our Basic Text in 1983, the number of members and meetings has increased dramatically. Today*, NA members hold more than 61,800 meetings weekly in 129 countries. We offer recovery from the effects of addiction through working a twelve-step program, including regular attendance at group meetings. The group atmosphere provides help from peers and offers an ongoing support network for addicts who wish to pursue and maintain a drug-free lifestyle.

Our name, Narcotics Anonymous, is not meant to imply a focus on any particular drug; NA's approach makes no distinction between drugs, including alcohol. Membership is free, and we have no affiliation with any organizations outside of NA including governments, religions, law enforcement groups, or medical and psychiatric associations.

Through all of our service efforts and our cooperation with others seeking to help addicts, we strive to reach a day when every addict in the world has an opportunity to experience our message of recovery in his or her own language and culture.

*As of May 2012.

Public Relations

The 2011–2012 fiscal year marked our third fiscal year of reduced PR activity due to budget constraints. However, we were able to realize participation in one additional international conference during this year. We are mindful of our slow progress toward public relations activity while drug use continues worldwide and pharmacology advances continue in the treatment of addiction. Meanwhile, the United Nations 2010 Drug Report (the most current report for FY 2011) indicated the US and Canada have seen an increase of problem drug users who abuse synthetic opioids/prescription medicine, particularly in the age group of 50 and over, while Europe continues to see heroin as the most popular drug of choice. In Southeast Asia, crystal methamphetamine is the primary drug of abuse. The need for Narcotics Anonymous to be seen as a stable, accessible, and reliable recovery option worldwide remains. At the International Society of Addiction Medicine Conference in Oslo, Norway, NA represented the only drug-free recovery approach present to provide information to physicians; medication-based addiction treatments, on the other hand, were very well represented. Our presence in Oslo helped our relations with the Norwegian government; the Director for Substance Abuse for the country requested a presentation, as did a treatment center that primarily employs drug replacement as their treatment method. That particular institution was interested in Narcotics Anonymous due to requests from patients for abstinence-based approaches to recovery.

Information from the March 2011 NAWS Environmental Scan demonstrated a relevant need for NA to remain visible and interact with treatment and healthcare professionals. Funding for treatment is often linked to drug replacement therapy, particularly in countries that have government-sponsored healthcare. We attended the American Society of Addiction Medicine (ASAM) conference, which was a mirror to ISAM yet on a larger, national scale. The ASAM conference validated our need to maintain a presence; 90% of exhibitors were pharmaceutical companies. Many physicians stopped by to tell us that they were grateful we were at the conference because abstinence-based recovery options had been lacking. At the ASAM conference we met two physicians who are recovering in NA, one of whom does administer drug replacement medication, but whose patients are drug-free by the time of discharge. The second physician brainstormed with colleagues about how to portray abstinence as a recovery model. Many addiction professionals (approximately 60% of ASAM physicians) prefer the use of drug replacement medications to an abstinence-only approach. With the continued medicalization of addiction treatment and the widely used ASAM and National Institute of Drug Abuse (NIDA) definition of addiction as a brain disease, NA needs to remain vigilant with informing medical professionals as well as government agencies that Narcotics Anonymous is a viable abstinence-based community resource for recovering addicts. The demographic profile of addicts attending their first meetings is changing over time as many more are arriving on medication given to them in

Trend

(from the NAWS Environmental Scan)

There is a growing perception that addiction is treatable through medication—and that NA is not a resource for those on medication.



treatment. Cooperation with healthcare professionals and a welcoming atmosphere from members will help NA to be that community resource for addicts. We know there are many other recovery options available, but our goal is to make it possible for addicts to find a home in NA.

Governmental relations are key in many countries. We have reported about the growth of NA in Iran through public relations efforts with the government, and this has also held true in other countries. NA Spain has continued its relationships with government officials since the PR efforts that took place in preparation for WCNA 33, and the UK has formed strong, ongoing cooperative relationships with government. Southeast Asia is one area that has continuing drug use and where many addicts have not found NA. Southeast Asia has minimal NA presence; NAWS presented at the International Federation of Non-government Organisations (IFNGO) conference, which was held in Malaysia in 2011. We had not attended this conference for over ten years, and coming back provided an opportunity to interact with many professionals in treatment and government, including police from Malaysia and treatment professionals from Thailand and the Philippines. These professionals were interested in our literature, and the president of Thailand expressed interest in NA to help his citizens.

Public relations service work is not confined solely to government, healthcare, and treatment. PR is a valuable service with drug courts because of the number of potential members they refer to meetings, and they continue to proliferate with new initiatives for veteran and reentry courts. As of 2010 (most current numbers) there are approximately 2,316 active drug courts, 31 US reentry drug courts, and 62 veteran drug courts. Additionally, the National Drug Court Institute figures indicate that 15 countries use the drug court model. Research demonstrates the efficacy of drug courts and their cost-effectiveness in lieu of incarceration. NAWS continues to attend their annual drug court conference to build cooperative relationships with these professionals and to learn of challenges they have faced in referring potential members to NA. With all the initiatives for veterans, veteran drug courts are growing, and they will be having their own annual conference. NAWS is considering a second cooperative venture with the physician researcher we partnered with for a member survey. The target group for the member survey will be recovering veterans, but all members who attend a meeting will be encouraged to participate. This second survey is in the early planning stages, and the survey itself hasn't been developed. We are providing advance notice due to the numbers of veterans who may be referred to NA from the drug courts.

The criminal justice aspect of PR, which encompasses incarcerated addicts and those on parole or probation, relies on effective cooperation with professionals in that field. As mentioned above, reentry courts may contribute to increased numbers of addicts in meetings. Building and maintaining cooperative relationships with professionals in criminal justice is one of the first steps in welcoming these potential members to NA. In an effort to support members who provide services to incarcerated addicts, we have resources such as *H&I Basics* and Chapter Six in the *Public Relations Handbook*, "Criminal Justice." We also have a publication for incarcerated addicts, *Reaching Out*, which has implemented improvements based on suggestions from a workgroup and supported by the board. Online subscriptions grew from 5,221 to 9,109, and paper copies by mail total 10,871. This periodical is a resource that can be used in public relations work, as it gives professionals a chance to read that members who heard the message of recovery "on the inside" are staying clean and becoming productive members "on the outside."



NAWS Membership Survey

At each world convention since 1996, we have distributed a membership survey, and more recently we have also offered it online for members who did not attend the convention. We distributed surveys to attendees at the Friday evening speaker meeting at WCNA 34 in San Diego, in September 2011, and made it available online through 31 January 2012. We had the largest number of respondents ever—17,492. The surveys returned certainly bury the myth that there is no recovery in NA, as the average length of cleantime among respondents was 10.87 years. No drug came out as a clear-cut main drug of use, but the top two (within a percentage point of each other) were stimulants and opiates, and this statistic actually is similar to those found in a recent UN report on drug abuse. In this survey we also asked about medication use, and 47% of those who responded to the survey stated they had taken medications for health maintenance and mental health issues. We have the 2010 *In Times of Illness* for member support and the *SP NA Groups and Medication* for group support. Even though we as a fellowship have no opinion on outside issues, the issue of medication tends to spurn members' comments. As a fellowship, we are aging, which is a factor that may contribute to an increase in health issues. NA's newest piece of recovery literature, *Living Clean: The Journey Continues*, offers life experience as we continue in our recovery.

The *Membership Survey* also illustrated that members experience marked improvement with family relationships, social connectedness, stable housing, and employment. Most professionals realize that using addicts do not function in society particularly well, yet they are more interested in how we have improved to become productive, contributing members of society. The *Membership Survey* is a resource for public relations efforts; professionals in the fields of treatment, government, healthcare, and criminal justice are keen on the facts in the survey as it provides them with information about NA in an unbiased manner.



Member Survey

The NAWS Membership Survey was validated through the member survey which was administered by NA members at the group level in the states of Pennsylvania and Florida and in Los Angeles County. This was the cooperative venture with an independent, nonaddict physician researcher. The member survey mirrored the results of the *Membership Survey*. Most professionals want to be assured of the reliability of data they are presented with, and this independent member survey, which validates our own NAWS Membership Survey, helps provide that assurance. Our desire to form cooperative relationships with researchers is not new, and in fact the perceived benefits of doing so were even highlighted in the *Public Relations Handbook* when it was approved at WSC 2006. This researcher's outcomes will be published in a medical journal in the near future. This cooperative effort is a first for NA—a nonaddict physician researcher reporting about the Fellowship of Narcotics Anonymous to his peers in the medical field. This action may help raise the credibility of NA in the eyes of the medical community. With the continued medicalization of addiction treatment, these types of cooperative relationships with physicians who are familiar with NA's effectiveness will be vital to the continued growth of NA worldwide.

Every NA member,
inspired by the gift of
recovery, experiences
spiritual growth and
fulfillment through service.

Essential Ongoing Services

Just as fellowship development happens in the course of most of NAWS' efforts, direct services to the Fellowship are provided by every team at NAWS. While much of our conference-related work is cyclical in nature, revolving around the timeline of our biennial World Service Conference, a great deal of our work at NA World Services is steady and ongoing. These services exist to meet some of the essential needs of our fellowship on a routine basis.

Fellowship Services

Often, the most direct interaction between members around the world and NA World Services happens through the Fellowship Services Team. The following statistics illustrate just a few of the services this team provides the fellowship, and compares average monthly activity from this fiscal year to previous years to give a sense of some of the trends.

FS Team Activity Monthly Averages			
	FY 2010	FY 2011	FY 2012
H&I Letters	362	409	458
Book Requests	190	186	212
Books Sent	55	65	68
Jail Mail Requests	32	25	24
Institutional GSKs	n/a	6	6
Free GSKs	27	30	36
Misc Requests	32	30	23
Tours	n/a	26	25
Phone Calls	689	593	496
Emails / Letters	492	426	475
Total Monthly Communications (average)	1660	1507	1513



As a general observation about the trends, requests for literature and other free material continue to increase, while other communications have declined or remained the same. We strive to balance the desire to provide materials to those who request it with our need to be prudent with valuable NA resources. One trend that we have noticed recently is an increase in the number of contacts from churches and treatment centers inquiring about getting meetings started in their facilities. We generally direct those facilities to local trusted servants for follow-up, and this trend seems like an indicator of the increasing recognition and respect of NA as a viable option for recovery.

Even with all of this activity, we also know that as members become aware of the variety of resources available online at na.org, many find answers to their questions without needing to contact us. Already available online are NA handbooks, service pamphlets, bulletins, recovery literature, an area containing locally developed resources, and many other resources meant to provide members with useful information. There are ways for new and existing groups and committees to register or update their information online, or for members to manage their subscriptions to reports and periodicals. The locally developed resources area also gives members the chance to share their tools and solutions with one another. We encourage areas and regions to send their local resources (training and orientation materials, minutes, guidelines, etc.) to Fellowship Services so that they may be made available to other service committees.

In recent years, we have also seen an increase in requests for free literature from NA groups and members, and from incarcerated addicts. This may be due to either economic circumstances or increased awareness that NA World Services can be a resource, or some combination of these two factors. In any case, typically we are able to respond to these requests and meet the immediate need for literature. We are pleased that we currently have the resources to respond to as many requests as we do (see FS Team activity table). On the subject of resources, the Fellowship Services Team is one of the segments of NAWS that has seen a substantial reduction in force over the last year. This reduction challenges us to find ways to increase our efficiency, while also maintaining our effectiveness. We continue to look for those opportunities.

Locally developed resource area:
http://www.na.org/?ID=local_resource_area

Group and Committee Updates

We partner with local service bodies to ensure that we have the most up-to-date information for groups and service committees. Local web contacts at areas and regions have the ability to log in and provide updates to our database. Here are some figures for group/ASC/RSC information updates in the NAWS database over the last year, a shared responsibility between NAWS staff and local trusted servants:

As these numbers indicate, local trusted servants and NAWS are working together quite well in keeping database information accurate and up-to-date. Staff members still double-check entries to

ensure that there are no major errors, but local web contacts add a considerable level of speed and reliability to the group/service committee update process. As the table shows, the numbers have shifted back toward more entry by staff this year than local web contacts.

Database Activity			
	FY 2010	FY 2011	FY 2012
Staff–Group Registrations/Updates	325	202	269
Staff–ASC/RSC Updates	55	38	40
Staff–New ASC/RSC	3	1	3
TOTAL Staff Registrations/Updates	383	241	312
Contacts–Group Registrations/Updates	253	271	214
Contact–ASC/RSC Updates	34	34	22
TOTAL Contacts Registrations/Updates	287	305	236
Total Database Activity	671	546	547
NAWS %	56%	46%	59%
Web Contact %	44%	54%	41%

Fellowship Publications

In recent years, we have greatly reduced publication costs by making changes to the way we handle subscriptions to *The NA Way Magazine*, and we have also been working to more effectively utilize *Reaching Out*. A third periodical, *NAWS News*, is published following each World Board meeting, providing updates to World Service Conference participants and other interested NA members.

Reaching Out, published quarterly, is designed to help incarcerated addicts connect to the NA program and enhance H&I efforts. As our literature says, “The therapeutic value of one addict helping another is without parallel.” *Reaching Out* is an example of the NA message of recovery uniting our members across the boundaries of age, race, gender, and socioeconomic status. There are two sections; “From the Inside” is filled with letters from incarcerated addicts sharing their experience, strength, and hope as they find and maintain recovery from addiction through NA.

In the second section, “From the Outside,” NA members on the outside and Hospitals & Institutions subcommittees have a chance to offer their experience, strength, and hope. Many of these letters come from members who are deeply committed to carrying the NA message of recovery to addicts who are unable to attend regular meetings. You may also find personal experience from those members who heard the NA message on the inside and are now living and enjoying life on the outside. We recognize the value of stories from members who got clean while institutionalized, and have stayed clean on the outside. This not only provides encouragement for those on the inside; it also demonstrates to professionals working with addicts that NA is an effective recovery program.



Reaching Out has been a resource for NA members since 1986, but dedicated members around the world each year continue to breathe new life into this resource that helps many incarcerated members maintain hope. Single-copy subscriptions are available at no charge to members who will be incarcerated or institutionalized for six months or more, and free multiple-copy subscriptions are provided to each area service committee for use in their H&I efforts. A paid, multiple-copy subscription (20 copies per issue) is also available. Since making this available by e-subscription and download, we have been able to almost double our distribution of this publication. Thank you for helping us carry our message of hope!

The NA Way Magazine is NA's quarterly journal of recovery and service information, recovery-related entertainment, and current issues and events. We continue to utilize *The NA Way Magazine* to update the fellowship on projects and concerns, and to provide information regarding NAWS events and new products and literature. The magazine is published in English, Farsi, French, German, Portuguese, Russian, and Spanish. Since 2010, the Japan Region has supported local translations efforts to publish the magazine in Japanese. In the 2011–2012 fiscal year, NA members from 20 countries submitted material expressing their recovery experience, and event information for approximately 40 countries was included in the calendar section of the magazine.

We have continued in our efforts to encourage members to opt for esubs if they are able to do so. The electronic version of the magazine makes it possible for us to include enhancements that are not available in the print version. Esubs also greatly reduce the costs of publication and mailing, especially with the dramatic decrease in return postage expenses from having bad mailing addresses on file for groups and members.

NAWS News is our quarterly publication that provides members with a snapshot of NAWS activity based on discussions and decisions coming out of each meeting of the World Board. We have made efforts to increase the effectiveness of NAWS News as a communication tool by changing the front page into a list that highlights all of the main points that are expanded on in the issue. That single-page overview can be easily distributed among service bodies and interested

Inspired by Our Primary Purpose



Sign up for electronic subscriptions:

www.na.org/subscribe




members. We have also added a NAWS Update email that we send to the addresses in our database on a monthly basis, providing basic information about current NAWS activity to help keep members informed. This has been quite successful.

Reports

A *Guide to World Services in NA* describes the World Service Conference as “...the one time and place where all of our world services come together... Every two years, regional delegates, the members of the World Board, and the executive director of the World Service Office meet to discuss questions of significance to the Fellowship of Narcotics Anonymous as a whole.” To accomplish its work, the WSC requires significant preparatory materials. To that end, the *Conference Agenda Report* (CAR) is published and distributed (in English) a minimum of 150 days prior to the WSC. Translated versions follow and are sent out a minimum of 120 days prior to the WSC. The CAR presents information and proposals on issues that will be discussed at the conference. The CAR helps regional delegates to share this information with members in their NA communities and to prepare for the conference.

The Conference Approval Track (CAT) contains a variety of material to be considered at the upcoming World Service Conference that was not included in the *Conference Agenda Report*. This approval track was created in response to input from members and groups regarding the types of issues they were being asked to review in the CAR. While each region is free to determine how CAT items will be discussed locally, the original idea that created the CAT states, “This frees up our members and groups to devote their attention to holding meetings and carrying the message of recovery, without having to ratify every decision made on their behalf at every level of service.” Items that typically are included in the CAT include the proposed NAWS Budget and project plans for the upcoming cycle, seating requests, and recommendations from the World Board, as well as other service- or WSC-related material.

As the conference draws nearer, the *Conference Report* is published. It includes status reports on conference projects, proposals for new work, a list of nominees for conference positions (board, cofacilitators, and HRP), details about the conference schedule, and regional reports submitted by the regional delegates. Other material such as zonal forum reports or articles submitted by delegates may also be included. The *Conference Report* informs NAWS and NA regions of successes and challenges throughout the fellowship. These reports are mailed to each voting conference participant, each RD alternate, and the mailing address of each region. Both the *Conference Agenda Report* and the *Conference Report* are also published online at www.na.org/conference.





Translations

The composition of the NAWS translations team changed this year with the departure of one employee and transfer in of a staff member from Fellowship Services. The work of this team is divided amongst particular language groups, but staff efforts are also overlapped to ensure a level of mutual support in assisting the language groups. In this spirit, despite ongoing financial challenges, we are making progress catching up, and we are even lending support again to reenergize some faltering local translations efforts.

Our expenses for translators and proofreaders continue to increase due to rising contractor rates. We also experience greater expenses simply because we are working on an ever-increasing number of projects in additional languages. However, we are happy to report that IPs, many booklets, and softcover book translations can now be printed in-house to conserve funds; an added benefit is that we can publish items faster and print small quantities on demand for our smaller communities.

We also want to acknowledge that some communities are now in a position to take on some of the financial burden for translations by paying for translation and/or proofreading services. This significantly decreases our direct costs because NAWS only has to pay for the quality check. These are great examples of communities beginning to thrive and practice self-support. This also allows us to allocate more resources to newer communities and move closer toward the goal that “Every addict in the world has the chance to experience our message in his or her own language and culture and find the opportunity for a new way of life.”

Translations Overview

Languages spoken in NA: 76

IP #1 published languages: 42

Translated literature items published over past 25 years: 951

Basic Text translations published over past 25 years: 22

Current Activity

Active language groups: 23
(LTCs with active projects)

Existing projects: 409

Active projects: 349

Book-length projects: 33

- 13 Basic Text
- 3 *Sponsorship*
- 3 *It Works*,
- 4 *NA Step Working Guides*,
- 4 *Just for Today*, and
- 6 *Living Clean*

Translated books published in 2011–2012

Basic Text, Fifth Edition:

- Polish, Bulgarian

Basic Text, Sixth Edition:

- Swedish

It Works: How and Why:

- Japanese

Just for Today:

- Italian

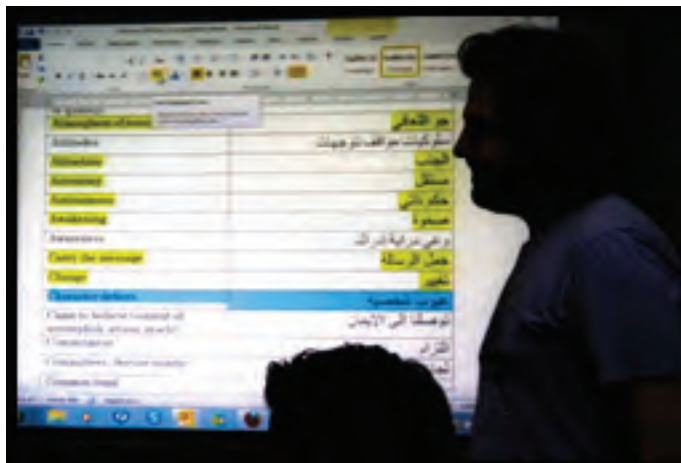
NA Step Working Guides:

- Hebrew, Japanese



Kuwait

In 2011, NAWS hosted a meeting of the Arabic language translations committee (ALTC) in Kuwait. Members from Egypt, Saudi Arabia, Bahrain, and Kuwait were brought together to complete major recovery glossary revisions. Also on the agenda and successfully completed were the approval of Arabic IP #24, process discussions resulting in committee guidelines, and ideas for more unified Arabic literature distribution and pricing in the Middle



East. The glossary changes will greatly impact the currently published Arabic literature, including eleven IPs and the Basic Text. This means there is much work ahead for the professional proofreader and the ALTC. In conjunction with the translations workshop, we also had the opportunity in Kuwait to participate in a series of PR events that had been organized by the Kuwait PR committee. These four events included meetings with the media and representatives from the government and healthcare agencies.

We also continue to support other LTCs through online support, including Arabic, French, Danish, and Nederlands LTCs. We regularly participate in conference calls to assist these language groups in their ongoing translations efforts. Many other communities all around the world have worked on various translations efforts, a few of which we will highlight here.

The Story Continues: Swahili-speaking Eastern Africa

Since we reported that NAWS prioritized translations of literature in Tanzanian Swahili, which serves as the standard version of Swahili spoken throughout countries in Eastern Africa, we can now gratefully report that four Swahili IPs have been published.

Swahili
Habari Gani
 (pronounced – Hubahree Gahnee)
 Meaning:
 "What's new?" or "How are you?"

NAWS funded a series of LTC workshops in three East African locations. The goal was to familiarize local members with the translations process and organize an LTC, and to review and finalize the Swahili recovery glossary and four IPs. The events were organized and supported through the cooperative efforts of staff in Chatsworth and member volunteers on location in East Africa coordinating and facilitating the events on the ground. The first workshop was in Dar es Salaam, the second on the



island of Zanzibar, and the third in Kenya (Mombasa). Logistics involved transportation of members, booking hotels and venues, transfer of funds to various places, and then the actual events: planning and discussing each day's agenda, process, and outcomes, and then recapping the sessions and making adjustments for the next day. The approved glossary is now guiding our professional translator and proofreader in their work on creating the next IP translations, working toward gathering the necessary material for the *Introductory Guide to NA* in Swahili.

Celebrations in India

It seems that good things take time, or, in words from our Basic Text: "The full fruit of a labor of love . . . always comes in its right season." India celebrated three decades of one addict helping another, marking 30 years of continuing growth, just as NA in Kolkata is on the precipice of a 25-year anniversary in 2013. Getting the NA message published in Hindi and Bengali has certainly played a pivotal role in this labor of love. Members throughout India and in Kolkata have worked tirelessly for many years, and have recently gained some additional momentum with enthusiastic LTCs. Translations activities in the last year have yielded several new publications for the NA communities in India. The Hindi LTC based in the capital city, New Delhi, had been busy readying *It Works: How and Why* and *The NA Step Working Guides* for publication, tripling their book-length literature translations after having completed the Basic Text in 2009. Keeping their momentum going, they are now working on *Just for Today*.

In the West Bengal state capital, Kolkata, the Bengali LTC was busy finalizing several new IPs, which made their way to publication this year. They are currently putting the final touches on the White Booklet and have prioritized the goal of moving the Basic Text from a long-standing draft to publication. India's West Bengal shares the Bengali language with the country of Bangladesh, where the NA community has a solid presence founded in a strong service ethic. As with any NA community, the availability of NA literature in their own language naturally helps to further their efforts.

The Asia Pacific Forum

We attended the 2012 Asia Pacific Forum meeting in Dhaka, Bangladesh, and facilitated several sessions, including sessions facilitated jointly by NAWS and APF admin trusted servants. Some of the topics included: Planning Basics, a NAWS Update, and a session about FD history and outlook in the Asia Pacific, which was facilitated by a former board member with extensive experience throughout the zone. Translations continue to be a strong feature in the community reports to the APF, and we had meetings with the delegates from Bhutan and Malaysia, as well as questions regarding fund flow in NA and NAWS. NAWS also visited a local treatment center and participated with APF leadership in a PR presentation with their Board of Narcotics Control. After the APF, the first Bangladesh convention took place in Cox's Bazaar, far south in the country, near the border with Myanmar.



Iceland

NAWS supported a translations workshop in Iceland in 2011 that was facilitated by a member of the European Delegates Meeting who has also served in translations on world and local levels. Several topics were addressed, including the recovery translations glossary, review of the *Translations Basics*, and creating an LTC and a work plan. A revised Icelandic glossary was adopted, with further discussions planned for the term “clean” rather than using the Icelandic equivalents of “sober” and “sobriety.” The published IPs were flagged for revisions and the translation of the Basic Text was prioritized. The Danish and Norwegian regions committed some funding assistance for this project.

Sharing Experience, Strength, and Hope

Basic Text Stories – Translation

Hi everyone,

I'm translating the stories for the 6th edition Basic Text. First a vocabulary question to the native speakers: What is a “Mary tea-towel” job???? This is the sentence: “I have been a productive member of society for a while now, holding down a straight ‘Mary tea-towel’ job for the last fifteen years of recovery.”

I have an idea what it might mean, but I never heard the expression. Can anyone give me a synonym or an explanation?

The second question concerns the index. Has any community already translated the stories, and how did you handle the index? In our opinion, there is a crazy amount of hypertext links in the text!!! We are copying them into the translation as we go along checking them with the index glossary file. But this means that only one person can work on the translation.

Does anyone have experiences to share?

Thanks and hugs from Germany

We continue to urge those involved in translations to take part in the Translations Discussion Board.

LTC members can greatly benefit from sharing their experience, questions, and solutions in this online “meeting place.” It is a public discussion board, meaning that anyone can read the posts. However, only present and former LTC members and translation contacts are able to post there. The sample post in the text box exemplifies a couple of challenges that come up in translations that members can share about with one another in the spirit of “one addict helping another.”

Recovery literature is one of the six key result areas currently outlined in our strategic plan. The two objectives identified under this heading, in short, address the need to have a diverse range of literature resources available for anyone seeking recovery and the need to be more effective in how we develop and distribute our literature. Translations has always been a critical concern in achieving these objectives, as many of the places where NA is growing most quickly or is in the greatest demand also happen to be places for which we have few or no translated literature items in the primary spoken language.



Servers housing
over 13 TB of files



Over 113 million NA.org hits in 2011–2012

Information Technology

The task of making the best possible use of information technology to help further our vision is not a small or simple one in any sense. As we have continually reported, advances in the technology field move much more quickly than we have the resources to keep up with, but we do strive to implement new technologies where and when they are practical and beneficial to helping to reach the goals identified in our vision. One of the biggest challenges we face as technology continues to advance at exponential rates is the growing digital divide—the wide gap between our least technologically savvy members and those who might be on the “bleeding edge” of new technology implementation.

As a worldwide fellowship, a strategic use of IT solutions sometimes represents the most sensible and practical way to achieve certain communications. Our members and potential members live in a wide variety of locales, ranging from dense urban settings to sparsely populated rural settings with hundreds of miles (or kilometers) between NA groups. For some of these populations, staying in touch with one another using technology is the only practical method for supporting one another and delivering services. In other places, trying to make use of shiny new tech solutions might only get in the way of carrying the message, or create more problems than it might solve. We encourage each community to be realistic about what makes sense locally and to try to implement technology only when it increases effectiveness, not just for the sake of novelty or a desire to appear up-to-date.

That being said, many addicts today have greater access to new technology and want to see NA meet them on those new playing fields. The popularity of the *Just for Today* email continues to grow, and as a result our ability to maintain up-to-date contact information for a very large segment of the NA population has been improved greatly. We continue to send emails nightly to over 65,000 members, with a bounce rate of less than 1% and a monthly NAWS Update email to over 90,000 members.

Trend

(from the NAWS Environmental Scan)

Changes in technology have increased both the ways we can communicate and the demand for information.



We have also created a mobile version of the na.org site, which is automatically presented to those who visit our site from mobile devices. As our statistics later in this section indicate, that site has been quite useful to many members.

In this fiscal year, we also made literature available for two different ebook platforms, Amazon Kindle and Apple iBooks, in order to meet the growing demand for electronic literature while still preserving the fellowship's copyrights. Those platforms together cover the broadest swath of the ebook market and offer the level of digital rights management necessary to ensure that NA's copyrighted materials are not abused as the PDFs previously on our website were. The distribution numbers for those electronic versions—including the Basic Text, *It Works: How and Why*, and *Sponsorship*—have illustrated that while there is some demand for literature in that format, it is still somewhat of a niche market for our fellowship. We are also working on smartphone apps that will connect to our meeting database and show the day's *Just for Today* meditation, which will likely be popular among a certain segment of the NA population.

Yet while there is a high demand from a certain segment of our population to make the NA message available in these new and developing technologies, many of the addicts in NA and yet to find recovery are not active users of these technologies. Unfortunately, much of the progress we are able to make in these areas is available primarily to English speakers, while other language groups are still working hard to simply get some of our most basic literature resources translated. We strive to be mindful of the resource gaps between various segments of the NA population as a way to temper our desire to forge ahead and reach new technological heights as a fellowship. Our expansion into these new arenas can certainly prove useful for those members who can access them, but we also need to continue to make our message more widely available in traditional formats to reach those not as technologically inclined or privileged who have yet to find recovery.

In addition to the advances mentioned above, we also made progress this year with a more user-friendly meeting search tool at na.org that includes the option for viewing search results in map format. The improved functionality of the meeting search tool has also served as an encouragement for local service bodies to keep the meeting information for their communities more accurate and up-to-date. Still, we believe we can always do better in terms of keeping our database information complete and accurate. As always, we also continue to put new content on the website, and the e-versions of our publications and subscriptions have continued to be well received among the fellowship. Here are a few examples of what has been happening related to IT at NAWS.

IT Statistics

The website was completely revamped in the spring of 2012 and we launched a mobile version at the end of the summer. We now have over 75,000 files on the various web servers holding our website. The numbers below include figures from all sources during the year.

Hits/Visits/Views:

- We finished with over 113 million hits, averaging around 10 million/month.
- We had over 8.8 million visits, with over 22 million page views. Page views have decreased as the site becomes easier to navigate, requiring fewer clicks to reach a desired destination.
- Visits continue to rise steadily, currently between 600,000 and 700,000 per month. This is up around 20–30% from two years ago.

Major areas of traffic:

- The meeting search continues to be far and away the busiest area (with the exception of the *JFT* page—see below), with well over 1 million visits.
- The “Find a Meeting” page has had around 600,000 visits, while the local phoneline and website page had around 300,000.
- The new website search we introduced in the spring has been used over 100,000 times since its implementation.

Eblasts and emails:

- We passed the 64,000 *JFT* emails-per-night mark in December 2012, and we sent out in excess of 20 million emails for the *JFT* alone during the 2012 calendar year.
- The daily *JFT* page on the website received over 1.5 million visits and 2.2 million views.
- Distribution of our NAWS eblasts is continuing to grow. The most recent one was sent to over 96,000 email addresses with less than 1% failure rate, meaning over 95,000 successful deliveries.

Recovery and service material:

- The recovery literature index page was accessed over 250,000 times over the year, with over 80% of that going on to the English literature page.
- Service material is harder to track because of the new site, but the Service System page has been accessed approximately 9,000 times during this year.

Publications:

- The top publication online continues to be *The NA Way Magazine*, with an esub circulation in English of approximately 16,000, and continuing to grow.
- Similarly, interest in *NAWS News* is growing, and the most recent issue was sent out to around 13,000, up from 11,000 the previous issue.
- *Reaching Out* is growing exponentially as well, up to around 8,000 esubs.



The mobile website that went live shortly after the end of the 2011–2012 fiscal year has been tremendously successful, with almost 40% of the web traffic coming from mobile devices. The new map-based search feature seems to have been extremely well received, as we have had virtually no complaints about it since its launch. The primary landing spots on the mobile site are the meeting search and phonelines, events, and recovery literature, with meeting search being far and away number one.

Technology Infrastructure

Last but not never least, the technology infrastructure at NAWS requires constant vigilance. The infrastructure umbrella covers the hardware, major software packages, and peripherals that keep NAWS IT up and running. As has been our refrain in many areas in recent years, the global economy has not been improving at such a rate as to allow us to stay up-to-date with the “latest and greatest” servers, computers, and so on. We use existing equipment as creatively as we can and replace items as needed using a “triage” approach to prioritizing expenses. Once again, we continue to look ahead for improvement in the overall economy and the ability of our fellowship to support this work. We remain prudent and continue to look for the most affordable and practical ways to sustain and improve our IT efforts.



Production and Distribution

In recent years, the narrative in our annual report regarding our product inventory has primarily been used to provide an overview of the numbers of each inventory item we distributed in the fiscal year. The story of our production and distribution operations is much more complex than that, and so we have decided to expand this section to give a more in-depth look at our operations related to our product inventory.

Two of the biggest aspects of our production and distribution operation that can easily be overlooked when simply reviewing distribution charts are customer service and shipping. Staff in these areas play a critical role in making it possible to put literature items into the hands of the NA members who need them, whether that is the still-suffering addict seeking a message of recovery or the NA trusted servant carrying that message by delivering an H&I panel or stocking a literature rack. The increasing use of our online shopping cart has freed up customer service staff to accomplish other important tasks, including but not limited to:

- following up on orders,
- customer relations interactions,
- addressing inventory shortages,
- making changes or corrections to orders that were placed online,

- invoicing,
- following up on delinquent accounts, and
- taking phone orders (orders over a certain amount are directed to web).

There is a separate online shopping cart for European customers, and staff in Brussels process and ship those orders. Canadian orders placed through the shopping cart for North America are processed at the Mississauga branch office.





In recent years, one trend we have noticed is an increase in group and ASC orders coming to us at NA World Services. In some cases this may be due to difficulties with nearby regional service offices (RSOs), such as literature shortages or slow processing time. We have made efforts to increase our partnership with RSOs in mutually beneficial ways. RSOs that have a contract relationship with us sometimes place weekly or biweekly orders that we can typically fulfill within 2.5 days, which makes it possible for the RSOs to better manage their inventory. In turn, we are able to increase our efficiency by processing fewer larger orders rather than many small orders. Many RSOs wait a bit longer, placing larger orders every month or two. This can mean a longer fulfillment time.

Another partnership effort we have taken with RSOs is the hosting of webinars with those involved in running the RSOs. These webinars offer opportunities for discussing challenges, sharing best practices, and identifying creative solutions to better serve areas, groups, and members who order literature locally. We have also made an arrangement whereby RSOs can use our United Parcel Service (UPS) customer account in order to benefit from the volume discounts that are offered for increased business. Consolidating our shipping costs in this way helps RSOs save money on shipping and has helped to simplify our relationship with UPS.

Shipping is a critical part of our operation that we have not given much attention to in past issues of the annual report. Out of our Chatsworth shipping department alone, we processed an average of 93.67 orders per day in February 2012. The steady increases in shipping costs that followed the global economic instability of recent years has prompted us to reevaluate various aspects of our shipping methods. We pay attention to changes in the ordering trends of the fellowship, such as shifts from many smaller orders to fewer larger orders, in order to try best to fit our workflow to current needs. In many cases, for example, it makes more sense for a well-functioning local service office to process smaller orders within a given community, which makes it possible for that service office then to place a single large order with NAWS as needed, reducing processing and handling time and energy for us, and decreasing shipping costs as well. This isn't always a possibility, but we always try to work with local service offices to reach the most sensible and mutually beneficial arrangement possible to make sure literature is readily available.

Our literature production efforts also require constant attention. Our production staff is responsible not just for creating and maintaining our current inventory of English-language products, but also for all of the work involved in expanding our inventory as other languages continue to add more translated titles to the list. Our production department works closely with the translations team to arrange for typesetting, layout, and proofreading of newly translated literature items. There is also a need to work with language communities to coordinate order quantities, as there are often minimum order sizes for certain printers, which can become an issue of concern if the number of items that will be distributed in a language is just a small fraction of what the minimum order quantity is.

We are always looking for ways to improve our in-house production efforts, which represent a great way to contain costs. The printing equipment we are now leasing gives us the capability of printing our softcover books in-house. This also enables us to have better control of batch sizes for printing jobs. A great benefit of this ability to manage batch sizes is the chance to print smaller runs of book-length literature for smaller NA communities that might otherwise be unable to distribute the number of books required for contracted book printing jobs.



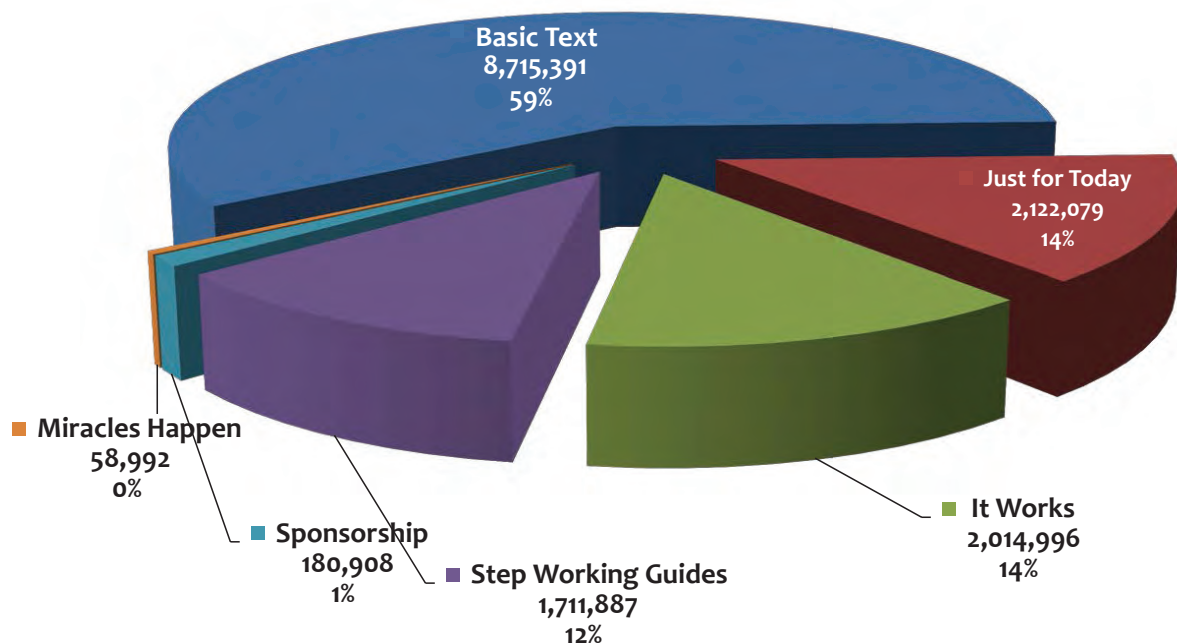
Overall, the production and distribution team stays quite busy. In addition to all of the work we do to create and maintain our literature inventory, this team also plays a crucial role in the execution of the world convention, including the design and production of convention programs, merchandise, artwork, and so on. There's never a dull moment!

Books

Each year, the annual report includes a series of charts showing distribution levels for various literature items. In the past these charts were included with financial statements, but with the expansion of production and distribution matters in this report, it seemed sensible to move the charts to this section.

In recent years, we have seen a continuing decline in distribution of a great many of our inventory items. Once again, that trend has persisted into this fiscal year, with the majority of our literature items showing reduced distribution numbers. The charts and graphs in the following pages will provide greater detail about where those numbers are falling, remaining steady, or growing.

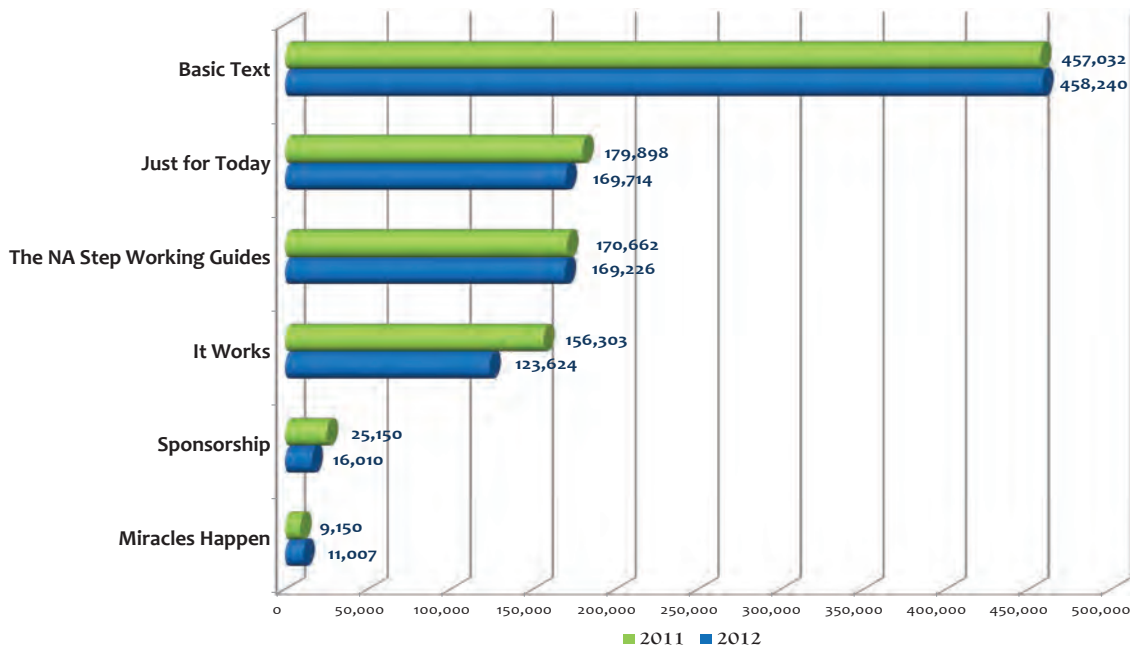
1983–2012 Book Distribution



The chart above shows the all-time distribution comparison of our various book titles. The Basic Text remains our most popular piece of literature, this year having surpassed 8.7 million copies distributed since its initial publication in 1983. Total distribution of all titles is more than 14.8 million.



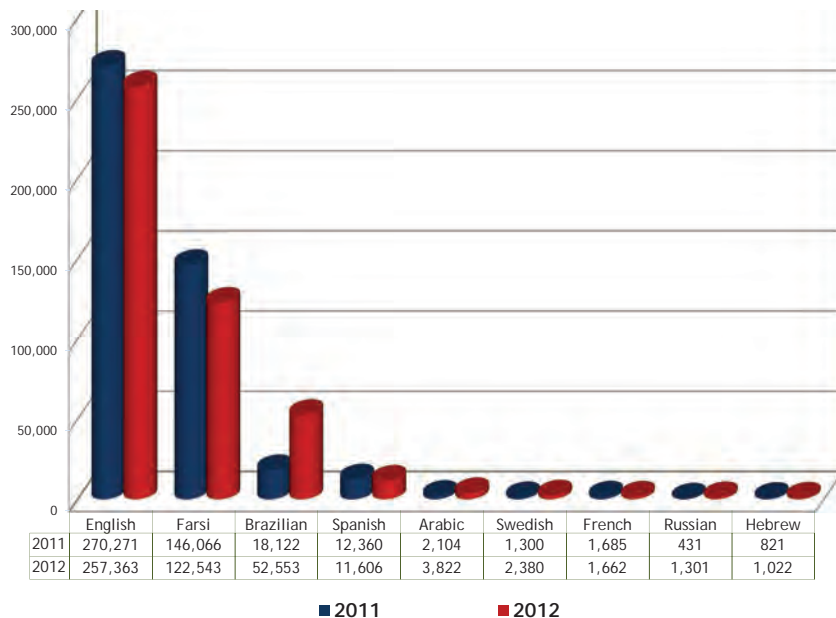
2011–2012 Book Distribution



During the 2010–2012 fiscal year, total book distribution was just shy of one million copies, but this fiscal year showed a decrease to under 950,000. The biggest single drop was in the number of *It Works: How and Why* that were shipped, which was due in part to the previous year's numbers being up with the commemorative edition. The overall drop in *It Works* was evenly distributed between both the English and Farsi versions. In terms of percentage decrease, however, *Sponsorship* fell by 37%—the release of that title in Farsi during the previous fiscal year brought those numbers up temporarily. The increased distribution of *Miracles Happen* is a result of the more affordable softcover version with an included audio archive CD.

2011–2012 Basic Text Distribution by Language

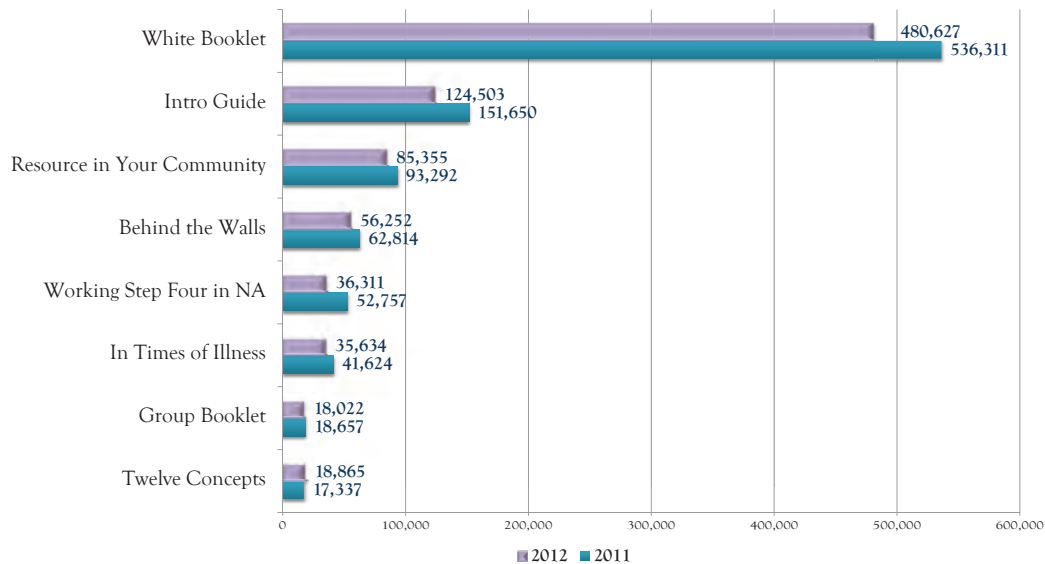
Top nine languages





Booklets

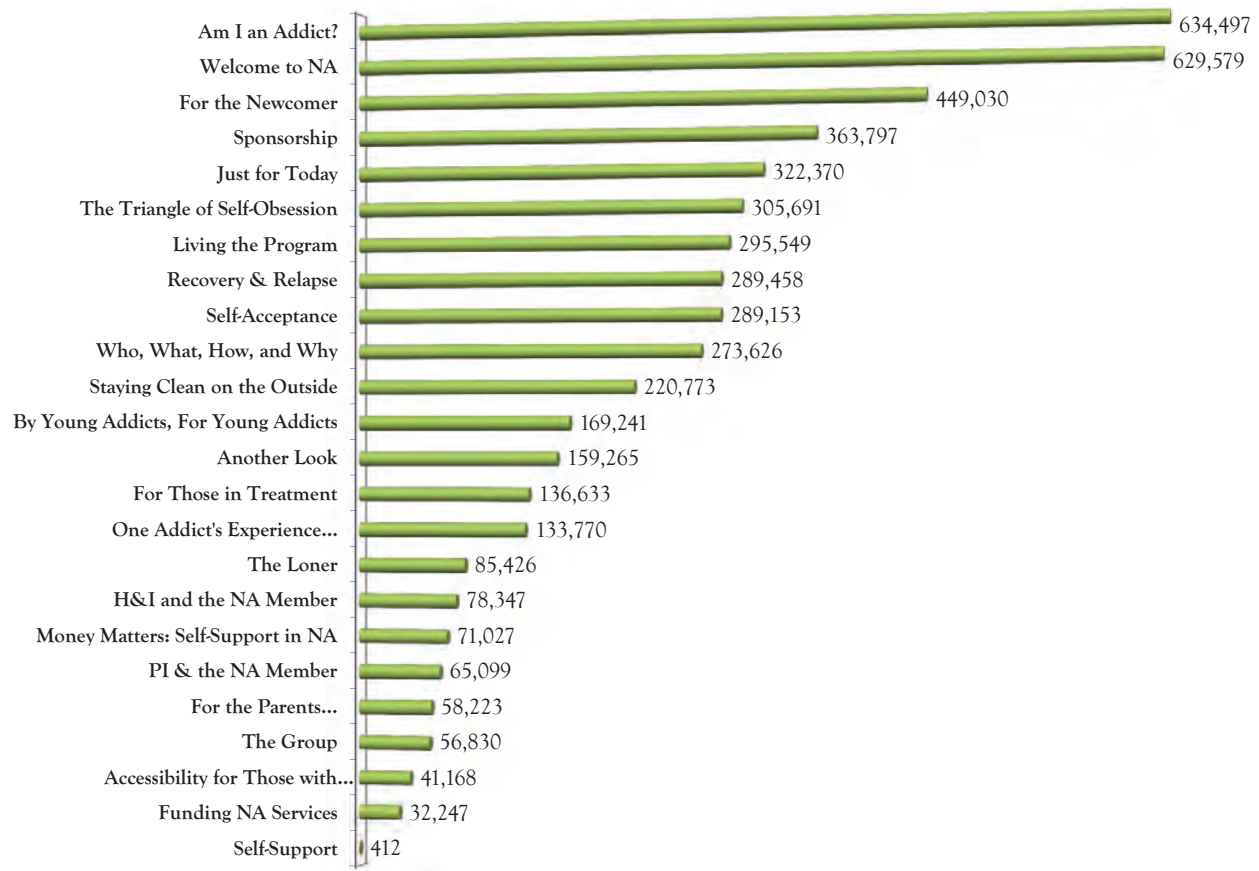
During this fiscal year, the only booklet title that showed an increase—however slight (about 9%)—was *Twelve Concepts for NA Service*. All other booklets showed reduced distribution, with the largest drop by percentage being the *Introductory Guide* (18% reduction) and the smallest change being *The Group Booklet*, which fell by just 3%.





Informational Pamphlets

The total distribution for all IPs was down 7.4% from approximately 5.6 million during fiscal year 2010–2011 to 5.2 million in 2011–2012. Only two IPs increased in distribution, our two top IPs *Am I an Addict?* and *Welcome to NA*, each of which increased by about 4%. The remainder of our IPs dropped in distribution, the smallest change being the *Living the Program* IP, which changed by only a tenth of a percent, and the largest being the *Self-Support* IP, which is only available in languages for which *Money Matters: Self-Support in NA* has not been translated.

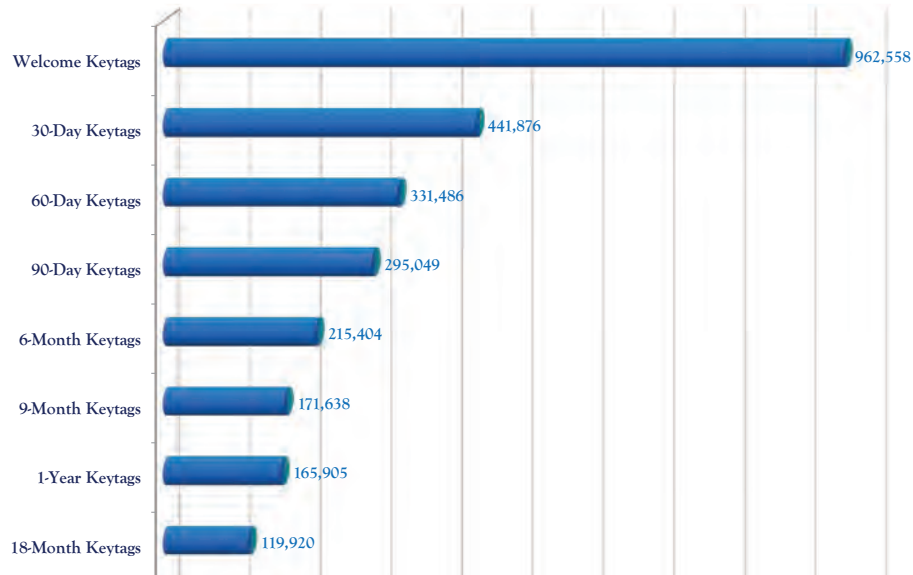




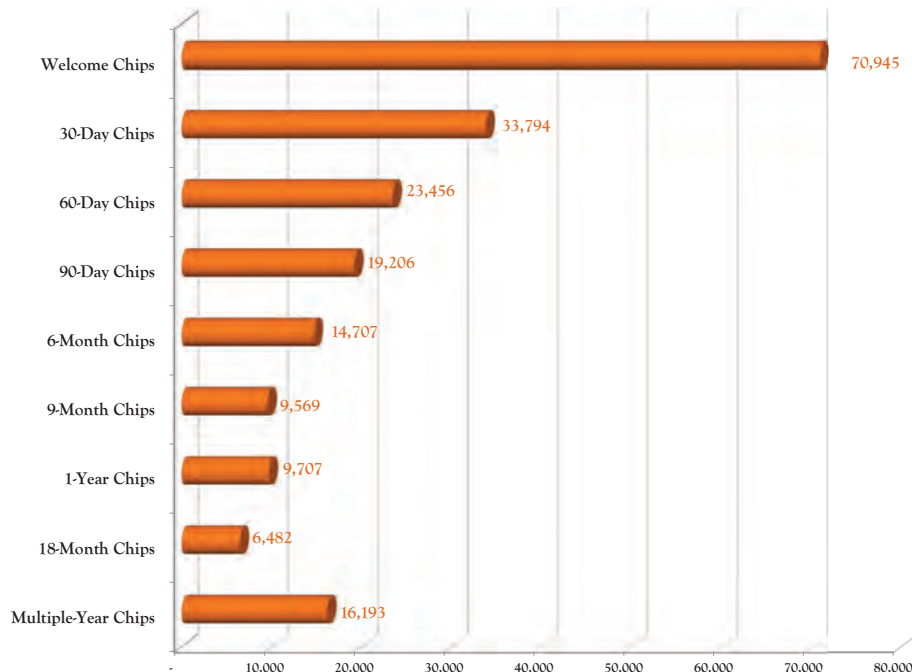
Chips and Keytags

The chips and keytags story has not changed much from last year to this year. The distribution numbers for each of these has dropped slightly since last year, with the only increases being in chips for 30 days, 60 days, and multiple years. Total distribution for all denominations remains over 3 million for keytags and over 2 million for chips.

2011–2012 Keytag Distribution



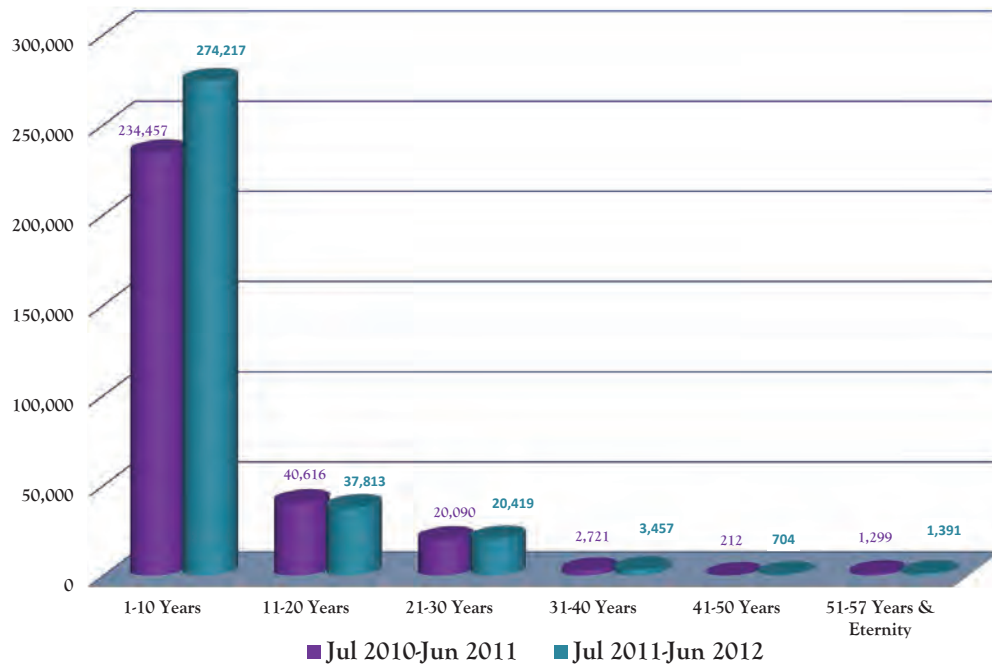
2011–2012 Chip Distribution





Medallions


Bucking the trend of all other inventory items, this year medallions showed an overall increase in distribution by over 12%. The most drastic change was in the 40–50-year range, which more than doubled! The only drop across the various ranges was in those between 11 and 20 years—if these medallion distribution numbers illustrate anything, it's that the lie is truly dead: We do recover!



Our Fellowship's Literature and Trademarks

Since 1993, NA World Services has been charged by the Fellowship of Narcotics Anonymous with sole responsibility for publishing Fellowship-approved literature and protecting NA copyrights and trademarks. The rights and responsibilities of this agreement are outlined by the *Fellowship Intellectual Property Trust*, and the guidelines found within it are also spelled out in simpler terms in the *NA Intellectual Property Bulletins*:

- *FIPT Bulletin #1: Internal Use of NA Intellectual Property*
- *FIPT Bulletin #2: Individual NA Member Use of Narcotics Anonymous Trademarks*
- *FIPT Bulletin #4: Reprinting NA Fellowship-approved Literature*



NA literature and logos belong to the NA Fellowship, and through the *FIPT*, the fellowship has made it a duty of NAWS to protect these trademarks and copyrights from intended or unintended misuse and abuse. It is important to keep in mind that concerns about NA copyrights and trademarks are not about money or control. The goal of the *FIPT* is to strike the proper balance between protecting the fellowship's property and the goal of providing useful resources and services to the fellowship. We are notified regularly by members, groups, and service bodies about infringements of fellowship copyrights. In some cases, members (and nonmembers) violate NA copyrights simply because they don't know any better. In other cases, people may not be happy with the decisions of the fellowship as a whole or may want to profit from misuse of NA property. When such issues are brought to our attention, we strive to resolve the matter as peaceably as we can. Every NA member can help us do the job we have been asked to do by not supporting any activities that misuse NA property.



Protecting the fellowship's trademarks is often more challenging because misuse is difficult for our members to identify, and because NA members love NA memorabilia! We have tried to learn from some of AA's experiences in no longer owning their triangle logo by ensuring that the NA name, logos, and service symbol continue to belong to, and their use is controlled by, the NA Fellowship. We have given broad parameters for any registered area or region to use the fellowship's trademarks, and have granted licenses to vendors. We do this because trademark law requires that we use the logo in all classes of trademark registrations or lose our ownership. By licensing a vendor to produce NA jewelry, for example, we retain control and ownership of the fellowship's trademarks for jewelry that we do not directly produce. Every member can help here by ensuring that merchandise purchased is produced by a registered service committee or a licensed vendor. It is also important to take care not to infringe on others' trademarks, for example, Harley Davidson logos and DC Comics' Superman or Batman logos.

As we reported last year, we must balance our desire to make literature available online with the need for a level of security in these electronic versions that is sufficient to prevent copyright infringement. We still have informational pamphlets available online in 42 languages, but we have removed the PDF versions of the Sixth Edition Basic Text, *Narcotics Anonymous*, and *It Works: How and Why* because we were not able to adequately protect the copyrights on those PDFs. NAWS has a responsibility under the *FIPT* to prevent misuse, and while some members have expressed dissatisfaction about no longer having access to the PDFs, we are still able to make foundational literature items such as the White Booklet and *An Introductory Guide to NA* available online, as these titles are not targeted for misuse in the same way that book-length literature is.

With the increasing demand for e-reader versions of book-length literature, we have been working for some time to be able to offer versions of our literature that will be compatible with many of the various e-reader devices available on the market today. At WSC 2012, two CAR motions were approved, changing the *FIPT* in order to allow NAWS to create "enhanced" electronic or digital versions, which may include things like audio clips or relevant hyperlinks to other NA materials and to allow NAWS to package various Fellowship-approved materials together in different ways. (An example of such bundling would be a Fourth Step thumb drive combining Fourth Step materials from the Basic Text, *It Works: How and Why*, the *NA Step Working Guides*, and IP #10, *Working Step Four in Narcotics Anonymous*, all in a single location.) While we have not yet made enhanced versions or bundled items available, we were able to release the Basic Text, *It Works: How and Why*, and *Sponsorship* in e-book format for Amazon Kindle and iTunes during this fiscal year. We look forward to providing other items in the near future.

The image shows a sample of a Form TX (Form 1041) for the 2012 tax year. The form is titled "Form TX (Form 1041) 2012" and includes instructions for taxpayers. It is divided into several sections, including "1. PERSONAL INFORMATION", "2. INCOME", "3. DEDUCTIONS", and "4. TAXES". The form is filled out with sample data, including names, addresses, and income figures. The form is a standard tax form used by the NA Fellowship for reporting income and deductions.

The World Convention of NA

As we reported in the previous annual report, the world convention returned to San Diego, CA, in 2011 for WCNA 34. That report provided a basic breakdown of expenses and income for that event, and a more detailed reporting can be found with our financials in this issue of the annual report, because the event took place within this fiscal year. We were very pleased with the outcome of WCNA 34 in terms of fellowship response and responsible use of NA funds, and we look forward to taking the best lessons from that event into our execution of WCNA 35 in Philadelphia, Pennsylvania, USA.

WCNA 35 will take place from 29 August to 1 September 2013. Over 13,000 members from 47 countries attended WCNA 34 in San Diego, and we expect that WCNA 35 will attract even more members. Knowing that the northeast corridor of the US is home to an incredibly large segment of the overall NA population around the world, we think the attendance at WCNA 35 could very well be record-breaking.

One of the most important lessons we have learned is that it is not prudent for NA World Services to plan a world convention for those who choose not to pre-register or not to register at

all. With this in mind, WCNA 34 was the first world convention to require a registration badge to gain entrance to the event, including workshops and meetings held in the convention center. Part of our planning strategy in San Diego was to ensure that there was enough space at the world convention for everyone who pre-registered and to provide ample space for newcomers and on-site registrations. We will continue this policy at WCNA 35 in Philadelphia.





Much like our previous experience in 2003, our partnership with the city of San Diego was a significant factor in the success of WCNA. Every member of the hospitality community—from the janitor to the CEO of the facilities and convention bureau—worked tirelessly on our behalf. We also had a capable and dedicated support committee in San Diego without whom the event could not have been the success it was. As we mentioned last year, these trusted servants truly represented the WCNA 34 theme “In the Spirit of Unity” as they carried out their responsibilities with grace, dignity, and unity of purpose. Coordinating over 2,000 volunteers is a monumental task, and our support committee did a wonderful job!

To demonstrate our commitment to making the world convention either break even or generate a profit, we have changed our planning. The cost and rotation of the world convention are topics we continue to evaluate and discuss. We recognize the challenges posed by current event costs, our members’ expectations, and past convention practices. The reality is that the world convention competes with well over 1,000 other NA events in the US annually. People are forced to make a decision, and with tougher economic times it seems an increasing number of members are choosing local events over WCNA.

With this in mind, our planning process revealed that every two years may be too often to hold the world convention. Our registration numbers at WCNA 34 in San Diego this past September seem to support this idea. Regardless of the number of registrations, we devote a tremendous amount of financial and human resources toward the world convention. These factors together seem to point to the wisdom of a less frequent world convention. By reducing the frequency of the world convention, we hope to make it more of a special occasion that members will prioritize.

In response to the motion in the 2012 *Conference Agenda Report*, the conference had a discussion about changing the rotation plan. As of WSC 2012, the convention was taking place every two years, and being held just once outside North America for every two conventions taking place within North America. The 2012 WSC adopted the rotation plan changes proposed in the CAR, and so the convention will now take place every three years, alternating each time between North America and outside of North America.

Future WCNA locations

2013 WCNA 35 Philadelphia, Pennsylvania	2021 WCNA 38 Asia/Middle East/Africa	2030 WCNA 41 North America
2015 WCNA 36 Rio de Janeiro, Brazil	2024 WCNA 39 North America	2033 WCNA 42 Central or South America
2018 WCNA 37 North America	2027 WCNA 40 Europe	



The mission of the
World Service Office is
to provide services and
support which facilitate the
continuation and growth
of Narcotics Anonymous
worldwide...

Staff and Offices

Between July 2011 and June 2012, a total of 61 staff members were employed by NA World Services in four service centers around the world. Forty-eight of those employees worked in the Chatsworth office.

NAWS – Chatsworth

19737 Nordhoff Place

Chatsworth, California 91311 USA

Tel: 818.773.9999

Fax: 818.700.0700

Website: www.na.org

Our main service center in Chatsworth, California, continues to serve as an important resource for our worldwide fellowship in a variety of ways. This branch is home to the executive and administrative staff responsible for providing support to the World Board and the World Service Conference. An integral part of that support is working closely with the board and workgroups to carry out conference projects. Other ongoing responsibilities coordinated

from this location include the production and distribution of NA literature and service materials, and the maintenance of NA's website, www.na.org. This location also serves as a centralized resource for members, groups, and service committees around the world by responding to phone calls, emails, and letters on a day-to-day basis.





NAWS – Europe

B-1050 Brussels, Belgium

Tel: +32.2.646.6012

Fax: +32.2.649.9239

Branch Office Manager

Paul Decock (paul@na.org)

Assistant:

Fred Renaux (fred@na.org)

The continent of Europe is a mosaic of cultures and languages, and that is why our challenge is still to be able to stock enough literature in the small warehouse at our European branch office to meet the needs of all communities. We currently maintain a stock of literature at this branch of 39 different languages. The bulk of the inventory is in European languages, but we also stock Farsi, Brazilian, and Hindi for European groups in those languages.

This branch office continues to distribute a substantial amount of free literature to emerging NA communities. Many of these communities are located in Central and Eastern Europe: Russia, Estonia, Lithuania, Latvia, Poland, Czech Republic, Ukraine, Bulgaria, Slovenia, Croatia, and Bosnia. In addition, this branch also ships free literature to places in Turkey, the Middle East, and North and East Africa.

Our European branch also serves as a point of contact for NA in Europe. While some members directly contact NA World Services in Southern California, some others find it easier to reach this branch office, which is able to provide basic support and information to groups, members, or institutions seeking information about NA.

In this last year, more and more communities have chosen to process donations to NAWS through our European account at WSO-Europe. We thank you for responding to our call for help in this challenging time. Your contributions make it possible for us to

maintain a service center and the same level of service to the European communities.

Finally, this branch office provides support to the zonal forum for the continent, the European Delegates Meeting. The EDM legal entity was established in Belgium, and NAWS staff provided assistance to them in opening and managing their bank account in Brussels.

NAWS – Canada

Mississauga, Ontario

Tel: 905.507.0100

Fax: 905.507.0101

Branch Office Supervisor

Jacquie Sullivan (jacquie@na.org)

Assistant:

Paul Sullivan

Not far from Toronto, Ontario, our Canadian literature storage and shipping facility in Mississauga continues to serve the needs of the Canadian NA communities. The increase in recent years of sales to the local NA groups is helping to stabilize its running expenses. The main function of the facility is accommodating the literature needs in Canada. The two employees at this distribution center work hard to ship all orders that are processed. They were able to attend WCNA 34 in San Diego this year and, for the very first time, visit the office in Chatsworth and meet with their Californian counterparts. We're very thankful for and proud of all their work, which makes it possible to get our message to those who need it in Canada.



NAWS – Iran

PO Box 14665-3115

Tehran, Iran

Telefax: +98 21 886 816 52

Branch Office Manager

Siamak Khajeian (siamak@na.org)

Other employees:

Amir Bondar, Farhad Fallah,

Mehrdad Naseri, Hossein Nematzadeh,

Farhad Pourshehi (farhad@na.org),

Reza Tavakoli, Payam Yazdani

Maintaining a literature production and distribution center in the capital of Iran has been the most effective solution to serve the needs of the most rapidly growing NA community in the world. In addition to the production and distribution of NA literature and merchandise, this branch also translates and distributes *The NA Way Magazine* in Farsi. The manager of this center coordinated the establishment of the facility. He has the assistance of seven employees, with whom he continues to work very hard to produce and distribute literature to the Iranian NA community. This year we moved offices and obtained a separate warehouse to meet our growing needs. The staff's enthusiasm and dedication contribute to the ongoing success of this venture and the strength of NA in Iran.

As we have mentioned before, the phenomenon of NA in Iran cannot easily be explained in any report. It seems to be a combination of a number of factors: culture, need, little focus on drug replacement therapies by the government and professionals, a spirit of service, an effective chain of communications that reaches the individual member, a service structure that was designed by the region to serve the common welfare, and relentless public relations. With nearly 17,000 meetings as of WSC 2010 (up from roughly 15,000 meetings in October 2008), they continue to do

more public relations than any community we are aware of. While we do not believe that other NA communities can duplicate what has happened in Iran, there is much we can learn from them about service efforts and PR. The distribution charts in this report are a clear illustration of just how many addicts in Iran have the opportunity to hear the NA message.

NAWS – India

Bangalore, India

Part-time Shipper

Pramila Dias

As freight and material prices have risen over the last decade, we've had to ponder ways to decrease the freight overhead and consider local production options. In the case of India, specifically, and South Asia in general, literature distribution has been especially difficult because these communities are so far away from our other distribution centers. In 2008, we opened a distribution center in Bangalore, India, to accommodate the NA communities there and throughout Asia, as much as is fiscally feasible. These communities have benefited greatly from being able to receive literature much sooner and in greater quantities than before, and the costs to NAWS have been substantially reduced. Coupled with local production of items such as books, IPs, and key-tags, NAWS-India plays a significant role in furthering our vision.



NA World Services Staff

July 2011 – June 2012
Chatsworth, California, USA

Administration

Executive Director

Anthony Edmondson (anthony.e@na.org)

Assistant Executive Director

Becky Meyer (becky@na.org)

Executive Assistants

Eileen Perez (eileen@na.org)

Elaine Wickham (elaine@na.org)

Human Resources Manager

Roberta Tolkman (roberta@na.org)

Administrative Assistant, Human Resources

Keri Kirkpatrick (keri@na.org)

Receptionist

Cammy Klein (cammyk@na.org)

Public Relations Manager

Jane Nickels (jane@na.org)

Administrative Assistant, Public Relations

Colin Severeid (colin@na.org)

Director of Communications

Travis Koplow (travis@na.org)

Editor, *The NA Way Magazine*

De Jenkins (de@na.org)

Project Coordinator

Chris Corning (chris@na.org)

Bob Jordan

Writer/Editors

Nick Elson (nick@na.org)

Becky Jamison

Administrative Assistants

Shane Colter (shane@na.org)

Johnny Lamprea (johnny@na.org)

Asset Management

Comptroller and Team Leader

Debbie Hall (debbie@na.org)

Staff Accountant

John Lee

Accounting Supervisor

Sylvia Cordero (sylvia@na.org)

Accounting Assistants

Rochelle Medina (rochelle@na.org)

Liz Stafford

Customer Service Representatives

Arthur Carbajal (arthur@na.org)

Peggy Labon (peggy@na.org)

Pam Martin (pam@na.org)

Purchasing Assistant

Jeannie LaMalfa

Warehouse Manager

Vince Alcala (vince@na.org)

Shippers

Adrian Aguilar (adrian@na.org)

Johnny Czifra (johnny_c@na.org)

Hugo Ramirez (hugo@na.org)



Information Technology

IT Manager

Stephan Lantos (stephan@na.org)

IT Supervisor

Kora Nagy (kora@na.org)

Database Administrator

Lori Dunnell (lori@na.org)

IT Team Assistant

Juan Trejo (juan@na.org)

Fellowship Services

Team Leader

Steve Rusch (stever@na.org)

Administrative Assistant

Cindy Votaw (cindy@na.org)

Team Assistants

Daniela Abravaya (daniela@na.org)

Linda DeLeo (linda@na.org)

Toni Grove (toni@na.org)

Elizabeth Allison Osborne (alli@na.org)

Marla Sutton (marla@na.org)

Production

Production Manager

Fatia Birault (fatia@na.org)

Graphic Arts Technician

David Mizrahi (david@na.org)

Production Assistant

Esperanza Lemos (esperanza@na.org)

Translations

Translations Manager

Uschi Mueller (uschi@na.org)

Team Assistants

Ted Ines

Ken O'Neil (ken@na.org)

Eric Swidler (eric@na.org)

New Staff

Elizabeth Allison (Alli) Osborne

Marla Sutton

Departing Staff

Ted Ines

Becky Jamison

Bob Jordan

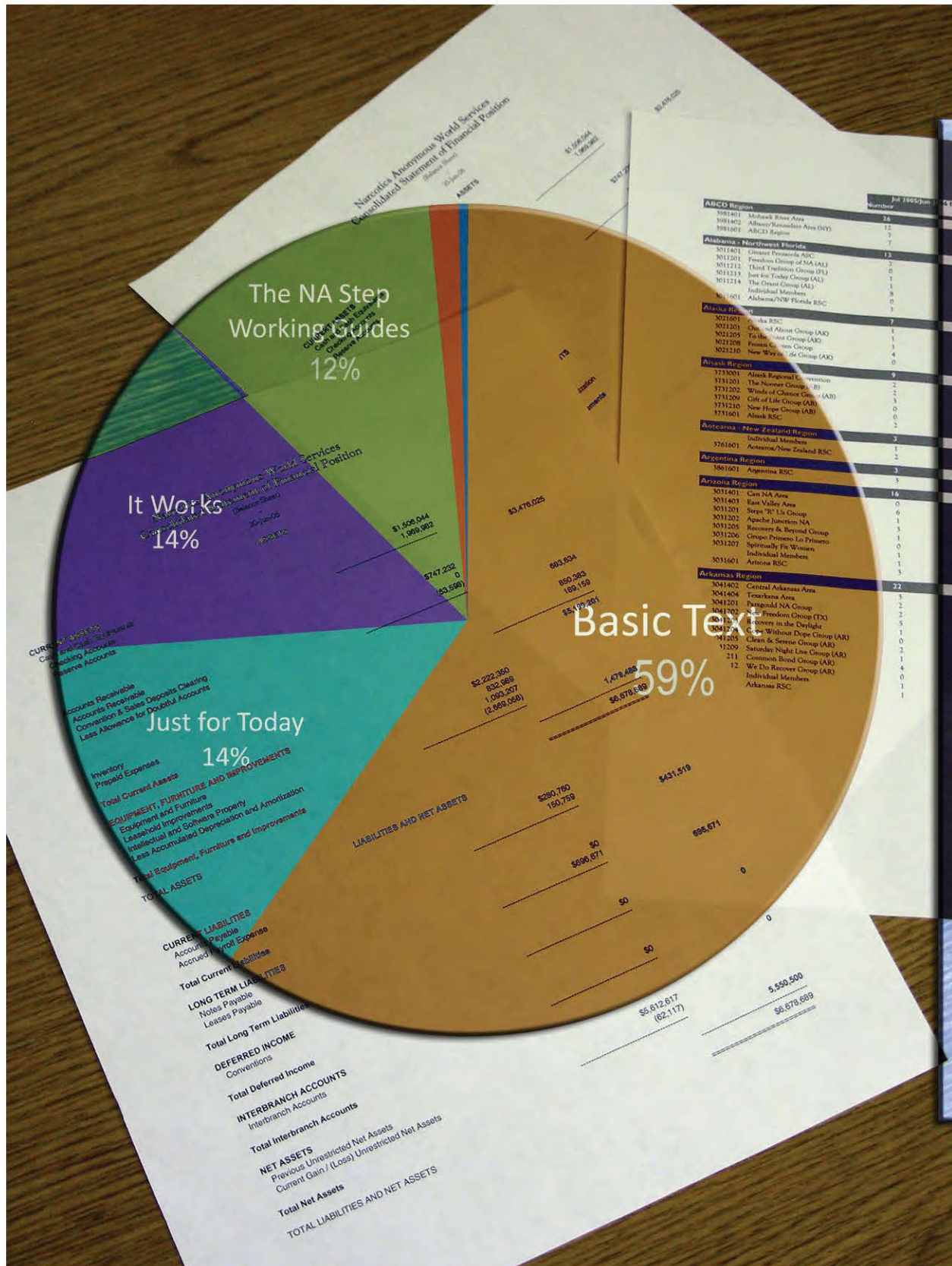
John Lee

Liz Stafford

In Memoriam

On 25 January 2013, Jeannie LaMalfa passed away after a period of illness. Jeannie's relationship with Narcotics Anonymous began when she played a role in the printing of the First Edition Basic Text in 1982. Jeannie had a longstanding passion for the NA message and eventually came to work for NA World Services, almost reaching 20 years of employment before discovering her illness in late 2012. She will be missed by us all.





Financial Reports

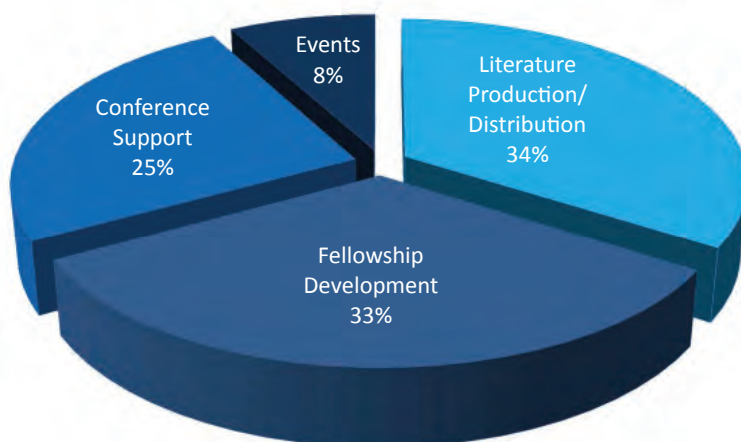
This section of the annual report is broken into three parts: consolidated statement of financial position and consolidated statement of activities, independent auditors' report, and contributions report.

The **consolidated statement of financial position** (SoFP) and **consolidated statement of activities** (SoA), also known as the "balance sheet" and "income statement," respectively, provide a report on the financial activity of NA World Services during the fiscal year. The SoFP, or balance sheet, gives a simple breakdown of the current assets and liabilities of NAWS in financial terms. The SoA, or income statement, provides a breakdown of the total income and expense for all branches of NAWS compared to the budget adopted at WSC 2010 and broken down in the categories shown in the chart. Under each set of expenses, we include costs for accounting, personnel, overhead, and technology. These are expenses that cannot be attributed directly to any of the specific areas of activity. They are budgeted and allocated (distributed) according to a calculated fixed percentage across the four activity areas. The allocated percentage is based on three factors: the number of personnel devoted to the activity, the approximate number of labor hours, and the amount of physical office space required by the activity and estimated for the two-year budget cycle.

The **independent auditors' report** is provided by an outside firm that conducts a professional audit of NAWS' financial reports and practices. NAWS contracts with an independent auditor to conduct

this annual review of all of our financial activity for each fiscal year as well as to perform random forensic (spot) checks. These forensic checks review and verify our internal controls and internal financial practices. In order to comply with legal requirements, we have an Audit Committee comprised of some members of the Business Plan Group. Consistent with normal accounting practice, this workgroup is independent of specific NAWS management control and operates on behalf of the Board.

Percentage of Expense for 2011–2012



The references to specific line items and expenses are shown differently in the NAWS income statement and the independent auditor's report. But they do show, within a few dollars the same income and expense, serving as the outside or impartial verification of our financial reporting for this fiscal year.

Finally, the **fellowship contributions report** is a report on the contributions received by NA World Services throughout the fiscal year from the NA Fellowship, broken down by region and/or country.



Narcotics Anonymous World Services
Consolidated Statement of Financial Position
 Balance Sheet – For the Twelve Months Ending 30 June 2012

ASSETS	
CURRENT ASSETS	
Cash and Cash Equivalents	
Checking Accounts and Money Market	\$1,052,503
Reserve Accounts	836,668
Total Accessable Cash for Operations	\$1,889,171
Cash in Iran	234,124
Reserve for WCNA	0
Cash Total	\$2,123,295
Accounts Receivable	
Accounts Receivable	\$970,880
Convention & Conference Clearing Accounts	7,126
Less Allowance for Doubtful Accounts	(116,848)
Receivable Total	861,158
Inventory	1,190,730
Prepaid Expenses and Sales Deposits	164,153
WCNA Deposits and Prepaid Expenses	12,500
Total Current Assets	\$4,351,837
EQUIPMENT, FURNITURE AND IMPROVEMENTS	
Equipment and Furniture	\$1,244,327
Leasehold Improvements	911,641
Intellectual and Software Property	1,678,649
Less Accumulated Depreciation and Amortization	(3,290,580)
Total Equipment, Furniture and Improvements	544,037
TOTAL ASSETS	\$4,895,873
LIABILITIES AND NET ASSETS	
CURRENT LIABILITIES	
Accounts Payable	\$232,545
Accrued Payroll Expense	181,832
Total Current Liabilities	\$414,377
LONG TERM LIABILITIES	
Notes Payable	\$0
Leases Payable	\$0
Total Long Term Liabilities	0
DEFERRED INCOME	
Conventions	\$0
Total Deferred Income	0
NET ASSETS	
Previous Unrestricted Net Assets	\$4,480,024
Current Gain / (Loss) Unrestricted Net Assets	1,473
Total Net Assets	4,481,496
TOTAL LIABILITIES AND NET ASSETS	\$4,895,873



Narcotics Anonymous World Services Consolidated Statement of Activities

Income Statement – For the Twelve Months Ending 30 June 2012

	<u>YTD ACTUAL</u>	<u>BUDGET</u>	<u>VARIANCE</u>
INCOME			
RECOVERY LITERATURE INCOME			
BASIC TEXT: Hardcover English	\$1,989,628	\$3,059,138	(\$1,069,510)
BASIC TEXT: Translated	255,289	175,881	79,408
BASIC TEXT: Softcover	869,049	766,947	102,102
JUST FOR TODAY	850,145	909,993	(59,848)
IT WORKS: HOW & WHY	606,864	688,735	(81,871)
SPONSORSHIP BOOK	29,478	48,686	(19,208)
STEP WORKING GUIDES	675,523	741,529	(66,006)
LITERATURE INCOME (IRAN)	579,508	1,066,058	(486,550)
OTHER RECOVERY LITERATURE	1,308,575	1,573,531	(264,956)
Subtotal	\$7,164,059	\$9,030,498	(\$1,866,439)
OTHER INVENTORY INCOME			
MEDALLIONS	\$757,046	\$755,940	\$1,106
KEY TAGS & CHIPS	1,116,902	1,150,741	(33,839)
NON-FIPT INFORMATION BOOKLETS	63,614	89,367	(25,753)
HANDBOOKS	52,466	60,821	(8,355)
SPECIALTY ITEMS	86,878	44,656	42,222
AUDIO MATERIALS	264	2,036	(1,772)
GROUP/AREA MATERIALS	227,889	130,488	97,401
MIRACLES HAPPEN	37,498	41,275	(3,777)
Subtotal	\$2,342,557	\$2,275,324	\$67,233
SHIPPING	\$489,049	\$492,645	(\$3,596)
DISCOUNTS	(1,244,441)	(1,492,840)	248,399
DEVELOPMENTAL SUBSIDIES & ALLOWANCES	(171,838)	(209,468)	37,630
Subtotal	(\$927,230)	(\$1,209,663)	\$282,433
Gross Literature Income (less discounts)	\$8,579,386	\$10,096,160	(\$1,516,774)
Gross Literature Income (without IRAN)	7,999,878	9,030,101	(1,030,223)
RECOVERY LITERATURE COST OF GOODS			
BASIC TEXT: Hardcover English	\$388,902	\$536,346	(\$147,444)
BASIC TEXT: Translated	38,441	30,799	7,642
BASIC TEXT: Softcover	116,091	111,541	4,550
JUST FOR TODAY	93,382	95,953	(2,571)
IT WORKS: HOW & WHY	101,710	107,069	(5,359)
SPONSORSHIP BOOK	6,043	11,432	(5,389)
STEP WORKING GUIDES	83,391	101,211	(17,820)
LITERATURE PRODUCTION (IRAN)	385,688	714,787	(329,099)
OTHER RECOVERY LITERATURE	204,148	311,743	(107,595)
Subtotal	\$1,417,796	\$2,020,881	(\$603,085)



Narcotics Anonymous World Services Consolidated Statement of Activities

Income Statement – For the Twelve Months Ending 30 June 2012

	<i>YTD ACTUAL</i>	<i>BUDGET</i>	<i>VARIANCE</i>
OTHER INVENTORY COST OF GOODS			
MEDALLIONS	\$166,461	\$167,955	(\$1,494)
KEY TAGS & CHIPS	237,759	248,337	(10,578)
NON-FIPT INFORMATION BOOKLETS	18,141	12,723	5,418
HANDBOOKS	18,387	18,747	(360)
SPECIALTY ITEMS	31,763	12,812	18,951
AUDIO MATERIALS	295	542	(247)
GROUP/AREA MATERIALS	58,448	36,917	21,531
MIRACLES HAPPEN	5,283	4,245	1,038
INVENTORY ADJUSTMENT	0	0	0
Subtotal	\$536,537	\$502,279	\$34,258
Total Cost of Goods	\$1,954,333	\$2,523,159	(\$568,826)
Total Cost of Goods without IRAN	1,568,645	1,808,372	(239,727)
Net Literature Income	\$6,625,053	\$7,573,000	(\$947,947)
Net Literature Income without IRAN	6,431,233	7,221,730	(790,497)
FELLOWSHIP DONATIONS			
BREAKDOWN BY DONOR TYPE			
Members	\$44,365	\$11,487	\$32,878
Groups	76,307	70,111	6,196
Areas	119,983	137,872	(17,889)
Regions	334,701	515,627	(180,926)
Events/Conventions	20,179	33,196	(13,017)
Unity Day	20,872	19,498	1,374
Zonal & Other Forums	50,453	3,373	47,080
Total Donations	\$666,860	\$791,164	(\$124,304)
MISCELLANEOUS INCOME			
LICENSED VENDOR PAYMENTS	\$20,150	\$25,245	(\$5,095)
INTEREST	6,740	14,280	(7,540)
MISCELLANEOUS	(2,919)	0	(2,919)
INTERBRANCH	0	0	0
Total Miscellaneous Income	\$23,971	\$39,525	(\$15,554)
OPERATING INCOME (Not including event specific)	\$7,315,884	\$8,403,689	(\$1,087,805)
OPERATING INCOME (Not including IRAN)	7,122,064	8,052,419	(930,355)



Narcotics Anonymous World Services Consolidated Statement of Activities

Income Statement – For the Twelve Months Ending 30 June 2012

	<i>YTD ACTUAL</i>	<i>BUDGET</i>	<i>VARIANCE</i>
EXPENSE			
LITERATURE PRODUCTION & DISTRIBUTION			
FIXED OPERATIONAL EXPENSES			
MARKETING	\$2,096	\$71,371	(\$69,275)
IN HOUSE PRODUCTION (not included in Cost of Goods)	71,747	59,307	12,440
TRANSLATIONS (not included in Cost of Goods)	30,530	70,071	(39,541)
LITERATURE DISTRIBUTION (IRAN)	124,417	37,385	87,032
SHIPPING	573,422	521,220	52,202
BUSINESS PLAN WORK GROUP	\$5,239	\$19,057	(\$13,818)
LEGAL	3,314	19,204	(15,890)
LITERATURE PRODUCTION & DISTRIBUTION TRAVEL	4,127	10,000	(5,873)
ACCOUNTING	14,075	12,674	1,401
PERSONNEL (Includes amount budgeted to variable projects)	1,159,736	1,162,329	(2,593)
OVERHEAD	493,009	574,319	(81,310)
TECHNOLOGY	109,529	44,584	64,945
Total Literature Production & Distribution	\$2,591,241	\$2,601,521	(\$10,280)
Total Literature Production & Distribution without IRAN	2,466,824	2,564,136	(97,312)
WORLD SERVICE CONFERENCE SUPPORT			
FIXED OPERATIONAL EXPENSES			
PUBLICATIONS	\$22,156	\$47,362	(\$25,206)
WORLD SERVICE CONFERENCE BI-ANNUAL MEETING	461,705	433,000	28,705
WORLD BOARD	242,961	248,171	(5,210)
HUMAN RESOURCE PANEL	16,639	14,239	2,400
WSC CO-FACILITATOR	2,251	4,040	(1,789)
ACCOUNTING	9,107	8,201	906
PERSONNEL (Includes amount budgeted to variable projects)	750,417	752,095	(1,678)
OVERHEAD	319,759	371,618	(51,859)
TECHNOLOGY	73,950	28,849	45,101
Subtotal	\$1,898,945	\$1,907,575	(\$1,907,575)
VARIABLE OPERATIONAL EXPENSES			
LEADERSHIP ORIENTATION MATERIAL	0	10,000	(10,000)
FELLOWSHIP ISSUE DISCUSSIONS	0	12,500	(12,500)
SERVICE SYSTEM	5,773	75,000	(69,227)
BOOK LENGTH PIECE - TRADITIONS	0	0	0
MEMBER EXPERIENCE PROJECT	0	2,000	(2,000)
FINISHED WSC PROJECTS	0	5,000	(5,000)
Subtotal	\$5,773	\$104,500	(\$98,727)
Total World Service Conference Support	\$1,904,718	\$2,012,075	(\$107,357)



Narcotics Anonymous World Services Consolidated Statement of Activities

Income Statement – For the Twelve Months Ending 30 June 2012

	<i>YTD ACTUAL</i>	<i>BUDGET</i>	<i>VARIANCE</i>
FELLOWSHIP DEVELOPMENT			
FIXED OPERATIONAL EXPENSES			
PUBLICATIONS	\$70,003	\$170,269	(\$100,266)
FELLOWSHIP SUPPORT	226,434	346,882	(120,448)
PUBLIC RELATIONS	57,800	127,021	(69,221)
DEVELOPMENTAL LITERATURE	317,716	426,252	(108,536)
ARCHIVES & INFORMATION MANAGEMENT	0	9,180	(9,180)
ACCOUNTING	14,075	12,674	1,401
PERSONNEL (Includes amount budgeted to variable projects)	1,159,736	1,162,329	(2,593)
OVERHEAD	564,010	574,319	(10,309)
TECHNOLOGY	109,529	44,584	64,945
Subtotal	\$2,519,303	\$2,873,510	(\$354,207)
VARIABLE OPERATIONAL EXPENSES			
PUBLIC RELATIONS DEVELOPMENT	\$562	\$43,000	(\$42,438)
SERVICE MATERIALS	0	16,250	(16,250)
Subtotal	\$562	\$59,250	(\$58,688)
Total Fellowship Development	\$2,519,865	\$2,932,760	(\$412,895)
EVENTS			
FIXED OPERATIONAL EXPENSES			
FUTURE (AND PRIOR) CONVENTIONS	\$43,417	\$49,335	(\$5,918)
LEGAL	0	0	0
ACCOUNTING	4,140	3,728	412
PERSONNEL (Includes amount budgeted to variable projects)	341,099	341,862	(763)
OVERHEAD	149,258	168,917	(19,659)
TECHNOLOGY	32,214	13,113	19,101
Total Events (Not including event specific)	\$570,128	\$576,955	(\$6,827)
TOTAL EXPENSE (Not including event specific)	\$7,585,952	\$8,123,312	(\$537,360)
TOTAL EXPENSE (Not including IRAN)	\$7,461,535	\$8,085,927	(\$624,392)
EXCESS REV/EXP (Not including event specific)	(\$270,068)	\$280,377	(\$550,445)
EXCESS REVENUE/EXPENSE (Not including IRAN)	(339,471)	(33,508)	(305,963)



Narcotics Anonymous World Services Consolidated Statement of Activities

Income Statement – For the Twelve Months Ending 30 June 2012

	<u>YTD ACTUAL</u>	<u>BUDGET</u>	<u>VARIANCE</u>
EVENT SPECIFIC			
EVENT SPECIFIC INCOME			
WCNA-34 INCOME			
REGISTRATION	\$1,106,874	\$1,213,000	(\$106,126)
SPECIAL EVENTS	483,270	754,500	(271,230)
NEWCOMER DONATIONS	28,282	0	28,282
MERCHANDISE	620,837	674,120	(53,283)
OTHER SALES	44,638	165,000	(120,362)
REBATES	6,020	0	6,020
Total Event Specific Income	\$2,289,921	\$2,806,620	(\$516,699)
EVENT SPECIFIC EXPENSE			
WCNA-34 EXPENSE			
REGISTRATION	\$368,938	\$514,900	(\$145,962)
SPECIAL EVENTS	420,732	558,600	(137,868)
PROGRAM	287,365	275,650	11,715
MERCHANDISE	548,060	474,812	73,248
FACILITIES	174,732	484,000	(309,268)
SUPPORT COMMITTEE	11,225	23,150	(11,925)
ADMINISTRATION	207,326	189,450	17,876
Total Event Specific Expense	\$2,018,378	\$2,520,562	(\$502,184)
Total Event Specific Excess Revenue/Expense	\$271,543	\$286,058	(\$14,515)
INCREASE (DECREASE) NET ASSETS	\$1,475	\$566,435	(\$564,960)
INCREASE (DECREASE) without IRAN	(\$67,928)	\$252,550	(\$320,478)



Independent Auditors' Report

To the World Board of
Narcotics Anonymous World Services, Inc.

We have audited the accompanying consolidated statements of financial position of Narcotics Anonymous World Services, Inc. (the "Organization") as of June 30, 2012, 2011 and 2010, and the related consolidated statements of activities, functional expenses and cash flows for the years then ended. These consolidated financial statements are the responsibility of the Organization's management. Our responsibility is to express an opinion on these consolidated financial statements based on our audits. We did not audit the financial statements of Payam Omega, (the official business name of the Iran service office) as of June 30, 2012 and 2011 and for the years then ended, which statements reflect total assets of \$580,651 and \$1,122,502 as of June 30, 2012 and 2011, respectively, and total revenues of \$193,820 and \$328,950, respectively, for the years then ended. Except as explained in the third paragraph, those statements were audited by other auditors whose report has been furnished to us, and our opinion, insofar as it relates to the amounts included for Payam Omega, is based solely on the report of the other auditors.

We conducted our audits in accordance with auditing standards generally accepted in the United States of America. Those standards require that we plan and perform the audit to obtain reasonable assurance about whether the consolidated financial statements are free of material misstatement. An audit includes examining, on a test basis, evidence supporting the amounts and disclosures in the financial statements. An audit also includes assessing the accounting principles used and significant estimates made by management, as well as evaluating the overall financial statement presentation. We believe that our audits and the report of the other auditors provide a reasonable basis for our opinion.

The opinion of the other auditors on the June 30, 2012 and 2011 financial statements of Payam Omega was qualified because they were not able to obtain information to support inventory in the amount of \$317,021 as of June 30, 2012 and \$492,185 as of June 30, 2011, and net assets of \$171,708 as of June 30, 2010.

In our opinion, based on our audits and the report of the other auditors, except for the effects of such adjustments, if any, as might have been determined to be necessary had the other auditors been able to satisfy themselves as to Payam Omega's inventory as of June 30, 2012 and 2011 and net assets as of June 30, 2010, the consolidated financial statements referred to in the first paragraph present fairly, in all material respects, the financial position of Narcotics Anonymous World Services, Inc. as of June 30, 2012, 2011 and 2010 and the changes in its net assets and its cash flows for the years then ended in conformity with accounting principles generally accepted in the United States of America.

Miller Kaplan Arase LLP
MILLER KAPLAN ARASE LLP

February 25, 2013

Mannon Kaplan, CPA
George Nadel Rivlin, CPA
Edwin Kanemaru, CPA
Kenneth R. Holmner, CPA
Douglas S. Waite, CPA
Donald G. Barrett, CPA
Catherine C. Gardner, CPA
Jeffrey L. Goss, CPA
Richard DeFronzo, JD
Joanna Bolsky, CPA
Ronald D. Chandler, CPA
Michael G. Kaplan, CPA
Michael J. Quackenbush, CPA
Edmond Avness, CPA
Crane Curran, CPA
Brian J. Harris, CPA
Gregory E. Klein, CPA
Linda Becker, MBA
Andrew B. Koski, MBA
Grant K. Miller, CPA
Barbara Kogen, CPA
Kerri B. Cohen, CPA

Stanley L. Miller, CPA (1921-95)
Paul Arase, CPA (Retired)

Los Angeles
4123 Lankershim Boulevard
North Hollywood, CA 91602
Tel: 818.769.2010

San Francisco
44 Montgomery Street
Suite 3701
San Francisco, CA 94104
Tel: 415.956.3600

Seattle
1700 7th Avenue
Suite 2100
Seattle, WA 98101
Tel: 206.826.7180

Portland
1200 NW Marshall Street
Suite 812
Portland, OR 97209
Tel: 971.255.0546

Las Vegas
330 East Warm Springs Road
Las Vegas, NV 89119
Tel: 702.315.4213

 **BAKER TILLY**
INTERNATIONAL



Narcotics Anonymous World Services
Consolidated Statements of Financial Position
Exhibit A

	<u>June 30, 2012</u>	<u>June 30, 2011</u>	<u>June 30, 2010</u>
Assets			
Current assets:			
Cash and cash equivalents	\$ 1,745,407	\$ 2,647,954	\$ 1,399,126
Investments - at fair value	385,014	386,073	470,582
Accounts receivable (net of allowance for uncollectible accounts of \$116,848, \$106,239, and \$84,512, respectively)	854,032	1,073,696	761,307
Publication inventory	1,190,730	1,378,442	1,111,155
Prepaid expenses	175,106	220,245	156,426
Total current assets	<u>4,350,289</u>	<u>5,706,410</u>	<u>3,898,596</u>
Property and equipment:			
Furniture and equipment	1,244,327	1,200,797	1,499,489
Leasehold improvements	911,641	889,860	883,491
	2,155,968	2,090,657	2,382,980
Less: accumulated depreciation and amortization	(1,984,515)	(1,940,180)	(2,292,381)
Total property and equipment - net	<u>171,453</u>	<u>150,477</u>	<u>90,599</u>
Other assets:			
Deposits	1,547	429,536	12,297
Trademarks, software and copyrights (net of accumulated amortization of \$1,306,064, \$1,223,363, and \$1,172,804, respectively)	372,584	354,973	375,936
Total other assets	<u>374,131</u>	<u>784,509</u>	<u>388,233</u>
Total assets	<u>\$ 4,895,873</u>	<u>\$ 6,641,396</u>	<u>\$ 4,377,428</u>
Liabilities and net assets			
Current Liabilities:			
Accounts payable	\$ 232,545	\$ 739,196	\$ 170,473
Accrued salaries, vacation and tax withholdings payable	181,832	221,540	260,837
Deferred convention revenue	-	1,200,624	-
Total current liabilities	<u>414,377</u>	<u>2,161,360</u>	<u>431,310</u>
Unrestricted net assets	<u>4,481,496</u>	<u>4,480,036</u>	<u>3,946,118</u>
Total liabilities and net assets	<u>\$ 4,895,873</u>	<u>\$ 6,641,396</u>	<u>\$ 4,377,428</u>

See accompanying notes to consolidated financial statements.



**Narcotics Anonymous World Services
Consolidated Statements of Activities
Exhibit B**

	Years Ended		
	June 30, 2012	June 30, 2011	June 30, 2010
Revenues, gains and other support:			
Sales of publications and program materials	\$ 8,581,430	\$ 9,411,732	\$ 8,995,088
Less: discounts and cost of sales	2,729,082	3,609,186	2,977,222
Net sales of publications and program materials	5,852,348	5,802,546	6,017,866
Convention registration and other revenue	2,289,960	-	979,551
Fellowship contributions	666,859	742,144	643,745
Interest	6,740	6,200	11,306
Other	21,611	29,049	22,963
Total revenues, gains and other support	8,837,518	6,579,939	7,675,431
Expenses:			
Literature production and distribution	1,782,572	1,783,768	1,723,056
World Service Conference support	1,865,846	1,447,619	1,982,314
Fellowship development	2,410,368	2,279,236	2,616,805
Events	2,622,409	471,733	1,669,827
	8,681,195	5,982,356	7,992,002
Depreciation and amortization expense	150,334	63,665	273,548
Gain (loss) on disposal of fixed assets	4,529	-	(125,766)
	154,863	63,665	147,782
Total expenses	8,836,058	6,046,021	8,139,784
Change in net assets	1,460	533,918	(464,353)
Unrestricted net assets:			
Beginning of year	4,480,036	3,946,118	4,410,471
End of year	\$ 4,481,496	\$ 4,480,036	\$ 3,946,118

See accompanying notes to consolidated financial statements.



Narcotics Anonymous World Services
Consolidated Statements of Functional Expenses
Exhibit C-1

	Year Ended June 30, 2012				
	Literature Production and Distribution	World Service Conference Support	Fellowship Development	Events	Total
Expenses:					
Salaries, wages and payroll taxes	\$ 970,220	\$ 627,790	\$ 970,220	\$ 336,888	\$ 2,905,118
Employee health benefits	131,903	85,349	131,903	38,794	387,949
Retirement contribution	22,775	14,736	22,775	6,698	66,984
Contract labor	2,047	1,326	2,047	602	6,022
Convention expense	-	-	-	2,061,836	2,061,836
Occupancy	221,474	143,306	221,474	65,139	651,393
Travel	1,091	2,958	1,207	321	5,577
Conferences	-	478,344	-	-	478,344
Worldwide workshops	-	-	85,920	-	85,920
Telephone	32,741	21,185	32,741	9,630	96,297
Postage	5,778	4,570	6,518	5,991	22,857
Office expense	31,661	20,486	31,661	9,312	93,120
Professional fees	85,075	15,463	23,898	7,029	131,465
Equipment leases	145,072	93,870	145,072	42,669	426,683
Computer expense	68,020	47,091	68,020	20,006	203,137
Insurance	20,650	13,361	20,650	6,074	60,735
Interest expense	1,092	706	1,092	321	3,211
Developmental literature	-	-	58,083	-	58,083
Free publications	-	22,155	70,003	-	92,158
Free literature	-	-	185,594	-	185,594
Currency conversion	-	-	70,266	-	70,266
Public relations	-	-	60,226	-	60,226
Workgroups	5,239	5,773	69	-	11,081
World board	-	242,961	-	-	242,961
Fellowship assistance	-	-	128,256	-	128,256
Website expense	26,886	17,397	26,886	7,908	79,077
Other operating expenses	10,848	7,019	45,787	3,191	66,845
	<u>1,782,572</u>	<u>1,865,846</u>	<u>2,410,368</u>	<u>2,622,409</u>	<u>8,681,195</u>
Depreciation and amortization	51,114	33,073	51,114	15,033	150,334
Loss on disposal	1,540	996	1,540	453	4,529
Total expenses	<u>\$ 1,835,226</u>	<u>\$ 1,899,915</u>	<u>\$ 2,463,022</u>	<u>\$ 2,637,895</u>	<u>\$ 8,836,058</u>

See accompanying notes to consolidated financial statements.



Narcotics Anonymous World Services Consolidated Statements of Functional Expenses Exhibit C-2

	Year Ended June 30, 2011				
	Literature Production and Distribution	World Service Conference Support	Fellowship Development	Events	Total
Expenses:					
Salaries, wages and payroll taxes	\$ 1,018,222	\$ 625,479	\$ 989,129	\$ 276,375	\$ 2,909,205
Employee health benefits	134,915	82,876	131,060	36,619	385,470
Retirement contribution	21,185	13,014	20,580	5,750	60,529
Contract labor	727	446	706	197	2,076
Convention expense	-	-	-	13,524	13,524
Occupancy	206,889	106,298	168,099	46,968	528,254
Travel	45	303	43	12	403
Conferences	-	7,826	-	-	7,826
Worldwide workshops	-	-	51,496	-	51,496
Telephone	30,051	18,460	29,193	8,156	85,860
Postage	7,516	5,335	7,300	3,540	23,691
Office expense	23,738	14,583	23,060	6,444	67,825
Professional fees	75,305	16,221	25,651	7,167	124,344
Equipment leases	149,129	91,608	144,869	40,478	426,084
Computer expense	46,770	30,846	45,434	12,694	135,744
Insurance	23,453	14,407	22,783	6,366	67,009
Developmental literature	-	-	77,812	-	77,812
Free publications	-	15,013	91,368	-	106,381
Free literature	-	-	240,140	-	240,140
Currency conversion	(14,729)	(9,048)	25,243	(3,998)	(2,532)
Public relations	-	-	72,862	-	72,862
Workgroups	18,397	217,221	601	-	236,219
World board	-	170,834	-	-	170,834
Fellowship assistance	-	-	28,988	-	28,988
Website expense	30,398	18,673	29,530	8,251	86,852
Other operating expenses	11,757	7,224	53,289	3,190	75,460
	1,783,768	1,447,619	2,279,236	471,733	5,982,356
Depreciation and amortization	22,283	13,688	21,646	6,048	63,665
Total expenses	\$ 1,806,051	\$ 1,461,307	\$ 2,300,882	\$ 477,781	\$ 6,046,021

See accompanying notes to consolidated financial statements.



Narcotics Anonymous World Services
Consolidated Statements of Functional Expenses
Exhibit C-3

	Year Ended June 30, 2010				
	Literature Production and Distribution	World Service Conference Support	Fellowship Development	Events	Total
Expenses:					
Salaries, wages and payroll taxes	\$ 1,026,254	\$ 664,047	\$ 1,026,254	\$ 301,839	\$ 3,018,394
Employee health benefits	126,911	82,119	126,911	37,327	373,268
Retirement contribution	23,780	15,387	23,780	6,994	69,941
Contract labor	2,495	1,615	2,495	734	7,339
Convention expense	-	-	-	1,164,640	1,164,640
Occupancy	177,133	103,973	160,685	47,260	489,051
Travel	-	2,295	-	-	2,295
Conferences	-	425,662	-	-	425,662
Worldwide workshops	-	-	142,412	-	142,412
Telephone	30,809	19,936	30,809	11,812	93,366
Postage	6,786	5,158	6,786	5,602	24,332
Office expense	34,783	22,994	34,783	10,230	102,790
Professional fees	72,821	17,576	27,163	9,569	127,129
Equipment leases	94,052	60,857	94,052	27,662	276,623
Computer expense	47,766	33,364	47,766	34,373	163,269
Insurance	18,560	12,009	18,560	5,459	54,588
Interest expense	25,839	16,719	25,839	7,600	75,997
Developmental literature	-	-	106,762	-	106,762
Free publications	-	43,828	171,212	-	215,040
Free literature	-	458	250,968	-	251,426
Currency conversion	-	-	47,231	(11,336)	35,895
Public relations	-	-	69,265	-	69,265
Workgroups	5,127	164,517	7,451	-	177,095
World board	-	270,427	-	-	270,427
Fellowship assistance	-	-	137,486	-	137,486
Website expense	19,154	12,394	19,154	5,634	56,336
Other operating expenses	10,786	6,979	38,981	4,428	61,174
	<u>1,723,056</u>	<u>1,982,314</u>	<u>2,616,805</u>	<u>1,669,827</u>	<u>7,992,002</u>
Depreciation and amortization	93,006	60,180	93,006	27,356	273,548
Gain on disposal	(42,760)	(27,668)	(42,760)	(12,578)	(125,766)
Total expenses	<u>\$ 1,773,302</u>	<u>\$ 2,014,826</u>	<u>\$ 2,667,051</u>	<u>\$ 1,684,605</u>	<u>\$ 8,139,784</u>

See accompanying notes to consolidated financial statements.



**Narcotics Anonymous World Services
Consolidated Statements of Cash Flows
Exhibit D**

	Years Ended		
	June 30, 2012	June 30, 2011	June 30, 2010
Cash flows from operating activities:			
Change in net assets	\$ 1,460	\$ 533,918	\$ (464,353)
Adjustment to reconcile change in net assets to net cash provided (used) by operating activities:			
Depreciation and amortization	150,334	63,665	273,548
(Gain) loss on disposal of fixed assets	4,529	-	(125,766)
(Increase) decrease in assets:			
Accounts receivable	219,664	(312,389)	152,606
Publication inventory	187,712	(267,287)	106,740
Prepaid expenses	45,139	(63,819)	(74,326)
Deposits	427,989	(417,239)	232,727
Increase (decrease) in liabilities:			
Accounts payable	(506,651)	568,723	(246,411)
Accrued salaries and withholdings payable	(39,708)	(39,297)	36,309
Deferred convention revenue	(1,200,624)	1,200,624	(517,787)
Net cash provided (used) by operating activities	(710,156)	1,266,899	(626,713)
Cash flows from investing activities:			
Purchases of investments	(441,095)	(22,019)	(11,307)
Proceeds from the sale of investments	442,154	106,528	395,975
Purchases of property and equipment	(71,007)	(47,513)	(36,471)
Purchases of leasehold improvements	(22,130)	(6,370)	(17,769)
Payments to secure copyrights and trademarks and purchase software	(100,313)	(48,697)	(61,378)
Net cash provided (used) by investing activities	(192,391)	(18,071)	269,050
Cash flows from financing activities -			
Repayment of capital lease obligations	-	-	(55,717)
Net increase (decrease) in cash and cash equivalents	(902,547)	1,248,828	(413,380)
Cash and cash equivalents:			
Beginning of year	2,647,954	1,399,126	1,812,506
End of year	\$ 1,745,407	\$ 2,647,954	\$ 1,399,126

Supplemental disclosures of cash flow information:

Interest paid during the years ended June 30, 2012, 2011 and 2010 amounted to \$3,211, \$0, and \$75,997, respectively.

In the year ended June 30, 2010, leased equipment with a net book value of \$399,066 was replaced and the related lease obligations, totaling \$544,084, were terminated.



Notes to Consolidated Financial Statement

Independent Auditors' Report Years Ended June 2012, 2011, and 2010

NOTE 1 - ORGANIZATION AND NATURE OF ACTIVITIES

Narcotics Anonymous World Services, Inc. (NAWS) was incorporated on January 25, 1977 and is headquartered in Chatsworth, California. In addition, NAWS operates a literature distribution facility in Toronto, Canada and offices in Brussels, Belgium, and Iran. NAWS' Iranian service office is known as Payam Omega. NAWS is a not-for-profit organization that provides communications and information for the Fellowship of Narcotics Anonymous (NA). NAWS achieves its purpose by maintaining correspondence with NA groups and service committees, by printing and distributing World Services Conference (WSC) approved literature, and by maintaining the archives and files of NA.

In 1993, NA established the Fellowship Intellectual Property Trust (the Trust). The Trust was established for the purpose of holding and administering all recovery material and other intellectual properties of NA. The Trust is included in the consolidated financial statements of NAWS as a result of common control.

NAWS is exempt from income tax under Section 501(c)(3) of the Internal Revenue Code and the California Revenue and Taxation Code. The Trust is also exempt under the applicable Internal Revenue Code and comparable California Revenue and Taxation Code. In addition, the Internal Revenue Service has determined that NAWS and the Trust are not private foundations within the meaning of Section 509(a) of the Internal Revenue Code. Therefore, no provision for Federal and state income taxes was made for either NAWS or the Trust.

NOTE 2 - SUMMARY OF SIGNIFICANT ACCOUNTING POLICIES

A. Consolidation Policy and Basis of Accounting

The accompanying consolidated financial statements include the accounts of NAWS and the Trust. Significant intercompany balances and transactions are eliminated in consolidation. The consolidated financial statements are prepared on the accrual basis of accounting.

B. Financial Statement Presentation

Under U.S. generally accepted accounting principles (GAAP) not-for-profit organizations are required to report information regarding financial position and activities according to three classes of net assets: unrestricted net assets, temporarily restricted net assets and permanently restricted net assets. As of June 30, 2012, 2011 and 2010, NAWS held no temporarily or permanently restricted net assets.

C. Cash and Cash Equivalents

NAWS considers all funds held in checking, savings and money market accounts to be cash and cash equivalents. Short term investments with initial maturities of 30 days or less are also considered cash equivalent.

D. Investments

NAWS investments are reported at fair value. Investments include certificates of deposit, equities and government securities. See Note 5.

E. Publication Inventory

Publications and other items held for resale are included in inventory and are carried at the lower of cost or market, with cost determined by the first-in, first-out method.



NOTE 2 - SUMMARY OF SIGNIFICANT ACCOUNTING POLICIES (Continued)

F. Property and Equipment

Leasehold improvements and furniture and equipment are stated at cost. Major additions are capitalized while replacements, maintenance and repairs that do not improve or extend the useful life of the asset are expensed. Depreciation is computed using the straight-line method over the estimated useful lives of the related assets, which are as follows:

Leasehold improvements	5 years
Furniture and equipment	5 - 10 years

Depreciation expense for the years ended June 30, 2012, 2011, and 2010 amounted to \$67,633, \$13,106 and \$171,942, respectively.

G. Trademarks and Copyrights

The cost of acquiring and defending copyrights and trademarks is capitalized and is amortized over the approximate economic life of the copyright or trademark, which is estimated to be ten years. The cost of computer software is also capitalized and amortized over a period of seven years. Amortization expense for the years ended June 30, 2012, 2011 and 2010 amounted to \$82,701, \$50,559 and \$101,606, respectively.

H. Accounts Receivable and Allowance for Doubtful Accounts

Accounts receivable are reported net of an allowance for doubtful accounts. The allowance is based on management's estimate of the amount of receivables that will actually be collected. Management estimates uncollectible accounts based on the age of the receivable and other factors.

I. Translation of Foreign Financial Statements

Financial operations in Canada, Europe and the Middle East are translated throughout the year to United States dollars. Gains or losses resulting from translating foreign currency financial statements are recorded in the consolidated statements of activities.

J. Estimates

The preparation of financial statements in conformity with accounting principles generally accepted in the United States of America requires management to make estimates and assumptions that affect certain reported amounts and disclosures in the financial statements. Actual results could differ from those estimates.

K. Functional Allocation of Expenses

Based on estimates developed by management, 2012, 2011, and 2010 program service costs totaled \$7,952,452, \$5,441,419 and \$7,325,806, management and general costs totaled \$883,606, \$604,602 and \$813,978, respectively.

L. Tax Status

NAWS has adopted guidance on accounting for uncertainty in income taxes issued by the Financial Accounting Standards Board. Management believes that NAWS has taken no uncertain tax positions that require adjustment to the financial statements to comply with the provisions of this guidance. Information returns for years subsequent to June 30, 2008 (2007 for state returns) are subject to examination by authorities.



NOTE 2 - SUMMARY OF SIGNIFICANT ACCOUNTING POLICIES (Continued)

M. Reclassifications

Certain 2010 and 2011 amounts have been reclassified to conform to the 2012 presentation.

NOTE 3 - RETIREMENT PLAN

NAWS maintains a qualified defined contribution retirement plan, which covers all employees. Under the terms of the plan, employees may elect to contribute pre-tax earnings up to the maximum allowable amount. NAWS matches deferrals of up to 5% of compensation based on the employee's number of years of service. NAWS contributions totaled \$66,984, \$60,529 and \$69,941 for the years ended June 30, 2012, 2011 and 2010, respectively.

NOTE 4 - OPERATING AND CAPITAL LEASES

NAWS has entered into capital lease agreements for the use of office equipment. The total value of the equipment under capital leases as of June 30, 2009 was \$776,560. These agreements were terminated and the equipment retired during 2010. Replacement equipment was obtained under a new agreement, which is treated as an operating lease in the accounting records. NAWS leases additional equipment and facilities under various operating leases.

The following is a schedule of future minimum rental payments required under operating leases that have initial or remaining noncancelable lease terms in excess of one year as of June 30, 2012:

<u>Year ending June 30,</u>	
2013	\$ 825,641
2014	815,781
2015	825,059
2016	573,373
2017	384,316
Thereafter	<u>367,479</u>
Total minimum payments required	<u>\$ 3,791,649</u>

Total payments made under the leases during the years ended June 30, 2012, 2011 and 2010 were \$720,697, \$655,245 and \$746,935 respectively.

NOTE 5 - INVESTMENTS

GAAP establishes a fair value hierarchy that prioritizes valuation inputs into three levels based on the extent to which inputs used in measuring fair value are observable in the market:

Level 1 – Inputs are quoted prices in an active market.

Level 2 – Inputs are quoted prices for similar instruments and model-based valuation techniques for which all significant assumptions are observable in the market or can be corroborated by observable market data.

Level 3 – Inputs are generally unobservable and typically reflect management's estimates of assumptions that market participants would use in pricing the asset or liability.

NOTE 5 - INVESTMENTS (Continued)

The following tables summarize investments based on the inputs used to value them:

June 30, 2012				
	Level 1	Level 2	Level 3	Total
Certificates of deposit	\$ -	\$ -	\$ 372,390	\$ 372,390
U.S. Government and Government Agency obligations	-	7,863	-	7,863
Equities	4,761	-	-	4,761
	<u>\$ 4,761</u>	<u>\$ 7,863</u>	<u>\$ 372,390</u>	<u>\$ 385,014</u>

June 30, 2011				
	Level 1	Level 2	Level 3	Total
Certificates of deposit	\$ -	\$ -	\$ 372,105	\$ 372,105
U.S. Government and Government Agency obligations	-	9,371	-	9,371
Equities	4,597	-	-	4,597
	<u>\$ 4,597</u>	<u>\$ 9,371</u>	<u>\$ 372,105</u>	<u>\$ 386,073</u>

June 30, 2010				
	Level 1	Level 2	Level 3	Total
Certificates of deposit	\$ -	\$ -	\$ 455,791	\$ 455,791
U.S. Government and Government Agency obligations	-	13,222	-	13,222
Equities	1,569	-	-	1,569
	<u>\$ 1,569</u>	<u>\$ 13,222</u>	<u>\$ 455,791</u>	<u>\$ 470,582</u>

The following tables reconcile the beginning and ending fair value of the Plan's Level 3 investments:

	Years Ended		
	June 30, 2012	June 30, 2011	June 30, 2010
Balance, July 1	\$ 372,105	\$ 455,791	\$ 415,338
Purchases/accrued interest	440,479	12,315	12,178
Sales/maturities	(440,194)	(96,001)	28,277
Balance, June 30	<u>\$ 372,390</u>	<u>\$ 372,105</u>	<u>\$ 455,791</u>

Level 1 investments comprise equities traded daily on an active exchange. Level 2 investments consist of government obligations valued based on trade prices for similar securities. Level 3 investments are certificates of deposit reported at cost, which approximates fair value.

**NOTE 6 - CONCENTRATIONS OF CREDIT RISK**

NAWS places its cash and cash equivalents with high quality financial institutions. Cash in U.S. banks was fully covered by the Federal Deposit Insurance Corporation (FDIC). Cash in Canadian accounts is insured up to \$100,000 (Canadian) per bank. Cash in other foreign accounts is not insured by the FDIC and totaled approximately \$350,000 as of June 30, 2012.

Assets reported in the statement of financial position as of June 30, 2012 include cash of approximately \$234,000 and publication inventory of approximately \$317,000 at Payam Omega. Due to current relations between Iran and the United States, it is unlikely that NAWS could transfer such assets out of Iran; accordingly their use is limited to Iranian operations.

NOTE 7 - EMPLOYMENT CONTRACT

NAWS has entered into an employment agreement with its Executive Director. The agreement provides for compensation and benefits and expires on December 31, 2013. Should the agreement be terminated by NAWS, certain amounts would be payable to the Executive Director as defined in the agreement.

NOTE 8 - SUBSEQUENT EVENTS

Management has evaluated subsequent events through February 25, 2013, the date these financial statements were available to be issued. There were no material subsequent events that require recognition or additional disclosure in these financial statements.

Invest in Our Vision

With each edition of the annual report, we provide a detailed list of the contributions members, groups, and service committees have sent us during the fiscal year. We organize the contributions by region for easy reference. Looking at the contribution figures as compared to the total expenses for fellowship services gives us a snapshot view of how far these fellowship contributions go in paying for the services we provide for and on behalf of our worldwide fellowship.

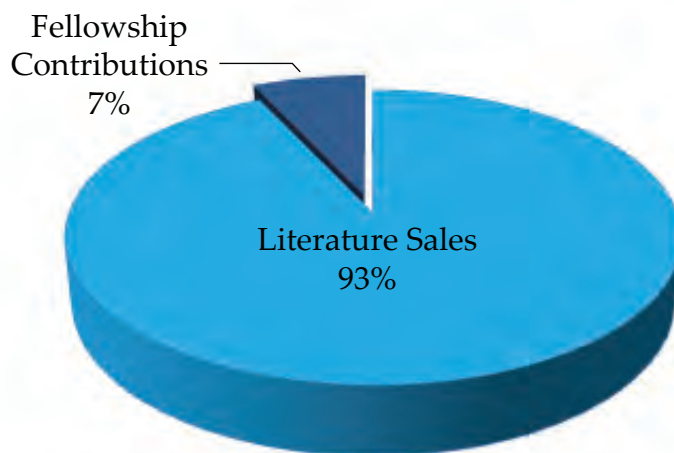
As most of our members understand, the fact that NA World Services, Inc. must operate as a business does not change the spiritual nature of our goals as an organization. This is supported by the approval of A Vision for NA Service at WSC 2010. While some organizations respond to the ongoing challenges posed by the global economic climate by cutting the level of services provided, the continued pursuit of our vision means continuing to provide the highest level of services we can.

As the following charts indicate, we have been able to make modest cuts without a serious reduction in the services we provide to the fellowship. The unfortunate reality is that we are not able to calculate the overall loss the fellowship sustains when we are unable to provide workshops for a developing NA community or when we are unable to have a presence at a public relations event. In some cases we are able to rely on local members to step up and fill those roles in our absence, but other times these unattended events simply represent missed opportunities. While we were able

to reduce expenses during this fiscal year, the coming year will include the rather considerable expenses associated with holding the World Service Conference. The conference is another area where we have sought to reduce expenses as much as possible, but the costs of holding any week-long event of this type can only be reduced so much.

The following table shows the total contributions we have received per group in recent years, as compared to the cost per group of services we provide

Percentage of Income for 2011-2012

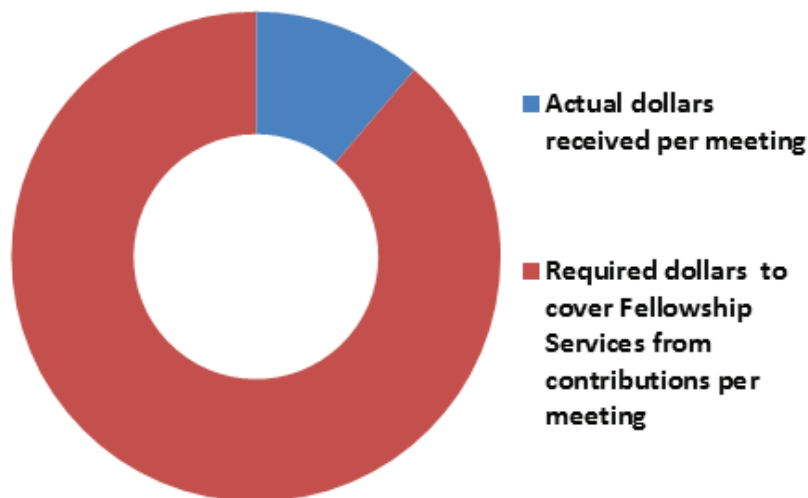




(i.e., WSC support and fellowship development expenses). These figures are meant to provide an idea of what it would take for our fellowship services to be funded entirely by fellowship contributions. With the size of the Iranian fellowship and the current political situation that makes contributions difficult, we are also offering the figures with Iran removed from the equation.

Annual WSC & Fellowship Development Expenses and Total Weekly Meetings Worldwide

Year	2008–2009	2009–2010	2010–2011	2011–2012	2011–2012 without Iran
Number of meetings worldwide (approx.)	53,038	58,039	58,039	61,888	43,693
Total contributions received from meetings worldwide	\$807,711	\$643,745	\$741,994	\$666,860	\$666,860
Contributions received per meeting worldwide	\$15.23	\$11.09	\$12.78	\$10.78	\$15.26
Cost to fund fellowship services (WSC support and fellowship development)	\$4,773,473	\$4,777,373	\$3,854,232	\$4,611,670	4,611,670
Dollars needed per meeting worldwide to cover fellowship services	\$90.00	\$82.31	\$66.41	\$74.52	\$105.55
Percentage of expenses currently covered by fellowship contributions	16.9%	13.5%	19.3%	14.5%	14.5%



About half of our fellowship is concentrated in the US and Canada, but about 80% of our contributions also come from NA groups and service bodies in that part of the world. Many NA communities outside of North America are still in early developmental stages or exist in places where the economic conditions prevent the possibility of making substantial financial contributions to the global fellowship anytime in the near future. With that in mind, we also provide figures regarding what it would take for groups in US/Canada to fully fund the services provided directly to the fellow-



ship by NAWS each year. These figures are noticeably higher, but when broken down to a monthly figure, this would amount to each group in the US and Canada contributing a little more than \$13 to NA World Services each month. Especially for well-off groups in the US and Canada, this figure does not seem too outrageous. Indeed, in recent years we have seen an uptick in the number of contributions coming directly from NA groups, which is a fund-flow model supported not just by the recently updated self-support pamphlets, but one that has been a part of Fellowship-approved NA literature since the mid-1990s.

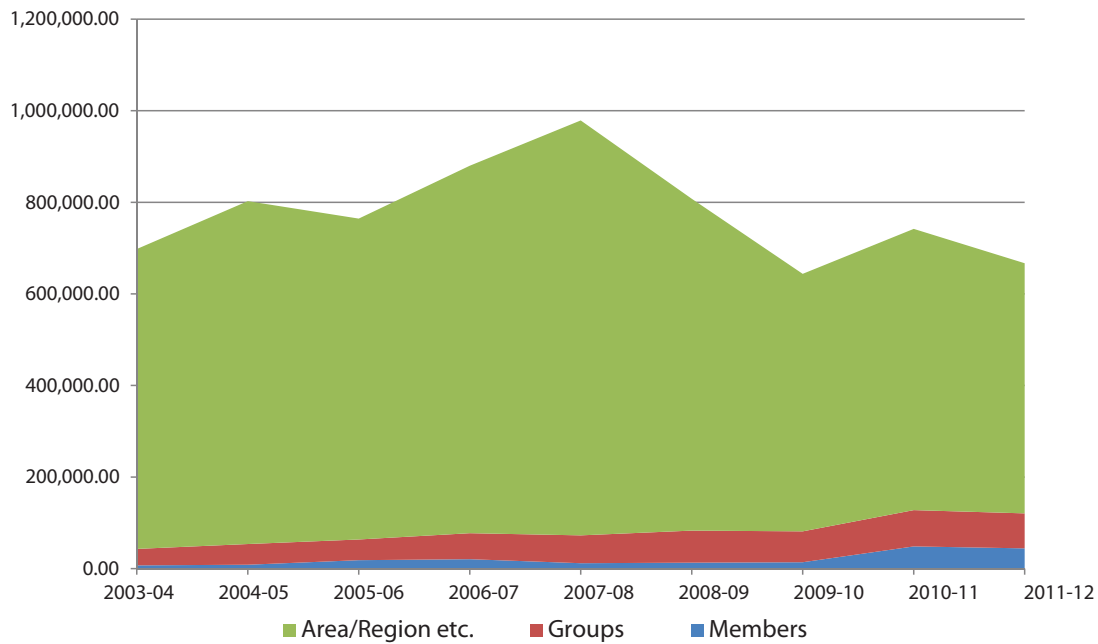
Annual WSC & Fellowship Development Expenses and Total US/Canada Meetings

Year	2008–2009	2009–2010	2010–2011	2011–2012
Number of meetings in US and Canada (approx.)	26,779	27,883	27,883	29,097
Contributions received from US and Canada	\$724,200	\$537,819	\$589,882	\$581,554
Contributions received per US and Canada meeting	\$27.04	\$19.32	\$21.19	\$19.99
Cost to fund fellowship services (WSC support and fellowship development)	\$4,773,473	\$4,777,373	\$3,854,232	\$4,611,670
Dollars needed per US/Canada meeting to cover fellowship services	\$178.25	\$171.64	\$138.48	\$158.55
Percentage of expenses currently covered by US/Canada contributions	15.2%	11.3%	15.6%	12.6%

As always, we encourage other service bodies to do what we have done here: calculate the cost of delivering effective services in your area or region and report those numbers to the local NA groups. The figures will be most helpful when broken down into meaningful numbers, such as the amount of contributions needed per group, per month, to keep the local service budget solvent. By providing members information about what it takes to make these services possible, we can help them see how the money they put in the basket is an investment in our vision.



Donation Trends 1995-2012



This chart illustrates the amount of fellowship contributions received over the past decade. The portion in green illustrates contributions coming from service committees of various types, which includes revenues from conventions, events, and merchandise sales. The portion in red shows contributions coming from NA groups, and blue from individual members. While contributions overall haven't rebounded much since the economic downturn, the portions of the total contributions received that are coming directly from groups and from individual members have been gradually increasing. As the self-support IPs approved in 2010 suggested, direct contributions to each level of service are a more reliable method for funding the NA service system. While it is slow to change our culture of contributions, this chart suggests that the culture has begun to shift a bit..

Regional Contributions

		Jul 2011/ Jun 2012 No. of Contributions	Jul 2011/ Jun 2012 Contributions	Jul 2010/ Jun 2011 Contributions
ABCD Region				
3981601	ABCD REGION (NY)	12	1,613.56	1,818.10
3981402	ALBANY/RENSSELAER AREA (NY)	1	183.76	524.86
3981401	MOHAWK RIVER AREA (NY)	1	47.63	38.39
	<i>ABCD Region Total:</i>	14	<u>1,844.95</u>	<u>2,381.35</u>
Alabama - Northwest Florida				
3011217	AGAINST THE ODDS GROUP OF NA	0	0.00	11.67
3011601	ALABAMA/NW FLORIDA RSC (AL)	3	4,582.48	365.00
3011216	EXPECT A MIRACLE (AL)	2	425.00	0.00
3011211	GRATITUDE GROUP OF NA (FL)	0	0.00	229.23
3011401	GREATER PENSACOLA ASC	1	1,465.61	500.00
	INDIVIDUAL MEMBERS	1	62.09	25.00
	<i>Alabama - Northwest Florida Total:</i>	7	<u>6,535.18</u>	<u>1,130.90</u>
Alaska Region				
3021601	ALASKA RSC (AK)	1	475.50	2,063.79
3021401	ANCHORAGE AREA (AK)	0	0.00	23.76
3021212	CLEAN MACHINE GROUP (AK)	0	0.00	50.00
3021213	OUR GRATITUDE SPEAKS (AK)	0	0.00	70.00
3021214	OUT TO LUNCH BUNCH (AK)	1	17.00	0.00
3021215	SO FRESH & SO CLEAN GROUP (AK)	1	20.00	0.00
3021202	WALK YOUR TALK GROUP (AK)	6	575.00	550.00
	<i>Alaska Region Total:</i>	9	<u>1,087.50</u>	<u>2,757.55</u>
Alaska Region				
3731601	ALSASK RSC (AB)	3	5,210.03	3,480.05
3731402	EANASC (AB)	0	0.00	3,511.22
3731218	EDMONTON NOONER (CAN)	1	400.00	400.00
3731204	JUST FOR TODAY GROUP (AB)	1	104.93	344.80
3731220	LIFE SAVERS MEETING (AB)	1	20.00	0.00
3731403	PEACE AREA (CAN)	1	791.36	0.00
3731213	SAFE PASSAGE TO RECOVERY (SK)	0	0.00	20.00
3731219	SURRENDER IN SYLVAN NA (CAN)	2	296.00	300.00
	<i>Alaska Region Total:</i>	9	<u>6,822.32</u>	<u>8,056.07</u>
Aotearoa - New Zealand Region				
3761601	AOTEAROA/NEW ZEALAND RSC (NZ)	2	5,200.00	1,881.74
	<i>Aotearoa - New Zealand Region Total:</i>	2	<u>5,200.00</u>	<u>1,881.74</u>
Argentina Region				
3861601	ARGENTINA RSC (ARG)	1	5,000.00	0.00
	<i>Argentina Region Total:</i>	1	<u>5,000.00</u>	<u>0.00</u>
Arizona Region				
3031202	APACHE JUNCTION NA (AZ)	2	68.78	137.54
3031219	ARIZONA OPTIONS FOR US (AZ)	2	48.00	0.00
3031601	ARIZONA RSC (AZ)	1	1,000.00	1,500.00
3031214	ARMOURY PARK TUES NIGHT (AZ)	0	0.00	20.00
3031211	CANDLELIGHT MEETING (AZ)	0	0.00	58.00
3031406	COMITE DE SERV AREA DESIERTO	1	200.00	0.00
3031220	DIVERSITY (AKA GLOB) AZ	9	181.47	0.00
3031222	DYNAMITE MENS GROUP (AZ)	4	95.00	0.00
3031210	DYNAMITE RECOVERY GROUP (AZ)	14	329.00	234.85
3031403	EAST VALLEY AREA (AZ)	4	633.00	276.91



		Jul 2011/ Jun 2012 No. of Contributions	Jul 2011/ Jun 2012 Contributions	Jul 2010/ Jun 2011 Contributions
<i>Arizona Region continued</i>				
	INDIVIDUAL MEMBERS	15	879.86	741.84
3031223	IT'S TIME GROUP (AZ)	2	140.10	0.00
3031215	MACCNA INC (AZ)	1	678.00	1,156.74
3031224	NORTHSIDE AT NOON (AZ)	1	460.00	0.00
3031205	RECOVERY & BEYOND GROUP (AZ)	0	0.00	200.00
3031221	REGARDLESS OF GROUP (AZ)	2	113.00	0.00
3031213	SAHUARITA SERENITY (AZ)	4	141.50	92.00
3031217	SATURDAY MORNING NA (AZ)	6	276.36	85.44
3031209	STEP IN TIME (AZ)	2	32.50	92.50
3031218	TALKING HEADS GROUP (AZ)	2	40.00	20.00
3031216	THE WAVE MEETING (AZ)	1	50.00	75.00
3031212	TURN THE PAGE GROUP (AZ)	6	196.18	117.30
	<i>Arizona Region Total:</i>	79	5,562.75	4,808.12
<i>Arkansas Region</i>				
3041601	ARKANSAS RSC (AR)	0	0.00	801.79
3041402	CENTRAL ARKANSAS AREA (AR)	0	0.00	2,075.31
3041405	FOOTHILLS UNITY AREA NARCOTICS	6	1,490.56	325.90
3041214	HIGHER POWERED GROUP (AR)	1	25.00	0.00
3041406	ORACNA (AR)	1	408.80	0.00
3041201	PARAGOULD NA GROUP (AR)	3	200.00	400.00
3041203	RECOVERY IN THE DAYLIGHT (AR)	10	412.08	566.53
3041213	WHO WE ARE (AR)	1	37.91	38.81
	<i>Arkansas Region Total:</i>	22	2,574.35	4,208.34
<i>Australia Region</i>				
3831601	AUSTRALIAN REGION (AUS)	3	10,764.50	18,935.25
	INDIVIDUAL MEMBERS	0	0.00	50.00
3831206	PRAHRAN STEPS & TRADITIONS (AU)	1	300.00	400.00
3831204	TOORAK TUESDAY NIGHT (AUS)	2	600.00	1,020.00
	<i>Australia Region Total:</i>	6	11,664.50	20,405.25
<i>Baja-son Region</i>				
3281401	AREA BAJA CACHANILLA	0	0.00	95.00
3281404	AREA BAJA PACIFICO	0	0.00	25.00
3281403	AREA EL ESTADO	0	0.00	51.00
3281402	AREA PUERTO ENSENADA	0	0.00	42.00
3281601	BAJA SON REGION	2	350.00	0.00
	<i>Baja-son Region Total:</i>	2	350.00	213.00
<i>Best Little Region</i>				
3061202	12 STEPS - NEW LIFE GROUP	6	154.39	0.00
3063001	BEST LITTLE REGION CONVENTION	2	1,886.38	0.00
3061601	BEST LITTLE REGION RSC (TX)	0	0.00	2,326.79
3061208	NA HOPE GROUP (TX)	3	195.00	135.00
3061205	NEW AWAKENINGS GROUP (TX)	0	0.00	100.00
3061203	NEWCOMERS GROUP (TX)	0	0.00	47.00
3061204	NOTHING TO FEAR GROUP (TX)	0	0.00	159.60
3061403	PANHANDLE AREA (TX)	6	95.30	179.84
3061401	UNITY AREA OF WEST TEXAS	3	150.00	0.00
	<i>Best Little Region Total:</i>	20	2,481.07	2,948.23



		Jul 2011/ Jun 2012 No. of Contributions	Jul 2011/ Jun 2012 Contributions	Jul 2010/ Jun 2011 Contributions
Bluegrass-Appalachian Region				
30K1201	ANOTHER CHANCE GROUP (KY)	3	135.00	320.00
	INDIVIDUAL MEMBERS	2	2,050.00	0.00
30K1403	KENTUCKY SURVIVORS AREA	0	0.00	677.57
	<i>Bluegrass-Appalachian Region Total:</i>	5	<u>2,185.00</u>	<u>997.57</u>
Brazil Region				
3821402	ASC INTERIOR PAULISTA	2	2,125.38	750.00
3821601	BRAZIL REGION	0	0.00	150.00
3821207	GRUPO SERENIDADE (BRASIL)	1	250.00	0.00
	INDIVIDUAL MEMBERS	8	2,872.00	276.00
	<i>Brazil Region Total:</i>	11	<u>5,247.38</u>	<u>1,176.00</u>
British Columbia Region				
3071222	ADDICTS WITH NEW HOPE	1	200.00	300.00
3071216	BASIC TEXT GROUP (BC)	0	0.00	40.00
3071601	BRITISH COLUMBIA RSC	1	2,000.00	500.00
3071226	FRESH START BELLA COOLA (CAN)	1	100.00	30.00
3071201	HOPE GROUP (BC)	0	0.00	250.00
	INDIVIDUAL MEMBERS	0	0.00	100.00
3071206	JUST AS WE ARE GROUP (BC)	0	0.00	170.00
3071207	JUST FOR TODAY GROUP (BC)	0	0.00	25.00
3071225	LADYSMITH NA (BC)	0	0.00	82.50
3071228	NA WORDS OF WISDOM (BC)	4	131.47	0.00
3071204	NEVER TOO YOUNG GROUP (BC)	3	309.91	0.00
3071227	NO BITCHIN MORE STEPPIN (BC)	1	150.00	0.00
3071408	NORTHERN OKANAGAN AREA (BC)	1	100.00	0.00
3071220	PEACE IN THE VALLEY (BC)	0	0.00	130.00
3071229	PRIMARY PURPOSE (BC)	4	370.65	0.00
3071231	SALT SPRING NA (BC)	3	120.00	0.00
3071203	SATURDAY NIGHT LIVE GROUP (BC)	0	0.00	25.00
3071407	SOUTH OKANAGAN AREA (BC)	0	0.00	50.00
3071406	SOUTH VANCOUVER ISLAND (BC)	5	352.62	254.06
3071224	THE CLEAN LIFE	5	583.77	244.21
3071230	THE UNLOADED GROUP (CAN)	1	17.50	0.00
3071202	TUNNEL OF LIGHT GROUP (BC)	0	0.00	150.00
	<i>British Columbia Region Total:</i>	30	<u>4,435.92</u>	<u>2,350.77</u>
Buckeye Region				
3081202	NO STRINGS ATTACHED (OH)	0	0.00	100.00
3081403	WESTERN AREA GENERAL SERVICE	1	1,000.00	700.00
3081401	WESTERN RESERVE AREA (WRASCNA)	4	76.52	0.00
	<i>Buckeye Region Total:</i>	5	<u>1,076.52</u>	<u>800.00</u>
California Inland Region				
3801208	704 MEETING (CA)	7	54.71	49.00
3801211	ANONYMOUS SAN BERNARDINO	0	0.00	28.00
3801601	CALIFORNIA INLAND RSC	1	13.76	13.60
3801212	DOWNTOWN MADNESS (CA)	0	0.00	63.00
3801218	FRIDAY NIGHT DOWNTOWN MADNESS	0	0.00	37.00
3801215	FRIDAY NIGHT YUCCA VALLEY	0	0.00	8.00
3801217	HOUSE OF HOPE GROUP	0	0.00	100.00
3801213	IP FREELY ON FRIDAY NIGHT	1	75.00	30.00
3801403	LOWER DESERT AREA SERVICE COMM	2	516.10	1,217.73



		Jul 2011/ Jun 2012 No. of Contributions	Jul 2011/ Jun 2012 Contributions	Jul 2010/ Jun 2011 Contributions
<i>California Inland Region continued</i>				
3801204	MANIC MONDAY GROUP (CA)	7	335.26	318.04
3801216	MONDAY BEG TOPIC MTG	1	8.00	63.46
3801214	SATURDAY NIGHT ALIVE	0	0.00	30.00
3801404	SOUTHWEST ASC	4	1,042.71	0.00
3801201	THANK GOD IT'S FRIDAY MEETING	0	0.00	32.00
3801206	WE CARE MEETING	0	0.00	11.71
3801210	WE DO RECOVER (CA)	3	24.00	69.22
3801205	WEDNESDAY NITE MORONGO (CA)	0	0.00	125.00
3801219	WOMENS JOURNEY (CA)	0	0.00	5.00
	<i>California Inland Region Total:</i>	26	2,069.54	2,200.76
<i>California Midstate Region</i>				
3091601	CALIFORNIA MID STATE RSC	1	104.07	2,602.78
3091213	CROSSROADS GROUP OF NA (CA)	0	0.00	9.00
3091212	EARLY SERENITY NA (CA)	2	130.00	42.36
3091401	FOOTHILL AREA (CA)	3	27.10	50.24
3091201	FRIDAY MORNING EARLY START	2	18.60	0.00
3091210	MEN'S GRATITUDE MEETING (CA)	0	0.00	200.00
3091211	TEHACHAPI NA GROUPS (CA)	0	0.00	63.50
	<i>California Midstate Region Total:</i>	8	279.77	2,967.88
<i>Carolina Region</i>				
3101251	ALL KIDDING ASIDE (SC)	0	0.00	110.00
30P1223	BASIC TEXT EXPRESS (NC)	2	25.00	0.00
30P1401	CAPITAL AREA (NC)	1	22.98	226.16
3101601	CAROLINA RSC	0	0.00	1,500.00
30P1407	CENTRAL PIEDMONT AREA (CPANA)	0	0.00	597.88
3101203	CLEAN AND SERENE (SC)	6	140.62	396.36
3101245	CLEAN LIVING (SC)	9	234.49	508.54
3101247	CONSCIOUS CONTACT GROUP (NC)	0	0.00	3,000.00
30P1237	COURAGE TO CHANGE (NC)	4	88.22	57.00
30P1247	COVER TO COVER (NC)	1	20.00	0.00
30P1242	DAY X DAY HOME GROUP (NC)	1	150.00	100.00
30P1244	END OF THE ROAD (NC)	2	106.00	0.00
3101210	FLOWERTOWN NA (SC)	0	0.00	124.78
30P1246	FREEDOM THRU RECOVERY (NC)	3	80.00	0.00
3101234	GATEWAY TO FREEDOM GROUP	8	50.00	31.00
3101250	GRATEFUL HEAD HOME GROUP (SC)	26	260.00	80.00
3101408	GREATER PEE DEE AREA (SC)	2	538.77	0.00
3101252	HERE AND NOW GROUP (SC)	1	20.00	0.00
3101254	I CAN'T WE CAN GROUP (SC)	1	91.51	0.00
30P1203	JUST FOR TODAY GROUP (NC)	1	35.00	113.99
3101409	KEEP IT SIMPLE AREA (SC)	1	217.35	0.00
3101248	LAGRAND RECOVERY GROUP (SC)	0	0.00	100.00
30P1406	LAKE NORMAN AREA (NC)	4	793.62	1,310.98
3101235	LITERATURE LOVERS MTG (NC)	1	2.50	0.00
3101241	MIDDLE OF THE ROAD GROUP	3	290.00	495.88
3101249	MIRACLES IN PROGRESS (SC)	0	0.00	11.50
30P1226	NAPD GROUP (NC)	2	259.53	342.06
30P1408	NEW HOPE AREA (NC)	1	2,000.00	1,250.00
30P1243	NEW HORIZONS GROUP OF NA (NC)	3	411.00	117.00
3101253	NEW NOON GROUP (SC)	4	210.00	0.00



		Jul 2011/ Jun 2012 No. of Contributions	Jul 2011/ Jun 2012 Contributions	Jul 2010/ Jun 2011 Contributions
3101405	NORTH CENTRAL CAROLINA AREA	1	70.00	0.00
30P1241	OVER & BEYOND GROUP OF NA	10	100.00	50.00
3101255	PHOENIX GROUP (SC)	1	12.00	0.00
3101406	PORT CITY AREA OF NA (SC)	1	14.31	158.54
3101403	SOUTH COASTAL AREA (SC)	4	51.04	99.02
30P1245	SPIRITUAL AWAKENINGS MTG (NC)	4	80.75	0.00
3101401	SUN CITY AREA (SC)	2	127.22	0.00
3101246	THE NEXT LEVEL GROUP (SC)	0	0.00	30.00
30P1240	TUESDAY NIGHT LIVE (NC)	4	140.00	115.00
30P1239	WITHOUT PARALLEL (NC)	0	0.00	10.00
3101232	WORTH THE RIDE GROUP (SC)	2	75.00	325.00
	<i>Carolina Region Total:</i>	116	6,716.91	11,260.69
Central Atlantic Region				
3541410	ALMOST HEAVEN ASC (VA)	1	80.60	0.00
3541408	BSANA (VA)	0	0.00	10.00
3541601	CENTRAL ATLANTIC REGION (VA)	1	0.00	4,707.42
3541221	FREEDOM GROUP (VA)	1	50.00	0.00
	INDIVIDUAL MEMBERS	1	20.00	228.50
3541407	NEW DOMINION AREA (NDANA)	1	569.27	3,298.97
3541206	NEW VISION GROUP (VA)	4	77.00	80.00
3541403	PIEDMONT AREA (VA)	4	1,160.00	1,300.00
3541409	RASCNA (VA)	1	11.88	0.00
3541218	SPIRITUALLY HIGH GROUP (NC)	10	105.00	50.00
3541220	THE WAR IS OVER GROUP (VA)	2	51.00	0.00
3541219	WE DO RECOVER (VA)	8	250.00	95.00
	<i>Central Atlantic Region Total:</i>	34	2,374.75	9,769.89
Central California Region				
3113001	CENTRAL CALIF CONV & EVENT INC	1	2,794.00	1,500.00
3111601	CENTRAL CALIFORNIA RSC	3	2,200.00	0.00
3111401	CENTRAL COAST AREA (CA)	11	507.95	268.64
3111403	COUNTY LINE AREA (CA)	1	480.07	379.66
3111214	DESTINY GROUP LOMPOC (CA)	0	0.00	138.78
3111221	FULL ISSUE GROUP	0	0.00	6.00
3111402	GOLD COAST AREA (CA)	12	1,009.50	750.75
	INDIVIDUAL MEMBERS	16	469.80	414.00
3111227	IT WORKS HOW & WHY (CCAL)	2	61.00	0.00
3111225	JUST FOR TODAY (CCAL)	1	171.00	0.00
3111404	KERN COUNTY AREA (CA)	11	725.46	727.50
3111204	NEW ATTITUDES GROUP (CA)	3	170.68	86.08
3111224	ORCUTT RECONNECTIONS (NCAL)	3	175.00	0.00
3111220	RECOVERY HOUR	11	242.50	333.32
3111405	SANTA BARBARA AREA NA	5	517.55	50.00
3111222	SANTA MARIA SURVIVORS GROUP	0	0.00	75.00
3111223	SPIRITUAL NOT RELIGIOUS	10	131.00	0.00
3111203	STAY IN THE SOLUTION GRP (CA)	0	0.00	58.00
3111226	TUESDAY NOON MEETING (CA)	1	100.00	0.00
	<i>Central California Region Total:</i>	91	9,755.51	4,787.73



		Jul 2011/ Jun 2012 No. of Contributions	Jul 2011/ Jun 2012 Contributions	Jul 2010/ Jun 2011 Contributions
Chesapeake & Potomoc Region				
3121203	ANOTHER LOOK GROUP (VA)	1	25.00	117.26
3121601	CHESAPEAKE AND POTOMAC RSC	1	3,811.48	29,048.30
3121208	FOOTSTEPS GROUP (DC)	0	0.00	75.00
	INDIVIDUAL MEMBERS	1	20.00	230.00
3121201	IT WORKS HOW & WHY GROUP (MD)	3	33.74	139.01
	<i>Chesapeake & Potomoc Region Total:</i>	6	3,890.22	29,609.57
Chicagoland Region				
3131218	ANOTHER LOOK GROUP (IL)	0	0.00	50.00
3131601	CHICAGOLAND RSC (IL)	1	750.00	100.00
3131221	HOUR OF HOPE (IL)	2	80.00	0.00
3131215	HOW GROUP OF NA	1	50.00	0.00
	INDIVIDUAL MEMBERS	29	338.25	150.06
3131402	JOLIET AREA (IL)	0	0.00	1,000.00
3131219	LUST FOR LIFE (IL)	5	47.00	100.00
3131216	MEDITATION ON MONDAY (IL)	9	366.23	84.50
3131220	MIRACLES HAPPEN NWSA (IL)	2	157.00	0.00
3131204	NA HOW GROUP (IL)	2	150.00	0.00
3131212	NIGHT BEFORE CHRISTMAS (IL)	3	100.00	89.00
3131405	NORTH CITY ASC	1	363.08	0.00
3131404	SOUTH CITY AREA (IL)	4	1,916.00	0.00
3131403	SWANA (IL)	2	18.39	82.59
3131214	WALK THIS WAY GROUP NA (IL)	4	215.00	213.00
	<i>Chicagoland Region Total:</i>	65	4,550.95	1,869.15
Chile Region				
30E1401	AREA ORIENTE REGION CHILE	1	150.00	200.00
30E1601	CHILE REGION	5	3,000.00	2,000.00
	<i>Chile Region Total:</i>	6	3,150.00	2,200.00
Colombia Region				
3141402	BOGATA ASC	0	0.00	90.00
3141601	COLOMBIA RSC	0	0.00	213.25
3143002	CONVENCION ANTIOQUIA SM	0	0.00	214.00
3143003	CONVENCION ARMENIA	1	422.00	0.00
3141215	GRUPO EL MENSAJE	0	0.00	25.12
3141214	GRUPO LIBERTAD	0	0.00	62.00
	<i>Colombia Region Total:</i>	1	422.00	604.37
Colorado Region				
3151234	AIN'T DEAD YET (CO)	2	80.88	0.00
3151205	CLEAN & SERENE GROUP (CO)	1	141.58	313.47
3151233	CLEAN SERENE FREAKS (CO)	1	100.00	0.00
3151601	COLORADO RSC	3	3,326.06	8,037.36
3151231	CRESTONE GROUP OF NA (CO)	1	20.00	20.00
3151215	GOLDEN GROUP (CO)	1	33.86	180.33
	INDIVIDUAL MEMBERS	3	212.50	30.00
3151226	KEEP IT SERENELY SIMPLE (CO)	1	80.00	80.00
3151405	MILE HIGH AREA (CO)	3	500.81	1,107.38
3151232	NORTHERN LIGHTS GROUP (CO)	1	25.00	101.00
3151208	PIECE OF FREEDOM GROUP	4	40.00	0.00
3151406	PPASC (CO)	3	111.48	50.81
3151230	PRIMARY PURPOSE (CO)	5	129.00	162.00



		Jul 2011/ Jun 2012 No. of Contributions	Jul 2011/ Jun 2012 Contributions	Jul 2010/ Jun 2011 Contributions
3151203	TRUE BLUE GROUP (CO)	4	115.47	599.81
3151229	ULTIMATE WEAPON MEETING (CO)	0	0.00	249.00
	<i>Colorado Region Total:</i>	33	4,916.64	10,931.16
Connecticut Region				
3161601	CONNECTICUT RSC	3	4,569.86	13,363.23
3161401	GREATER HARTFORD\GHANA (CT)	7	2,287.38	3,259.91
	INDIVIDUAL MEMBERS	3	148.00	145.88
3161212	LOCKED IN RECOVERY (CT)	2	241.81	0.00
3161202	PORT OF RECOVERY GROUP (CT)	3	119.80	0.00
3161203	STEPPIN THRU IT ALL GROUP (CT)	3	124.68	42.75
3161206	STRAIGHT AHEAD GROUP (CT)	0	0.00	45.00
	<i>Connecticut Region Total:</i>	21	7,491.53	16,856.77
Costa Rica Region				
3951202	NIGHT VIGILANCE CLUB (CR)	0	0.00	599.00
	<i>Costa Rica Region Total:</i>	0	0.00	599.00
Denmark Region				
3171601	DENMARK RSC	1	865.00	870.00
	INDIVIDUAL MEMBERS	11	1,030.00	120.00
3171202	TOGETHER WE CAN (DENMARK)	1	150.00	0.00
	<i>Denmark Region Total:</i>	13	2,045.00	990.00
Eastern New York Region				
30A1228	EL TALLER GROUP (NY)	6	340.00	80.00
30A1233	GENESIS II	0	0.00	55.00
30A1213	GRUPO ESPERANZA (NY)	5	105.00	52.00
30A1222	GRUPO LIBRATAD (NY)	1	20.00	0.00
	INDIVIDUAL MEMBERS	1	10.00	0.00
30A1206	LIFE AFTER DRUGS GROUP (NY)	2	66.00	0.00
30A1402	NASSAU AREA (NY)	0	0.00	2,000.00
30A1217	PRACTICING PRINCIPLES GROUP	0	0.00	20.00
30A1232	STRAIGHT TO THE POINT	0	0.00	29.41
30A1224	THE PROGRAM (NY)	0	0.00	60.00
30A1231	THE WAR IS OVER GROUP (NY)	0	0.00	100.00
30A1405	WESTERN QUEENS AREA CONV COMM	0	0.00	5,000.00
	<i>Eastern New York Region Total:</i>	15	541.00	7,396.41
Eastern Pennsylvania Region				
30O1201	CONSCIOUS CONTACT GROUP (PA)	1	100.00	65.25
30O1601	EASTERN PENNSYLVANIA REGION	1	774.56	2,960.48
3241404	MONTCO AREA SERVICES NA (PA)	1	295.56	0.00
3241211	THURS NIGHT CONSHOHOCKEN (PA)	0	0.00	10.00
	<i>Eastern Pennsylvania Region Total:</i>	3	1,170.12	3,035.73
Ecuador Region				
3933003	ECUADOR CRENA XIII	0	0.00	97.00
3931601	ECUADOR REGION	1	490.00	0.00
	<i>Ecuador Region Total:</i>	1	490.00	97.00
Egypt				
3991606	EGYPT REGION	3	5,710.00	2,303.25
	<i>Egypt Total:</i>	3	5,710.00	2,303.25



		Jul 2011/ Jun 2012 No. of Contributions	Jul 2011/ Jun 2012 Contributions	Jul 2010/ Jun 2011 Contributions
Finland				
30N1203	NA SATEENKAARI (FINLAND)	1	97.00	0.00
30N1202	NA-TORNI FINLAND	0	0.00	135.00
	<i>Finland Total:</i>	1	97.00	135.00
Florida Region				
3181233	A DROP OF FAITH GROUP (FL)	1	30.00	50.00
3181203	A TRAIN TO SOMEWHERE GRP (FL)	5	133.05	45.55
3181601	FLORIDA RSC	2	10,168.05	0.00
3181237	FREEDOM TO CHANGE (FL)	3	70.00	0.00
3181208	GIVE IT UP GROUP (FL)	3	120.30	105.04
3181401	GREATER ORLANDO AREA (FL)	6	764.36	1,723.86
	INDIVIDUAL MEMBERS	4	380.00	0.00
3181225	IT WORKS GROUP (FL)	0	0.00	66.29
3181232	JUST FOR THURSDAYS (FL)	2	77.12	107.00
3181215	JUST FOR TODAY GROUP (FL)	2	167.00	50.00
3181235	NEW TAMPA NA (FL)	0	0.00	41.74
3181236	OUR PRIMARY PURPOSE	1	16.50	10.00
3181402	PALM COAST AREA (FL)	2	368.34	1,402.50
3181238	RECOVERY IN THE HILLS (FL)	4	115.00	0.00
3181222	RECOVERY MATTERS GROUP (FL)	10	555.20	121.28
3181231	ST JAMES GROUP (TAMPA FL)	1	10.60	66.34
3181201	STEPS TO FREEDOM GROUP (FL)	6	460.00	403.00
3181204	SUNDAY SKOOL GROUP (FL)	10	127.77	193.13
3181213	UNITED WE STAND GROUP (FL)	0	0.00	195.00
3181234	UNSPUN AND DONE (FL)	12	475.00	45.00
	<i>Florida Region Total:</i>	74	14,038.29	4,625.73
France Region				
	INDIVIDUAL MEMBERS	1	75.00	0.00
	<i>France Region Total:</i>	1	75.00	0.00
Free State Region				
3191214	CLEAN & SERENE DREAMERS (MD)	0	0.00	20.00
3193001	FREE STATE REGIONAL CONVENTION	1	885.00	0.00
3191601	FREE STATE RSC (MD)	6	8,348.16	14,566.89
	INDIVIDUAL MEMBERS	4	40.00	40.00
3191215	JUST FOR TODAY	11	146.83	73.00
3193003	NORTHEAST FREEDOM AREA	1	1,044.16	1,051.16
	<i>Free State Region Total:</i>	23	10,464.15	15,751.05
Georgia Region				
3201241	A NEW HOPE (GA)	0	0.00	70.00
3201238	A NEW WAY TO LIVE (GA)	9	234.79	194.83
3201224	BLIND FAITH GROUP (GA)	10	507.57	570.74
3201248	CLEAN IN CLERMONT	0	0.00	100.00
3201208	CLOSE ENCOUNTERS GROUP (GA)	4	173.41	354.69
3201250	FINALLY FREE GROUP (GA)	0	0.00	149.00
3201249	FIRST STEP GROUP	6	150.00	116.00
3201601	GEORGIA RSC	0	0.00	7,878.90
	INDIVIDUAL MEMBERS	2	415.00	1,078.00
3201206	INT'NL CITY GROUP OF NA (GA)	3	378.60	120.65
3201231	IP #2 GROUP OF NA (GA)	1	29.00	77.15
3201245	JUST FOR SUNDAY GROUP	2	151.50	0.00



		Jul 2011/ Jun 2012 No. of Contributions	Jul 2011/ Jun 2012 Contributions	Jul 2010/ Jun 2011 Contributions
3201220	JUST FOR TODAY GROUP (GA)	1	360.00	360.00
3201244	KENNESAW STATE UNIVERSITY NA	1	10.00	20.00
3201214	LIVING FREE GROUP (GA)	2	108.50	291.98
3201215	MEETING IN THE MOUNTAINS (GA)	5	805.25	637.93
3201228	NA NEW BEGINNINGS GROUP (GA)	0	0.00	85.00
3201205	NEW HORIZON GROUP (GA)	3	189.07	103.80
3201247	SPIRIT AND SERVICE GROUP (GA)	7	35.00	40.00
3201235	SPIRITUAL PRINCIPLES (GA)	0	0.00	80.00
3201211	START LIVING GROUP (GA)	0	0.00	80.00
3201227	SURRENDER GROUP (GA)	12	499.78	201.40
3201229	THE BACKROOM GROUP (GA)	5	574.00	448.00
3201242	ULTIMATE WEAPON GROUP (GA)	3	59.59	252.98
3201217	WE SURRENDER GROUP (GA)	2	28.86	12.07
3201213	WITHOUT PARALLEL GROUP (GA)	0	0.00	20.00
	<i>Georgia Region Total:</i>	78	<u>4,709.92</u>	<u>13,343.12</u>
German Speaking Region				
3991417	BERLIN ASC- NASKB	0	0.00	4,451.69
3991418	CENTRAL AREA SERVICE COMMITTEE	0	0.00	550.00
3991239	DOCK NORD GROUP	0	0.00	59.35
3991414	GERMAN SOUTH ASC/ NAGKS e.V	0	0.00	400.26
3211601	GERMAN- SPEAKING RSC	3	2,021.18	100.00
	INDIVIDUAL MEMBERS	3	151.70	728.00
	<i>German Speaking Region Total:</i>	6	<u>2,172.88</u>	<u>6,289.30</u>
Great Sao Paulo Region				
3851601	GREAT SAO PAULO REGION (BR)	1	<u>1,000.00</u>	<u>0.00</u>
	<i>Great Sao Paulo Region Total:</i>	1	<u>1,000.00</u>	<u>0.00</u>
Greater Illinois Region				
3221205	1512 GROUPS (IL)	0	0.00	200.00
3221401	ILLINOIS VALLEY AREA (IL)	0	0.00	300.00
	INDIVIDUAL MEMBERS	2	35.00	10.00
3221202	IT WORKS HOW & WHY GROUP (IL)	2	100.00	190.00
3221204	SERENITY SEEKERS (IL)	1	47.00	170.92
	<i>Greater Illinois Region Total:</i>	5	<u>182.00</u>	<u>870.92</u>
Greater New York Region				
3231270	2ND LIVES GROUP (NY)	1	54.00	0.00
3231255	A GREATER CONSCIOUSNESS	9	222.48	268.81
3231214	BACK TO BASICS GROUP (NY)	1	34.19	275.51
3231230	DO WE OR DON'T WE GROUP	2	78.00	75.00
3231601	GREATER NEW YORK RSC	0	0.00	3,010.45
3231265	HOME AWAY FROM HOME GROUP	1	25.00	165.00
	INDIVIDUAL MEMBERS	2	350.00	310.00
3231268	LIVING CLEAN (NY)	1	9.50	0.00
3231403	NEW YORK CITY AREA	4	925.00	2,600.00
3231264	REAL DEAL GROUP	0	0.00	200.00
3231269	RECURRING THEMES GROUP (NY)	4	201.00	0.00
3231271	SATURDAY MORNING AWAKENING NY	8	80.00	0.00
3231206	SATURDAY SERENITY GROUP (NY)	1	100.00	100.00
3231267	SEIZE THE DAY (NY)	0	0.00	13.00
3231266	THE LITTE MEETING (NY)	3	255.00	202.00



		Jul 2011/ Jun 2012 No. of Contributions	Jul 2011/ Jun 2012 Contributions	Jul 2010/ Jun 2011 Contributions
<i>Greater New York Region continued</i>				
3231210	THE LITTLE MEETING (NY)	2	200.00	0.00
3461209	THE ONLY GAME IN TOWN (NY)	10	586.90	709.90
3231260	WESTSIDE WOMENS GROUP (NY)	0	0.00	30.00
	<i>Greater New York Region Total:</i>	49	3,121.07	7,959.67
Greater Philadelphia Region				
3241203	A NEW BEGINNING GROUP (PA)	0	0.00	51.00
3241401	DELCO AREA	4	1,179.77	1,303.44
3241207	EASY DOES IT GROUP	3	206.13	318.16
3241201	FOLSOM GROUP	9	250.00	315.00
3241601	GREATER PHILADELPHIA RSC	0	0.00	300.00
	INDIVIDUAL MEMBERS	17	1,595.00	900.00
3241208	NEW BEGINNING GROUP (BRYNMAWR)	0	0.00	136.18
3241210	RECOVERY ON THE GO (PA)	0	0.00	75.00
3241212	SERENITY GROUP (PA)	0	0.00	38.00
	<i>Greater Philadelphia Region Total:</i>	33	3,230.90	3,436.78
Greece Region				
30F1202	ENGLISH SPEAKING MEETING (GR)	1	200.00	150.00
30F1601	GREECE REGION	0	0.00	364.25
	INDIVIDUAL MEMBERS	0	0.00	75.00
30F1203	PLAKA GROUP (GREECE)	1	64.30	0.00
	<i>Greece Region Total:</i>	2	264.30	589.25
Guatemala Region				
30I1601	GUATEMALA REGION	1	100.00	0.00
	<i>Guatemala Region Total:</i>	1	100.00	0.00
Hawaii Region				
3251601	HAWAII RSC	6	2,105.82	2,280.95
	INDIVIDUAL MEMBERS	0	0.00	15.00
3251203	KILAUEA BT STUDY (HI)	2	150.00	60.00
3251401	OAHU AREA (HI)	8	485.09	1,547.85
	<i>Hawaii Region Total:</i>	16	2,740.91	3,903.80
HOW Region				
3821602	HOW REGION BRAZIL	6	6,897.00	3,643.00
	<i>HOW Region Total:</i>	6	6,897.00	3,643.00
Indiana Region				
3261223	BEYOND THE END OF THE ROAD	1	41.97	115.00
3261406	CENTRAL INDIANA AREA (CIASC)	1	488.00	2,132.56
3261401	CROSS ROADS AREA (IN)	6	684.47	687.69
3261221	DOUBLE WINNERS HOME GROUP	0	0.00	110.00
3263002	END OF SUMMER CELEBRATION	1	200.00	200.00
3261222	HARD CORE GROUP	5	100.00	120.00
3263001	INDIANA REGION CONVENTION	1	10,280.79	9,768.05
3261601	INDIANA RSC	7	4,928.16	2,162.12
	INDIVIDUAL MEMBERS	11	1,481.49	1,485.00
3261408	MICHIANA AREA SERV CONFERENCE	8	1,014.60	355.00
3261403	MID - STATE AREA (IN)	5	827.40	943.00
3261219	MIRACLES OF RECOVERY (IN)	0	0.00	20.00
3263003	NEIACNA (IN)	1	200.00	0.00
3261224	NEW MEMORIES GROUP (IN)	1	11.00	0.00



		Jul 2011/ Jun 2012 No. of Contributions	Jul 2011/ Jun 2012 Contributions	Jul 2010/ Jun 2011 Contributions
3261405	NORTHEASTERN INDIANA AREA	3	1,442.35	447.67
3261202	RATS NA DRAIN DITCH GROUP	4	82.50	34.00
3261402	SOUTH SHORE AREA (IN)	4	1,300.00	2,400.00
3261201	STARTING OVER GROUP (IN)	0	0.00	50.00
3261212	TUESDAY NIGHT NA (IN)	2	48.00	137.98
	<i>Indiana Region Total:</i>	61	23,130.73	21,168.07
Iowa Region				
3271601	IOWA RSC	4	3,874.21	900.00
3271211	NEW WAY OF LIFE GROUP (IA)	1	50.00	0.00
3271402	SIOUXLAND AREA (IA)	0	0.00	150.00
3271210	TUESDAY/THURSDAY NA (IA)	2	74.03	0.00
3271209	WEDNESDAY NIGHT NA	3	45.00	50.00
	<i>Iowa Region Total:</i>	10	4,043.24	1,100.00
Iran Region				
30M1401	AREA 8 IRAN	1	899.00	0.00
30M1601	IRAN REGION	1	0.00	10,000.00
	<i>Iran Region Total:</i>	2	899.00	10,000.00
Israel Region				
	INDIVIDUAL MEMBERS	1	10.00	0.00
30L1601	ISRAEL REGION	2	100.00	0.00
	<i>Israel Region Total:</i>	3	110.00	0.00
Italy Region				
3901601	ITALY RSC	0	0.00	1,444.25
	<i>Italy Region Total:</i>	0	0.00	1,444.25
Japan Region				
3291601	JAPAN REGION	3	2,000.00	2,020.00
3291203	SUMIDA GROUP	0	0.00	30.00
	<i>Japan Region Total:</i>	3	2,000.00	2,050.00
Kentuckiana Region				
3301208	CLEAN & SERENE GROUP (KY)	0	0.00	500.00
3301218	GETTING STARTED GROUP (KY)	1	50.00	0.00
3301203	HOW IT WORKS GROUP (KY)	1	29.08	0.00
	INDIVIDUAL MEMBERS	2	53.58	0.00
3301601	KENTUCKIANA RSC	0	0.00	2,000.00
3301205	LIVING THE PROGRAM GROUP	2	48.00	60.00
3301216	SERENE WARRIORS GROUP	4	550.00	470.00
3301402	SOUTH CENTRAL KENTUCKY AREA	0	0.00	9.55
3301217	THERAPEUTIC VALUE MTG OF NA	4	180.00	44.14
	<i>Kentuckiana Region Total:</i>	14	910.66	3,083.69
Le Nordet				
3891601	LE NORDET RSC	1	5,300.00	2,500.00
	<i>Le Nordet Total:</i>	1	5,300.00	2,500.00
Lone Star Region				
3311203	ANOTHER CHANCE GROUP (TX)	13	312.00	367.00
3311223	BROADWAY GROUP (TX)	12	750.00	240.00
3311228	CARROLLTON FARMERS BRANCH NA	1	55.51	0.00
3311227	CROSSROADS GROUP	0	0.00	72.11



		Jul 2011/ Jun 2012 No. of Contributions	Jul 2011/ Jun 2012 Contributions	Jul 2010/ Jun 2011 Contributions
<i>Lone Star Region continued</i>				
3311403	FORT WORTH AREA	10	1,236.47	1,836.42
3311233	FULL CIRCLE	0	0.00	110.00
	INDIVIDUAL MEMBERS	27	2,083.00	3,895.00
3311235	IRVING GROUP OF NA	13	870.27	678.28
3311207	JUST FOR TODAY GROUP (TX)	9	421.50	354.00
3311212	LAST HOUSE ON THE BLOCK (TX)	11	495.41	471.65
3311208	LIVING RECOVERY GROUP (TX)	3	64.16	25.00
3311601	LONE STAR RSC	8	4,758.30	4,112.97
3311237	MC KINNEY NA	1	100.00	250.00
3311211	NORTHSIDE NA GROUP (TX)	11	1,314.72	1,108.13
3311238	RESTORED 2 SANITY	1	10.00	30.00
3311406	ROSE CITY AREA NA	0	0.00	30.00
3311240	STAY ALIVE NA (TX)	1	50.00	0.00
3311232	STEP ONE GROUP (TX)	1	800.00	0.00
3311234	STONEWALL GROUP OF NA	1	40.00	120.00
3311230	SURRENDER GROUP	0	0.00	50.00
3313002	TEXAS NA UNITY CONVENTION SPEC	4	1,449.78	240.43
3311239	TOWN EAST GROUP (DONT USE)	1	75.00	75.00
3311216	TOWN EAST GROUP NA	2	225.00	150.00
3311236	WOODLANDS GROUP OF NA	0	0.00	51.65
3311241	WYLE NA GROUP (TX)	1	400.00	0.00
	<i>Lone Star Region Total:</i>	131	15,511.12	14,267.64
<i>Louisiana Region</i>				
3321210	FEELINGS THRU RECOVERY (LA)	1	105.08	0.00
	INDIVIDUAL MEMBERS	1	10.00	52.00
3321601	LOUISIANA RSC	4	1,333.32	2,333.31
3321402	NORTHSHORE AREA SERVICE COMM	0	0.00	140.14
3321208	RECOVERY IN GENERAL (LA)	12	300.00	100.00
3321209	SPIRITUALITY IN THE WILDERNESS	1	125.00	0.00
	<i>Louisiana Region Total:</i>	19	1,873.40	2,625.45
<i>Metro Detroit Region</i>				
3781207	CUP OF RECOVER (MI)	0	0.00	25.00
	INDIVIDUAL MEMBERS	3	1,937.00	2,330.00
3781208	KEY TO RECOVERY (MI)	7	474.50	0.00
3781601	METRO DETROIT RSC	4	4,800.00	1,200.00
3781403	MONROE COUNTY AREA (MI)	9	875.00	675.00
3781206	SUNDOWN SERENITY	1	50.00	20.00
3781209	THE STILL STEPPIN GROUP (MI)	4	250.00	0.00
3781401	WW/MC AREA	7	1,861.57	2,839.76
	<i>Metro Detroit Region Total:</i>	35	10,248.07	7,089.76
<i>Mexico Region</i>				
	INDIVIDUAL MEMBERS	1	20.00	200.00
	<i>Mexico Region Total:</i>	1	20.00	200.00
<i>Michigan Region</i>				
3331239	ALPHA GROUP (MI)	1	60.50	0.00
3331403	BATTLE CREEK AREA	1	29.28	0.00
3331402	CAPITAL AREA (MI)	1	50.00	0.00
3331401	GREATER GRAND RAPIDS AREA	4	522.00	581.56
3331207	HEAVENLY EXPRESS GROUP (MI)	3	47.25	254.47



		Jul 2011/ Jun 2012 No. of Contributions	Jul 2011/ Jun 2012 Contributions	Jul 2010/ Jun 2011 Contributions
3331232	HOUGHTON WEDNESDAY NIGHT	0	0.00	50.00
3331229	HOW & WHY GROUP	0	0.00	52.20
	INDIVIDUAL MEMBERS	10	349.21	69.62
3331406	LIVINGSTON COUNTY AREA	2	315.45	95.32
3331601	MICHIGAN RSC	6	4,150.62	926.65
3331204	NATURAL LIFE GROUP	0	0.00	25.00
3331220	NEW BEGINNINGS GROUP (MI)	0	0.00	8.00
3331234	NEW WAY TO LIVE	0	0.00	70.00
3331237	NO FEAR NA GROUP (MI)	1	10.00	0.00
3331224	PRINCIPLES BEFORE PERSONALITYS	2	66.01	0.00
3331236	PROGRESS NOT PERFECTION	0	0.00	10.00
3331404	SAGINAW BAY AREA	1	160.00	124.99
3331230	SEARCH FOR SERENITY GROUP	0	0.00	145.00
3331238	SUNDAY MORNING SURRENDER (MI)	2	100.00	0.00
3331226	TODAY'S REALITY GROUP	0	0.00	88.20
3331405	TRI - CITY AREA (MI)	1	100.00	0.00
3331408	UPASCNA	3	97.35	601.00
	<i>Michigan Region Total:</i>	38	6,057.67	3,102.01
Mid America Region				
3341219	FLYING FREE GROUP (KS)	1	200.00	0.00
	INDIVIDUAL MEMBERS	1	10.00	5.00
3341203	JUST FOR TODAY GROUP (KS)	1	100.00	250.00
3341601	MID - AMERICA RSC	0	0.00	2,310.15
3341222	NEW HOPE GROUP DO NOT USE	1	8.25	0.00
3341223	NOON GROUP (KS)	1	100.00	0.00
3341224	PIONEER GROUP (KS)	1	200.00	0.00
3341406	PRIMARY PURPOSE AREA (KS)	1	150.00	0.00
3341405	WITCHITA METRO AREA (KS)	0	0.00	100.00
	<i>Mid America Region Total:</i>	7	768.25	2,665.15
Mid Atlantic Region				
3351405	CHESTER COUNTY AREA OF NA	4	489.12	881.70
3351207	CLEAN & SERENE GROUP (PA)	0	0.00	10.00
3351402	CLEAN ACRES AREA (PA)	5	716.78	0.00
3351202	HOW GROUP (PA)	1	300.00	450.00
	INDIVIDUAL MEMBERS	12	74.00	36.00
3353001	MARLCNA	1	14,762.52	0.00
3351601	MID - ATLANTIC RSC	2	6,435.05	18,165.61
	<i>Mid Atlantic Region Total:</i>	25	22,777.47	19,543.31
Minnesota Region				
3361201	COOP GROUP (MN)	0	0.00	9.74
3361202	FREEDOM FROM ADDICTION GROUP	5	325.00	375.00
3361217	FRESH START NA (MN)	2	97.00	0.00
3361216	GOTTA DO SOMETHING GROUP (MN)	1	73.00	0.00
	INDIVIDUAL MEMBERS	9	160.00	430.85
3361209	LESBIAN & GAY NA GROUP	3	25.00	46.00
3361601	MINNESOTA RSC	2	10,010.00	750.00
3361402	NORTHERN LIGHTS AREA (WI)	1	400.00	796.00
3361401	OPEN DOOR AREA	2	163.10	195.51
3361403	ROAD TO RECOVERY	0	0.00	50.00



		Jul 2011/ Jun 2012 No. of Contributions	Jul 2011/ Jun 2012 Contributions	Jul 2010/ Jun 2011 Contributions
<i>Minnesota Region continued</i>				
3361215	SURRENDER = FREEDOM	3	100.00	100.00
3361405	VISION OF HOPE AREA OF NA	1	55.86	133.99
3361406	WEE ARE HERE AREA (MN)	2	1,000.00	0.00
	<i>Minnesota Region Total:</i>	31	12,408.96	2,887.09
<i>Mississippi Region</i>				
3921214	FOGLIFTERS NA	0	0.00	35.00
3921212	FREEDOM GROUP (MS)	1	50.00	0.00
	INDIVIDUAL MEMBERS	0	0.00	100.00
3921201	JUST FOR TODAY GROUP (MS)	3	150.00	400.00
3921404	MID MISSISSIPPI AREA OF NA	2	80.00	280.00
3921401	MISSISSIPPI DELTA AREA (MDANA)	2	200.00	160.00
3921403	MISSISSIPPI GULF COAST AREA	3	1,863.63	0.00
3921601	MISSISSIPPI REGION	5	6,400.00	700.00
3921216	NEW BEGINNINGS (MS)	1	100.00	0.00
3921217	SIMPLY CLEAN (MS)	1	100.00	0.00
3921215	WE DO RECOVER	0	0.00	81.38
	<i>Mississippi Region Total:</i>	18	8,943.63	1,756.38
<i>Montana Region</i>				
3371208	END OF THE ROAD GROUP	1	170.00	200.00
3371201	FREEDOM GROUP (MT)	1	14.90	69.70
3371402	HELENA MONTANA AREA 2	2	158.65	100.00
	INDIVIDUAL MEMBERS	1	25.00	50.00
3371601	MONTANA RSC	4	750.60	1,158.34
3371206	NEVER ALONE GROUP	12	581.12	489.21
3371210	RECOVERY GROUP	0	0.00	25.00
	<i>Montana Region Total:</i>	21	1,700.27	2,092.25
<i>Mountain Valley Region</i>				
3381404	BERKSHIRE COUNTY AREA (MA)	0	0.00	461.65
3381407	CHAMPLAIN VALLEY ASC (VT)	1	507.83	0.00
3381402	NORTHEAST MASS AREA OF NA	0	0.00	2,215.63
3381403	WESTERN MASSACHUSETTS AREA	1	413.97	202.09
	<i>Mountain Valley Region Total:</i>	2	921.80	2,879.37
<i>Mountaineer Region</i>				
3391201	ANOTHER WAY GROUP (WV)	0	0.00	55.00
3391403	GREATER THAN OURSELVES ASC	1	45.00	23.00
3391601	MOUNTAINEER RSC (WV)	2	4,000.00	2,000.00
	<i>Mountaineer Region Total:</i>	3	4,045.00	2,078.00
<i>Nebraska Region</i>				
3411222	AURORA STEP TAKERS	0	0.00	120.00
3411404	ELKHORN VALLEY AREA	9	129.47	164.88
3411223	FREEDOM SEEKERS	0	0.00	50.00
3411405	FREMONT AREA SERVICE COMM	0	0.00	10.00
3411208	HAPPY HAVELOCK GROUP	4	127.26	180.01
	INDIVIDUAL MEMBERS	1	40.00	10.00
3411601	NEBRASKA REGION	0	0.00	3,167.11
3411221	POINT OF FREEDOM GROUP	0	0.00	85.00



		Jul 2011/ Jun 2012 No. of Contributions	Jul 2011/ Jun 2012 Contributions	Jul 2010/ Jun 2011 Contributions
3411220	SCHOOL OF RECOVERY	0	0.00	28.00
3411224	THE HOPE GROUP (NE)	1	10.00	0.00
	<i>Nebraska Region Total:</i>	15	306.73	3,815.00
Nepal Region				
3991421	KATMANDU AREA (NEPAL)	1	500.00	0.00
3991420	LUMBINI ASC (NEPAL)	1	277.00	0.00
	<i>Nepal Region Total:</i>	2	777.00	0.00
New England Region				
3421405	GREATER PROVIDENCE AREA	1	2,087.00	0.00
	INDIVIDUAL MEMBERS	1	40.00	25.00
3421401	MARTHA'S VINEYARD AREA (MA)	0	0.00	2,200.00
3421601	NEW ENGLAND RSC	3	4,881.31	7,270.43
3421406	SOUTHEASTERN MASS AREA (SEMA)	4	1,600.00	250.00
3421202	WATERTOWN MEN'S GROUP (MA)	1	112.00	202.04
	<i>New England Region Total:</i>	11	8,720.31	9,947.47
New Jersey Region				
3431401	BURLINGTON COUNTY AREA	3	351.44	76.69
3431209	HIGHTSTOWN NA GROUP (NJ)	0	0.00	31.00
	INDIVIDUAL MEMBERS	14	179.00	400.00
3431601	NEW JERSEY RSC	8	10,200.00	15,100.00
3431208	SPIRITUAL FOUNDATION GROUP	0	0.00	45.00
	<i>New Jersey Region Total:</i>	25	10,730.44	15,652.69
North Carolina Region				
	INDIVIDUAL MEMBERS	4	379.00	105.00
30P1234	NO BUTTS ABOUT IT	1	30.00	140.00
30P1236	NO STRINGS MEETING	0	0.00	165.65
30P1601	NORTH CAROLINA RSC	3	3,114.53	2,634.43
30P1235	VISION OF HOPE	10	433.11	427.22
	<i>North Carolina Region Total:</i>	18	3,956.64	3,472.30
Northeast Atlantic Region				
3401204	GREATWAY TO FREEDOM	4	495.75	630.00
3401201	THE FOUNDATION GROUP (NS)	1	90.00	0.00
3401209	UNITY WITHIN GROUP (NS)	1	25.00	0.00
3401203	YOU HAVE A CHOICE TODAY (NS)	0	0.00	20.00
	<i>Northeast Atlantic Region Total:</i>	6	610.75	650.00
Northern California Region				
3441285	AISLE 19 (CA)	3	160.00	80.00
3441228	ALCOHOL IS A DRUG GROUP	0	0.00	31.60
3441294	ATMOSPHERE OF RECOVERY	1	15.00	15.00
3441234	BACK TO BASICS GROUP (CA)	8	135.00	84.25
3441291	BASIC TEXT STUDY GROUP (CA)	0	0.00	150.00
3441277	BECAUSE WE CARE MEETING	0	0.00	54.00
3441278	BELMONT HILLS GROUP	0	0.00	210.20
3441411	CENTRAL SIERRA AREA	1	850.00	400.00
3441403	CONTRA COSTA AREA	6	1,046.96	361.69
3441229	COURAGE TO CHANGE GROUP (CA)	0	0.00	80.00
3441405	EAST BAY NORTH AREA	1	500.00	200.00
3441205	ECHOING IN RECOVERY (CA)	2	194.30	262.46
3441272	ELK GROVE HOME GROUP	9	404.82	367.84



		Jul 2011/ Jun 2012 No. of Contributions	Jul 2011/ Jun 2012 Contributions	Jul 2010/ Jun 2011 Contributions
<i>Northern California Region continued</i>				
3441203	FREE AT LAST GROUP (CA)	0	0.00	18.00
3441298	FRIDAY NIGHT FIX IT (CA)	4	59.00	0.00
3441282	FRIDAY NIGHT WE DO RECOVER	6	278.00	30.00
34412A6	GILROY HOME GROUP (CA)	1	12.00	0.00
3441222	GOOD VIBE TRIBE GROUP	0	0.00	1.06
3441241	GRAB BAG GROUP (CA)	10	116.74	54.17
3443005	GREATER BAY AREA CONV (NCAL)	1	15.00	0.00
3441402	GREATER SAN JOSE AREA	0	0.00	5,318.01
3441295	GROUP 148	1	20.00	29.50
34412A8	GROUP 89 BRKFT 4 RECOV (NCAL)	1	36.99	0.00
34412A1	HOME AGAIN MEETING (NCAL)	2	170.00	0.00
3441410	HUMBOLDT - DEL NORTE AREA (HD)	2	50.00	25.00
	INDIVIDUAL MEMBERS	58	1,499.10	10,984.50
3441247	JUST FOR TODAY GROUP (CA)	0	0.00	50.00
3441283	JUST FOR TODAY NOON GROUP	0	0.00	15.00
34412A2	KEEP COMING BACK GROUP (NCAL)	1	38.00	0.00
3441292	KEYS TO RECOVERY	0	0.00	20.00
34412B0	LIFE ON LIVES TERMS (NCAL)	3	15.00	0.00
3441407	MISSION PEAK ASC (MPASC)	9	4,889.06	1,775.89
3441288	MONDAY NIGHT FOOTWORK	0	0.00	75.00
3441406	MONTEREY COUNTY AREA (CA)	11	800.00	1,200.00
3441242	NA NOONERS GROUP (CA)	4	442.78	307.57
3443001	NAPA/SOLANO WOMEN'S RETREAT	1	200.00	0.00
3441286	NCRSC SHARING FORUM	0	0.00	34.25
3441601	NORTHERN CALIFORNIA RSC	13	12,368.84	10,730.16
3441202	OPEN ARMS GROUP (CA)	0	0.00	18.00
3441227	ORLAND MUSTARD SEED GROUP	9	185.31	251.44
34412A7	OUT OF THE BASEMENT (NCAL)	1	97.00	0.00
3441260	PARADISE MONDAY NIGHT (CA)	1	3.00	91.05
34412A5	PEANUTS GROUP (NCAL)	4	38.33	0.00
34412A0	PENNY A DAY COMMITTEE (CA)	2	58.89	0.00
34412A4	PETALUMA FRI CANDLE LIGHT MTG	1	10.00	0.00
3441251	POINT OF FREEDOM GROUP	1	200.00	50.00
3441250	RECOVERY ROCKS GROUP (CA)	1	50.00	25.00
34412A3	SACFNA GROUP 10 (NCAL)	1	29.95	0.00
3441401	SAN FRANCISCO AREA	7	800.00	0.00
3441290	SATURDAY NIGHT SURRENDER (CA)	5	33.00	23.00
3441274	SERENITY IN TRINITY	0	0.00	60.00
3441412	SHASTA ASC OF NA (NCAL)	2	199.45	0.00
3443004	SOUTH COUNTY BBQ (NCAL)	1	100.00	0.00
3441296	SUNDAY AM IT WORKS (NCAL)	1	50.00	0.00
3441297	SUNDAY NIGHT SERENITY ARANA GP	7	355.67	0.00
3441280	SUNDAY PUNCH GROUP	0	0.00	63.00
3441293	SUNNYVALE MONDAY NIGHT MEETING	0	0.00	9.00
34412A9	TIME&CHANGE GROUP OF NA	3	29.67	0.00
3441287	TUES NIGHT 11TH STP MEDITATION	0	0.00	50.00
3441289	TUESDAY MEN'S NIGHT OUT (CA)	0	0.00	29.00
3441270	UNIDOS CON FE	0	0.00	20.00
3441284	WE DO RECOVER (SONOMA)	3	117.00	233.00
3441208	WEDNESDAY NITE LIVE GROUP (CA)	0	0.00	57.60



		Jul 2011/ Jun 2012 No. of Contributions	Jul 2011/ Jun 2012 Contributions	Jul 2010/ Jun 2011 Contributions
3441281	WELCOME HOME GROUP	0	0.00	22.67
3441252	WILLOW GLEN GROUP	0	0.00	934.35
	<i>Northern California Region Total:</i>	210	26,673.86	34,902.26
Northern New England Region				
3451216	COURAGE TO CHANGE (ME)	2	60.00	0.00
3381207	DESIGN FOR LIVING	0	0.00	34.70
3451201	FREE AT LAST GROUP (ME)	0	0.00	25.00
	INDIVIDUAL MEMBERS	2	-35.70	149.70
3451214	IT JUST GETS BETTER	1	7.00	15.00
3451601	NORTHERN NEW ENGLAND RSC	2	6,550.39	0.00
3381406	PIONEER VALLEY AREA OF NA (MA)	0	0.00	200.00
3451207	VISION OF HOPE GROUP (NH)	0	0.00	20.00
3451202	WATERVILLE FIVE & DIME GROUP	0	0.00	5.71
	<i>Northern New England Region Total:</i>	7	6,581.69	450.11
Northern New Jersey Region				
3461215	BACKBONE NA GROUP (NJ)	1	25.90	38.00
3461402	BERGEN AREA (NJ)	1	250.00	520.00
3431403	FREEDOM THROUGH UNITY AREA	5	346.29	609.29
3461210	FRIDAY FREEDOM GROUP	1	50.00	0.00
3461216	GOOD DAY TO BE ALIVE (NJ)	1	54.14	0.00
3461217	HERE & NOW GROUP (NJ)	1	91.17	0.00
3461405	HUDSON COUNTY AREA	0	0.00	125.00
	INDIVIDUAL MEMBERS	11	1,210.00	1,350.00
3461601	NORTHERN NEW JERSEY RSC	8	900.00	600.00
3461202	WHAT'S IN A NAME GROUP (NJ)	1	40.00	120.00
	<i>Northern New Jersey Region Total:</i>	30	2,967.50	3,362.29
Northern New York Region				
3471226	ATMOSPHERE OF RECOVERY (NY)	1	69.81	0.00
3471601	NORTHERN NEW YORK RSC	6	332.78	439.11
3471225	WE DO RECOVER (NY)	1	15.00	25.00
	<i>Northern New York Region Total:</i>	8	417.59	464.11
Norway Region				
	INDIVIDUAL MEMBERS	12	891.00	200.00
3971202	NA KONGSBERG (NORWAY)	1	250.00	0.00
3971201	NA NOTODDEN (NORWAY)	2	596.00	0.00
3971601	NORWAY REGION	1	6,468.74	5,220.38
	<i>Norway Region Total:</i>	16	8,205.74	5,420.38
Ohio Region				
3481407	AREA THIRTEEN SERVICE COMM NA	0	0.00	100.00
3481408	CENTRAL OHIO ASC (COASCNA)	2	1,500.00	0.00
3481202	FREE TODAY GROUP (OH)	2	25.00	40.00
3481401	GREATER CINCINNATI AREA	5	312.46	374.40
3481244	I CAN'T WE CAN GROUP (OH)	1	20.00	0.00
	INDIVIDUAL MEMBERS	13	621.00	330.00
3481239	MIRACLES GROUP (OHIO)	1	10.00	0.00
3481246	MONDAY NIGHT MIRACLES (OH)	1	25.00	0.00
3481245	NO STRINGS ATTACHED (OH)	1	100.00	0.00
3481243	OFF THE HOOK (OH)	1	30.00	0.00
3481601	OHIO RSC (ORSCNA)	7	9,027.25	6,647.71
3481242	SATURDAY CROSS TALK GROUP	0	0.00	10.00



		Jul 2011/ Jun 2012 No. of Contributions	Jul 2011/ Jun 2012 Contributions	Jul 2010/ Jun 2011 Contributions
<i>Ohio Region continued</i>				
3481240	SERENITY DOWN SOUTH	0	0.00	44.21
3481238	SUNDAY IP MEETING	1	114.00	109.00
3481215	WEST SIDE STORY GROUP	6	518.38	351.86
3481241	WINNERS GROUP	9	595.00	396.00
	<i>Ohio Region Total:</i>	50	12,898.09	8,403.18
<i>Oklahoma Region</i>				
3491231	ADA 5TH TRADITION GROUP (OK)	2	16.38	0.00
3491232	ADA JUST US (OK)	1	10.00	0.00
3491226	BROKEN ARROW SERENITY SEEKERS	0	0.00	83.98
3491205	HUMP DAY GROUP (OK)	0	0.00	52.00
	INDIVIDUAL MEMBERS	12	500.00	626.90
3491233	LAST CHANCE NA (OK)	1	50.00	0.00
3491234	NA-A-RISIN (OK)	1	25.00	0.00
3491221	NO GRASS GROUP (OK)	1	65.00	0.00
3491213	NORTHSIDE STROLL GROUP	1	150.00	0.00
3491601	OKLAHOMA RSC	2	1,500.00	4,500.00
3491229	OUTLAWS IN RECOVERY	0	-71.42	0.00
3491207	PEACE OF MIND GROUP (OK)	0	0.00	20.00
3491402	PLAINS AREA OF NA (OK)	0	0.00	250.00
3491209	SATURDAY NIGHT LIGHT GROUP	1	216.04	0.00
3491403	WESTERN AREA (OK)	4	500.00	300.00
	<i>Oklahoma Region Total:</i>	26	2,961.00	5,832.88
<i>Ontario Region</i>				
3501226	ALIVE & KICKING GROUP (ON)	4	120.00	0.00
3501202	CLEAN & SERENE GROUP (ON)	0	0.00	250.00
3501218	CLEAN TIMES GROUP OF NA	0	0.00	750.00
3501222	COME AS U R	0	0.00	50.00
3501212	FREEDOM GROUP (ON)	3	186.52	0.00
3501406	GEORGIAN HEARTLAND ASC (CAN)	1	1,000.00	0.00
3501405	GOLDEN TRIANGLE AREA (ON)	0	0.00	10,075.00
3501403	GREATER LONDON AREA (LANA)	0	0.00	200.00
3501219	HUNGER FOR HEALING	2	400.00	200.00
	INDIVIDUAL MEMBERS	2	200.00	238.26
3501207	JUST FOR TODAY GROUP (ON)	1	1,000.00	0.00
3501227	LEARNING TO LIVE GROUP (ON)	1	100.00	0.00
3501223	NA WORKS	1	50.00	100.00
3501217	NEVER ALONE GROUP	0	0.00	72.52
3501601	ONTARIO RSC	1	7,500.00	28,500.00
3501404	OTTAWA AREA	3	985.89	1,538.13
3501221	RECOVERY COMES FIRST	0	0.00	160.00
3501225	RECOVERY GROUP (CAN)	1	150.00	0.00
3501220	TOGETHER WE CAN	0	0.00	400.00
3501402	TORONTO AREA SERVICE COMMITTEE	3	6,732.72	644.41
3501224	WALKING IN RECOVERY (ON)	0	0.00	100.00
	<i>Ontario Region Total:</i>	23	18,425.13	43,278.32



		Jul 2011/ Jun 2012 No. of Contributions	Jul 2011/ Jun 2012 Contributions	Jul 2010/ Jun 2011 Contributions
Other Forums, Areas, Groups				
3997007	ASIA PACIFIC ZONAL FORUM	1	2,500.00	5,000.00
3997003	CANADIAN ASSEMBLY (CANA)	3	15,000.00	5,000.00
3993003	CIRCLE OF SISTERS	1	16,000.00	7,115.00
3993006	CONVENCION LATINA DEL SUR	1	200.00	0.00
3991410	EGYPT AREA	0	0.00	548.00
3997002	EUROPEAN DELEGATES/EDM	0	0.00	11,701.01
3991243	FREITAGSMEETING BOCHUM	2	387.43	0.00
3991402	FRENCH SPEAKING - SWITZERLAND	1	450.00	0.00
3991411	GIBRALTAR GROUP	1	357.03	0.00
3991609	HUNGARY REGION	1	200.05	0.00
	INDIVIDUAL MEMBERS	1	140.00	452.00
3991244	JEWISH HOSPITAL GROUP	1	137.09	0.00
3991223	JOURNEY CONTINUES GROUP	0	0.00	95.76
3991230	KARLSRUHE SATURDAY GROUP	0	0.00	191.52
3991416	KOBENHAVN ASC	2	3,433.97	0.00
3997008	LATIN AMERICA ZONAL FORUM	1	500.00	0.00
3991412	LITHUANIA RSC	2	1,354.52	254.17
3991237	LIVING FOR TODAY GR. STOCKHOLM	1	147.10	197.29
3993008	MACCNA INC (MEX,AZ,CA CONV NA)	0	0.00	543.00
3997006	MIDWEST ZONAL FORUM	0	0.00	551.31
3993007	MIRACLE OF WOMEN CONFERENCE	1	300.00	0.00
3991240	MONTAGSMEETING BOCHUM	3	345.33	103.87
3991241	NA FARSI GROUP ANTWERP	0	0.00	70.61
3991233	NA FARSI GROUP BRUSSEL	0	0.00	129.30
3991235	NA FREDRIKSTAD GROUP	0	0.00	90.35
3991234	NA RAINBOW GROUP STOCKHOLM	0	0.00	34.88
3991232	NA SARPSBORG GROUP	1	256.12	1,186.97
3991236	NA UUSI ALKU GROUP	0	0.00	51.63
3991208	NA VIDEO MEETING 7TH TRADITION	55	294.79	0.00
3991405	PATTAYA AREA THAILAND	0	0.00	185.00
3997004	PLAINS STATES ZONAL FORUM	0	0.00	1,056.21
3991246	PRIMARY PURPOSE GROUP	1	195.21	0.00
3992004	SERVICE SYSTEM WORKGROUP	0	0.00	858.51
3991408	SOUTH NETHERLANDS ASC	1	1,325.73	0.00
3997001	SOUTHERN ZONAL FORUM	0	0.00	591.86
3991238	SUNDAY DEUTSCH-ENGLISCHES GR.	0	0.00	70.46
3993002	TEXAS STATE CONVENTION OF NA	1	53.89	556.36
3991608	THAILAND REGION	0	0.00	1,986.60
3991242	THURSDAY ENGLISH GROUP	0	0.00	72.21
3991245	TUESDAY GROUP BERLIN	1	78.08	0.00
3991419	UAE ASC DUBAI	0	0.00	519.00
3992002	WORLD CONVENTION UNITY DAY	2	20,871.78	0.00
<i>Other Forums, Areas, Groups Total:</i>		85	64,528.12	39,212.88
Pacific Cascade Region				
3511230	12 TO LIFE (OR)	2	250.00	102.00
3511240	15 VARIOUS NA GROUPS (OR)	1	15.00	0.00
3511235	BASIC NA MEETING (OR)	2	55.00	61.00
3511406	CENTRAL OREGON HIGH DESERT ASC	4	200.00	333.00
3511228	CLEAN & FREE GROUP (OR)	0	0.00	70.00
3511234	COURAGE TO CHANGE (OR)	4	92.00	30.00



		Jul 2011/ Jun 2012 No. of Contributions	Jul 2011/ Jun 2012 Contributions	Jul 2010/ Jun 2011 Contributions
<i>Pacific Cascade Region continued</i>				
3513001	EUGENE AREA ACTIVITIES	0	0.00	290.00
3511203	FIREMENS MEN'S STEP STUDY	2	829.05	650.00
3511222	FREEDOM IN THE FLATS	0	0.00	50.00
3511216	HAROLD STREET BLUES	6	400.00	325.00
3511202	HOLE IN THE WALL GROUP (OR)	1	200.00	0.00
	INDIVIDUAL MEMBERS	4	196.05	544.01
3511217	LA GRANDE NA BURNING DESIRES	1	100.00	74.79
3511407	LINN-BENTON-LINCOLN AREA (OR)	2	550.00	421.02
3511225	LONA	1	23.71	114.67
3511237	MINUTE X MINUTE GROUP (OR)	5	325.00	0.00
3511231	NA OUTLAWS MENS GROUP	1	510.00	433.00
3511236	NEED A NOONER NA (OR)	2	120.00	0.00
3511238	NEW JOURNEY (OR)	2	248.00	0.00
3511409	NW PORTLAND AREA	0	0.00	50.00
3511229	OLD SCHOOL MEETING	0	0.00	81.12
3511233	ONE STEP AT A TIME (OR)	0	0.00	28.00
3511601	PACIFIC CASCADE RSC	5	2,524.48	6,288.12
3511201	RECOVERY TODAY GROUP (OR)	1	48.00	0.00
3511239	SILETZ GROUP (OR)	2	93.66	0.00
3511402	SISKIYOU AREA (CA)	0	0.00	105.90
3511232	SUNDAY NT SOLUTIONS FOR LIVING	0	0.00	12.00
3511213	TOGETHER WE CAN GROUP (OR)	1	90.00	0.00
3511404	TUALATIN VALLEY AREA	2	357.00	0.00
3511410	UVASC OF NA (OR)	0	0.00	12.25
	<i>Pacific Cascade Region Total:</i>	51	7,226.95	10,075.88
Panama Region				
3911601	PANAMA RSC	1	250.00	260.00
	<i>Panama Region Total:</i>	1	250.00	260.00
Peru Region				
30C1601	PERU REGION	1	50.00	0.00
	<i>Peru Region Total:</i>	1	50.00	0.00
Philippines Region				
3961601	PHILIPPINES REGION	1	675.00	0.00
	<i>Philippines Region Total:</i>	1	675.00	0.00
Portugal Region				
3521601	PORTUGAL REGION-APNA	1	657.64	387.64
	<i>Portugal Region Total:</i>	1	657.64	387.64
Quebec Region				
3531203	CAP D'ESPOIR (QC)	2	200.00	200.00
3531401	CSL SUD-QUEST (QC)	1	1,000.00	0.00
3531403	CSLENA (QC)	0	0.00	80.00
	INDIVIDUAL MEMBERS	0	0.00	8.00
3531601	QUEBEC RSC/C.S.R.Q.N.A.	1	5,000.00	0.00
	<i>Quebec Region Total:</i>	4	6,200.00	288.00
Red River Region				
3311213	OKLATEX NA	10	500.00	750.00
30H1601	RED RIVER RSC	1	500.00	1,000.00
	<i>Red River Region Total:</i>	11	1,000.00	1,750.00



		Jul 2011/ Jun 2012 No. of Contributions	Jul 2011/ Jun 2012 Contributions	Jul 2010/ Jun 2011 Contributions
Region 51 Narcotics Anonymous				
3621230	ADDICTS TOGETHER (NV)	6	174.59	465.82
3031401	CAN NA AREA (AZ)	4	1,851.96	2,025.50
3621245	DRUGS NO MORE (NV)	2	150.00	0.00
3621402	EAST LAS VEGAS AREA	0	0.00	1,128.72
3621207	FRIDAY NIGHT PM RECOVERY (NV)	0	0.00	174.27
3621223	GIRLS JUST WANNA HAVE FUN	0	0.00	7.25
3621236	HAPPY JOYOUS & FREE	7	124.77	181.12
	INDIVIDUAL MEMBERS	1	1,000.00	1,013.00
3621233	IT WORKS HOW & WHY	1	36.28	60.00
3621242	LEATHER AND LACE (NV)	1	50.00	0.00
3621244	LETTING GO GROUP (NV)	5	262.23	0.00
3621234	MONDAY SOLUTION	5	225.00	245.00
3621235	MORE WILL BE REVEALED	5	181.22	261.28
3621241	MOVING ON GROUP (NV)	0	0.00	30.00
3621203	NEW FOUND FREEDOM GROUP (NV)	2	41.99	153.57
3621403	NORTH BY NORTHWEST AREA (NV)	11	7,080.84	7,285.51
3621243	NOT HIGH AT NOON (NV)	1	500.00	0.00
3621240	PM RECOVERY (NV)	1	100.00	296.37
3621239	REASONS TO RECOVER (NV)	0	0.00	70.00
3621601	REGION 51 NARCOTICS ANONYMOUS	2	11,025.53	20,195.30
3621229	SATURDAY NIGHT SURRENDER	5	76.50	120.41
3621401	SOUTHERN NEVADA AREA	0	0.00	26.16
3621225	STAND 4 SOMETHING GROUP	1	40.50	149.39
3621238	WOMENS MEETING REGION 51 (NV)	7	206.50	258.25
<i>Region 51 Narcotics Anonymous Total:</i>		67	23,127.91	34,146.92
Region del Coqui (Puerto Rico)				
3841404	COMITE DE SERVICIOS METRO (PR)	1	500.00	0.00
3841602	COMITE REGIONAL DE SERVICIO NA	1	275.00	0.00
3841403	COMITE SERVICIO NA AREA OESTE	11	113.41	171.00
	INDIVIDUAL MEMBERS	12	60.00	50.00
3841401	NA AREA NORTE CENTRO	7	359.63	237.20
3841601	REGION DEL COQUI	0	0.00	297.00
3841201	SOLO POR HOY GROUP (PR)	2	28.00	0.00
<i>Region del Coqui (Puerto Rico) Total:</i>		34	1,336.04	755.20
Rio de Janeiro				
3821405	AREA NORTE RIO DE JANEIRO	5	7,084.00	0.00
3821603	RIO DE JANIERO REGION (BRA)	2	4,000.00	1,000.00
<i>Rio de Janeiro Total:</i>		7	11,084.00	1,000.00
Rio Grande Region				
3551218	A NEW WAY OF LIFE (NM)	1	30.00	0.00
3551202	CAVERN CITY GROUP (NM)	0	0.00	100.00
3551216	GIVING IT AWAY GROUP (NM)	1	200.00	0.00
3551402	GREATER ALBUQUERQUE AREA	4	412.55	627.45
	INDIVIDUAL MEMBERS	2	400.00	245.00
3551214	LIV-IN-THE-DASH (NM)	0	0.00	100.00
3551207	MORE WILL BE REVEALED (NM)	6	264.65	450.00
3551217	OPTIONS MEETING OF NA (NM)	2	180.00	0.00
3551404	PECOS VALLEY AREA (NM)	1	391.22	0.00



		Jul 2011/ Jun 2012 No. of Contributions	Jul 2011/ Jun 2012 Contributions	Jul 2010/ Jun 2011 Contributions
<i>Rio Grande Region continued</i>				
3551215	SURVIVORS GROUP (NM)	2	90.00	60.00
3551212	VIVIENDO EL PROGRAMA	0	0.00	20.19
	<i>Rio Grande Region Total:</i>	19	1,968.42	1,602.64
San Diego/Imperial Region				
3561205	BASIC TEXT STUDY (CA)	0	0.00	-13.70
3561240	BORREGO SPRINGS ALANO CLUB	1	125.00	0.00
3561243	COLD TURKEY MEETING (SDCAL)	1	25.00	0.00
	INDIVIDUAL MEMBERS	8	396.79	170.00
3561241	LIVING THE DREAM (CA)	1	46.00	0.00
3561231	MONDAY BT GROUP (SOLANA BEACH)	1	29.39	458.78
3561227	MONDAY NIGHT 11TH STEP MEETING	3	253.86	83.52
3561232	MONDAY NIGHT 2+2	1	19.95	9.00
3561212	MONDAY NITE BOOK STUDY (CA)	0	0.00	43.00
3561242	NO BULLSHIT GROUP (SDCAL)	2	22.05	0.00
3561234	NOON AT THE BEACH MEETING (CA)	1	60.00	76.00
3561402	NORTH COAST AREA (CA)	8	266.11	426.39
3561237	NOT LIKE OTHER MOON MEETINGS	1	6.90	1.00
3561233	RECOVERY FIRST MENS GROUP	0	0.00	140.55
3561225	RESPECT THE MIRACLE GROUP	0	0.00	20.85
3561601	SAN DIEGO/IMPERIAL RSC	14	2,206.92	2,196.06
3561215	SATURDAY MORNING LIVE (CA)	5	225.00	81.00
3561238	SERENITY SUNDAYS (CA)	0	0.00	5.00
3561239	SO FRESH AND SO CLEAN (CA)	1	120.00	0.00
3561403	SOUTHEAST BARIO ASC	0	0.00	518.57
3561236	SUNRISE MEETING	0	0.00	10.00
3561235	TELL IT LIKE IT IS	0	0.00	75.00
3561230	THE S H O W GROUP	0	0.00	46.75
	<i>San Diego/Imperial Region Total:</i>	48	3,802.97	4,347.77
Show Me Region				
3571206	ANOTHER SUNRISE GROUP	3	452.60	403.35
3571247	DROSTE GROUP	2	400.00	350.00
3571251	GONZO FOR RECOVERY (IL)	0	0.00	50.00
3571241	GRATITUDE IN RECOVERY	2	71.20	149.19
3571403	GREATER ST CHARLES AREA	2	387.50	367.63
3571404	HEARTLAND AREA OF NA	2	80.74	0.00
3571253	I CAN'T WE CAN (MO)	1	40.00	0.00
	INDIVIDUAL MEMBERS	14	5,417.61	2,453.00
3571249	IT WORKS HOW AND WHY (MO)	0	0.00	20.00
3571254	IT'S A GOD THING GROUP (MO)	1	24.00	0.00
3571401	LITTLE EGYPT AREA	0	0.00	597.07
3571250	LIVING IN VICTORY GROUP (MO)	1	75.00	90.00
3571248	LIVING MIRACLES NA GROUP	0	0.00	255.10
3571207	MIRACLES OF LIFE GROUP (MO)	4	329.00	140.00
3571218	NEW HOPE GROUP (MO)	1	7.21	15.00
3571215	NEW LIFE GROUP	1	100.00	120.00
3571252	NO EXCUSES GROUP (MO)	2	300.00	55.00
3571402	NORTHLAND AREA OF NA (MO)	3	294.74	252.82
3571244	OP NA	3	284.00	183.00
3571209	POINT OF FREEDOM GROUP (MO)	6	144.00	144.00
3571406	PRIMARY PURPOSE AREA OF NA	0	0.00	857.93



		Jul 2011/ Jun 2012 No. of Contributions	Jul 2011/ Jun 2012 Contributions	Jul 2010/ Jun 2011 Contributions
3571601	SHOW ME RSC	0	0.00	6,620.50
3571240	SPARK OF LIFE	2	138.27	238.87
3571212	SPIRITUAL CONNECTION	0	0.00	594.00
3571214	STEP BY STEP GROUP (MO)	0	0.00	49.48
3571203	THE MIRACLE GROUP (MO)	11	220.33	215.21
3571242	TODAY'S CHOICE GROUP OF NA	0	0.00	116.72
3571405	UKCANA/UNITED KANSAS CITY AREA	0	0.00	92.50
3571245	WE DO RECOVER (MO)	3	137.13	0.00
	<i>Show Me Region Total:</i>	64	8,903.33	14,430.37
Sierra Sage Region				
3581401	GREATER OWENS VALLEY ASC	0	0.00	490.43
	INDIVIDUAL MEMBERS	1	40.00	10.00
3581210	NEVER ALONE GROUP (NV)	1	85.00	0.00
3581202	REACHING FOR RECOVERY GROUP	0	0.00	320.00
3581211	SATURDAY NITE SPECIAL	1	22.00	43.00
3581601	SIERRA SAGE RSC	12	7,500.00	13,000.00
3581212	SOUTH SHORE NA CAMPOUT	1	300.00	0.00
	<i>Sierra Sage Region Total:</i>	16	7,947.00	13,863.43
South Africa				
	INDIVIDUAL MEMBERS	1	100.00	0.00
3991605	SOUTH AFRICA REGION	1	3,700.00	0.00
	<i>South Africa Total:</i>	2	3,800.00	0.00
South Dakota Region				
3051203	NEW HOPE GROUP	1	100.00	150.00
3051403	WEST RIVER AREA (WRANA)	1	300.00	0.00
	<i>South Dakota Region Total:</i>	2	400.00	150.00
South Florida Region				
3591256	BASIC MEETING (FL)	1	14.60	0.00
3591406	FOREST AREA SERVICE COMMITTEE	3	444.00	345.00
3591408	GULF COAST AREA SERVICES	5	1,467.38	647.91
	INDIVIDUAL MEMBERS	8	1,113.82	277.63
3591238	IT WORKS GROUP (FL)	3	188.92	223.50
3591252	NEW BEGININGS GROUP	0	0.00	124.00
3591255	NEW PERSPECTIVE GROUP (FL)	7	159.14	0.00
3591235	NEW SUNDAY MORNING (FL)	0	0.00	128.00
3591254	NEW TAMPA GROUP (FL)	0	0.00	38.00
3181403	SHARK COAST AREA (FL)	1	200.00	250.00
3591409	SOUTH ATLANTIC ASC (FL)	0	0.00	250.00
3591601	SOUTH FLORIDA RSC	5	9,450.00	4,812.55
3591242	STAIRWAY TO RECOVERY (FL)	0	0.00	57.40
3591253	SUNDAY NIGHT SERENITY (FL)	0	0.00	20.00
3591405	SUNSET COAST AREA (FL)	1	227.44	235.65
3591205	THE TRUTH WILL SET YOU FREE	4	125.00	100.00
3591249	WOMEN AND RECOVERY	3	21.60	118.31
	<i>South Florida Region Total:</i>	41	13,411.90	7,627.95
Southern Brazil Region				
3821401	ASC VALE DO SINOS	1	160.00	0.00
30R1601	REGIAO BRASIL SUL	1	124.00	146.00
3821404	SERRA GAUCHA CSA	1	50.00	0.00
	<i>Southern Brazil Region Total:</i>	3	334.00	146.00



		Jul 2011/ Jun 2012 No. of Contributions	Jul 2011/ Jun 2012 Contributions	Jul 2010/ Jun 2011 Contributions
Southern California Region				
36012C1	60 MINUTE SOLUTION (SCAL)	1	60.00	0.00
36012A3	BASIC TRAINING	1	41.54	0.00
3601220	COURAGE TO CHANGE GROUP (CA)	7	277.75	284.70
3601289	DESIRE TO RECOVER GROUP	0	0.00	110.00
36012A6	DOING IT ON THE LAKE	0	0.00	344.97
3601408	EASTERN SIERRA AREA	1	127.17	563.59
3601295	ELEVENTH STEP GROUP	0	0.00	68.97
3601290	FREE ON FRIDAY GROUP	5	118.00	172.40
36012A7	GIRLS NIGHT OUT (CA)	1	13.00	70.95
	INDIVIDUAL MEMBERS	111	3,829.60	3,654.16
3601409	INLAND EMPIRE FOOTHILLS	0	0.00	40.00
36012C3	INVITATION TO LIVE GROUP	3	123.93	0.00
36012B7	LEADERS CHOICE (SCAL)	1	45.00	0.00
36012B8	LISTENING FOR ..11TH STEP MTG	6	92.39	0.00
36012C5	MID-DAY SOLUTIONS (SCAL)	1	25.00	0.00
36012B2	MONDAY NIGHT WE DO RECOVER	1	30.00	80.00
36012B5	NEVER ALONE GROUP (CA)	0	0.00	12.50
36012C4	NEW LIFE NOON GROUP (SCAL)	3	94.00	0.00
36012B1	NORTH HOLLYWOOD STEP STUDY	5	675.00	249.50
3601299	QUEST FOR SERENITY	1	318.44	539.00
3601210	RECOVERY ZONE GROUP (CA)	0	0.00	29.00
3601407	SANTA CLARITA AREA	2	215.50	0.00
36012C2	SHARE THE LOVE & HAPPINESS	1	20.00	0.00
36012A8	SHARING FROM THE HEART	12	334.67	239.60
36012B9	SI NOS RCUPERAMOS	3	38.00	0.00
3601601	SOUTHERN CALIFORNIA RSC	1	3,892.57	11,355.88
36012B3	SPIRITUAL PRINCIPLE STUDY (CA)	2	72.00	100.03
36012A5	SPIRITUAL SOLUTIONS HOLLYWOOD	0	0.00	40.00
3601224	STEP UP TO FREEDOM	0	0.00	315.23
36012A9	SUNDAY SERENITY	0	0.00	156.50
3601207	SUNDAY SURRENDER GROUP	10	196.25	162.76
36012B6	TELL IT LIKE IT IS (CA)	1	30.00	0.00
36012B4	THURSDAY EARLY BIRD NA	0	0.00	75.00
3601218	WE CAME TO BELIEVE GROUP (CA)	7	208.25	129.11
3601403	WESTEND AREA (CA)	9	1,489.80	1,557.18
<i>Southern California Region Total:</i>		197	12,367.86	20,351.03
Southern Idaho Region				
3611209	GLENS FERRY GROUP (ID)	3	47.70	43.00
	INDIVIDUAL MEMBERS	0	0.00	20.00
3611211	IT WORKS HOW & WHY GROUP (ID)	0	0.00	139.50
3611404	MAGIC VALLEY AREA (ID)	1	75.50	0.00
3613003	MEN'S RETREAT (MAGIC VALLEY)	1	110.86	127.49
3611210	MOUNTAIN HOME GROUP (ID)	5	103.80	128.00
3611202	NEW ATTITUDES GROUP (ID)	3	51.31	45.00
3613004	PACIFIC NORTHWEST CONVENTION	1	319.08	0.00
3611214	THE NOON GROUP (ID)	0	0.00	100.00
3611402	TREASURE VALLEY AREA (ID)	3	432.10	0.00
<i>Southern Idaho Region Total:</i>		17	1,140.35	602.99



		Jul 2011/ Jun 2012 No. of Contributions	Jul 2011/ Jun 2012 Contributions	Jul 2010/ Jun 2011 Contributions
Spain Region				
3631203	GROUP CRECIENDO JUNTOS (SP)	4	165.00	64.00
3631202	GRUPO MARBELLA JUEVES MANANA	0	0.00	134.00
	INDIVIDUAL MEMBERS	2	140.00	142.00
3631601	SPAIN RSC	1	1,952.11	3,395.15
3631201	VOLVE A EMPEZAR MARBELLA	0	0.00	251.00
	<i>Spain Region Total:</i>	7	2,257.11	3,986.15
Sweden Region				
3641208	GODNATTGRUPPEN (SWEDEN)	0	0.00	70.00
3641211	HISSINGSGRUPPEN (SWEDEN)	0	0.00	155.00
	INDIVIDUAL MEMBERS	7	473.00	2,698.00
3641204	JUST FOR TODAY GROUP (SWEDEN)	1	149.00	0.00
3641205	LIVING FOR TODAY (SWEDEN)	1	95.93	440.95
3991231	NACKA NA GROUP	0	0.00	118.28
3641201	NEW WAY OF LIFE GROUP (SW)	1	416.45	456.92
3641210	ROOTS FROM GOTHENBURG (SW)	0	0.00	18.00
3641212	STENUNGSUNDSGRUPPEN (SWEDEN)	0	0.00	230.00
3641209	SVEAGROUP VARBERG	0	0.00	435.00
3641601	SWEDEN RSC	1	3,417.25	22,573.04
	<i>Sweden Region Total:</i>	11	4,551.63	27,195.19
Tejas Bluebonnet Region				
3651214	1960 GROUP OF NA	1	9.20	21.17
3651205	AGAPE FREEDOM GROUP (TX)	0	0.00	48.29
3651405	CENTRAL TEXAS AREA	1	203.00	132.00
3651403	ESPERANZA AREA (TX)	1	100.00	91.53
3651207	GEM CITY GROUP (TX)	0	0.00	74.50
3651404	HILL COUNTRY AREA (TX)	0	0.00	91.53
3651402	HOUSTON AREA (HASCONA)	6	329.98	303.36
3651233	HUGS NOT DRUGS	2	45.00	70.00
	INDIVIDUAL MEMBERS	23	1,390.00	739.00
3651206	KEEP IT CLEAN GROUP (TX)	0	0.00	440.00
3651235	LIFEGUARD GROUP	0	0.00	318.33
3651220	LOST & FOUND GROUP (TX)	3	329.80	364.18
3651226	MEN OF HOPE GROUP	0	0.00	30.00
3651234	NEVER ALONE GROUP (TX)	0	0.00	25.00
3311405	NORTH SIDE AREA (TX)	6	600.00	100.00
3651407	SOUTHEAST TEXAS AREA OF NA	0	0.00	267.36
3651229	STEPPING UP GROUP	6	550.78	83.90
3651601	TEJAS BLUEBONNET RSC	3	6,745.24	4,594.43
3651401	TEXAS TRI-COUNTY AREA (TTCASC)	0	0.00	1,405.02
3651225	THE LAST ROOM GROUP	0	0.00	13.00
3651221	THE RIGHT STUFF GROUP (TX)	0	0.00	95.65
3651223	THE SOONER THE BETTER (TX)	12	560.95	487.79
3651236	VICTORIA NA GROUP (TX)	5	150.00	30.00
	<i>Tejas Bluebonnet Region Total:</i>	69	11,013.95	9,826.04
Tri State Region				
3661201	BEECHWOOD GROUP (PA)	3	34.00	89.50
3661402	CENTRAL WESTERN PA AREA (CWPA)	3	75.00	100.00
3661414	EAST END AREA (EEANA)	4	740.00	1,243.77
3661214	ELIZABETH GROUP	1	34.84	83.00



		Jul 2011/ Jun 2012 No. of Contributions	Jul 2011/ Jun 2012 Contributions	Jul 2010/ Jun 2011 Contributions
<i>Tri State Region continued</i>				
3661260	FRIDAY JUST FOR TODAY (PA)	0	0.00	30.00
3661261	GIFT OF RECOVERY (PA)	2	200.00	0.00
	INDIVIDUAL MEMBERS	9	50.00	50.00
3661408	INTERSTATE CROSSROADS AREA	4	3,250.00	1,082.36
3661247	IT WORKS HOW & WHY GROUP (PA)	1	28.52	161.75
3661412	LAWRENCE COUNTY AREA SER COM	0	0.00	50.00
3661263	LIVING IN RECOVERY GROUP (PA)	5	141.14	0.00
3661405	NORTH EAST AREA (PA)	5	453.14	191.19
3661407	SOUTH HILLS AREA (PA)	2	1,084.22	1,657.14
3661262	ST MARY'S SAT NIGHT NEWCOMERS	1	10.00	0.00
3661264	SUNDAY MORNING SERENITY (WV)	1	50.00	0.00
3661601	TRI - STATE RSC	1	1,899.88	6,696.99
3661259	TUESDAY NOON DISC GROUP (PA)	0	0.00	34.00
3661204	WOMEN'S RECOVERY GROUP (PA)	1	30.00	30.00
	<i>Tri State Region Total:</i>	43	8,080.74	11,499.70
<i>Turkish Region</i>				
30D1601	TURKISH REGION	2	587.52	0.00
	<i>Turkish Region Total:</i>	2	587.52	0.00
<i>United Kingdom Region</i>				
	INDIVIDUAL MEMBERS	0	0.00	12.00
3941601	UNITED KINGDOM REGION	2	6,518.39	18,846.03
	<i>United Kingdom Region Total:</i>	2	6,518.39	18,858.03
<i>Upper Midwest Region</i>				
	INDIVIDUAL MEMBERS	1	172.50	155.00
3671401	MANITOBA AREA	1	158.42	0.00
	<i>Upper Midwest Region Total:</i>	2	330.92	155.00
<i>Upper Rocky Mountain Region</i>				
3681202	CLEAN & FREE GROUP (WY)	1	40.00	0.00
3681217	CLEAN & SERENE GROUP (WY)	1	35.00	0.00
3681215	GREYBULL GROUP	0	0.00	10.00
3681208	HOPE NOT DOPE GROUP (WY)	3	237.42	430.13
	INDIVIDUAL MEMBERS	1	17.50	0.00
3681201	LIVING PROOF GROUP (WY)	4	208.80	457.91
3681401	WYO - BRASKA AREA	1	140.00	0.00
3681402	WYOMING WESTERN AREA	1	100.00	100.00
	<i>Upper Rocky Mountain Region Total:</i>	12	778.72	998.04
<i>Uruguay Region</i>				
3741601	URUGUAY REGION	1	1,725.00	691.00
	<i>Uruguay Region Total:</i>	1	1,725.00	691.00
<i>Utah Region</i>				
3691214	ARCHWAYS TO RECOVERY (UT)	1	200.00	0.00
3691402	CENTRAL UTAH AREA	2	233.94	73.00
	INDIVIDUAL MEMBERS	3	510.01	820.00
3691405	LAKESIDE UNITY AREA OF NA	12	560.89	601.89
3691216	LIVING THE PROMISE (UT)	4	107.50	0.00
3691215	NEW FOUND REALITIES (UT)	1	58.00	0.00
3691401	NORTHERN UTAH AREA	13	448.62	443.29
3691601	UTAH RSC	8	784.06	409.52
	<i>Utah Region Total:</i>	44	2,903.02	2,347.70



		Jul 2011/ Jun 2012 No. of Contributions	Jul 2011/ Jun 2012 Contributions	Jul 2010/ Jun 2011 Contributions
Venezuela Region				
30S1601	VENEZUELA REGION	1	200.00	125.00
	<i>Venezuela Region Total:</i>	1	200.00	125.00
Volunteer Region				
3701243	HAPPY HOUR GROUP	0	0.00	384.00
	INDIVIDUAL MEMBERS	20	437.45	2,038.72
3701247	LITTLE RIVER GROUP	7	317.48	149.23
3701248	MIRACLES HAPPEN NA GROUP (TN)	5	167.49	0.00
3701244	NEVER ALONE GROUP	4	47.50	50.00
3701246	NEW HORIZON GROUP	1	30.41	146.25
3701236	NO MATTER WHAT GROUP (TN)	7	301.00	249.01
3701202	NOTHING TO FEAR GROUP (TN)	3	223.96	250.97
3701206	PRIMARY PURPOSE GROUP (TN)	7	117.00	106.00
3701245	THE ATTIC GROUP	0	0.00	20.00
3701601	VOLUNTEER RSC	3	8,676.33	5,558.46
3701401	WEST TENNESSEE AREA	6	1,406.15	1,399.81
	<i>Volunteer Region Total:</i>	63	11,724.77	10,352.45
Washington - Northern Idaho				
3711258	A SIMPLE SOLUTION (WA)	1	97.00	0.00
3711233	ASK IT BASKIT GROUP (WA)	2	40.00	120.00
3711257	ATMOSPHERE OF RECOVERY (WA)	5	2,125.00	0.00
3711259	FREEDOM FROM OURSELVES (WA)	1	228.93	0.00
3711251	FREEDOM GROUP OF SEATTLE WA	1	26.50	67.40
3713009	FREEDOM TO CHANGE MENS RETREAT	0	0.00	35.38
3711238	FRIDAY HARBOR GROUP	5	63.21	98.07
3711207	FRIDAY NIGHT ALIVE GROUP (WA)	3	180.00	375.00
3711241	FRIDAY NIGHT STEP STUDY	3	156.50	408.34
3711242	GRACE GROUP	0	0.00	50.00
	INDIVIDUAL MEMBERS	35	5,241.34	4,083.00
3711249	INSOMNIADICTS	0	0.00	20.00
3711255	JUST FOR TODAY (WA)	1	5.00	0.00
3711226	KIND OF THURSDAY NIGHT GROUP	1	250.00	450.00
3711222	LOVIN' SPOONFULL NA	0	0.00	201.77
3711244	MONDAY NIGHT RECOVERY	0	0.00	134.14
3711213	MORE GRATITUDE LESS ATTITUDE	11	401.40	355.56
3711250	NA REGULARS OF SEATTLE WA	3	100.79	152.75
3711212	NEW FRONTIERS GROUP (WA)	0	0.00	442.00
3711204	NEW HOPE GROUP (WA)	0	0.00	50.00
3711406	NORTH PUGET SOUND AREA (WA)	1	250.00	0.00
3711254	NORTH SEATTLE HARDCORE (WA)	1	19.25	19.15
3711410	NORTHWEST WASHINGTON AREA	3	1,394.04	1,048.03
3711248	OASIS GROUP	5	491.17	231.44
3711240	RECOVERY BY THE BOOK	0	0.00	80.00
3711401	SEATTLE AREA (WA)	3	477.77	991.93
3711252	SERENITY CIRCLE MTG (WA)	3	206.50	208.00
3711216	SERENITY SEEKERS GROUP (WA)	1	78.21	0.00
3711256	SOS GROUP (WA)	2	101.82	0.00
3711412	SOUTH KING COUNTY (SKCANA)	11	720.48	1,046.72
3711413	SOUTH PUGET SOUND ASC (WA)	2	2,358.19	0.00
3711223	SOUTHERNDERS GROUP	1	32.01	31.12
3711403	THE LEWIS COUNTY AREA (TLCANA)	1	20.00	60.83



		Jul 2011/ Jun 2012 No. of Contributions	Jul 2011/ Jun 2012 Contributions	Jul 2010/ Jun 2011 Contributions
<i>Washington - Northern Idaho continued</i>				
3711253	TOP OF THE HILL (WA)	3	61.00	50.00
3711229	TOWER OF POWER GROUP (WA)	1	30.00	52.00
3711404	TRI - CITIES AREA (WA)	2	150.00	0.00
3711205	UNITY IN UNION GROUP	4	191.76	228.99
3713010	WASHINGTON SPIRITUAL BREAKFAST	1	100.00	0.00
3711601	WASHINGTON-NORTHERN IDAHO RSC	6	31,966.70	25,683.00
	<i>Washington - Northern Idaho Total:</i>	123	47,564.57	36,774.62
<i>Western New York Region</i>				
	INDIVIDUAL MEMBERS	1	27.44	0.00
3811401	NIAGARA - ORLEANS AREA (NI-O)	0	0.00	100.00
3811214	SERENITY COURAGE&WISDOM (NY)	1	70.00	0.00
3811601	WESTERN NEW YORK RSC	1	1,000.00	1,500.00
3811213	WOMEN'S RECOVERY GROUP	1	30.00	40.00
	<i>Western New York Region Total:</i>	4	1,127.44	1,640.00
<i>Western Russia Region</i>				
	INDIVIDUAL MEMBERS	4	252.00	10.00
	<i>Western Russia Region Total:</i>	4	252.00	10.00
<i>Wisconsin Region</i>				
3721406	BADGERLAND AREA SERVICE	4	280.04	90.24
	INDIVIDUAL MEMBERS	3	47.00	193.00
3721210	MONDAY NITE SURRENDER (WI)	0	0.00	118.77
3721402	NORTHEAST WISCONSIN AREA	5	791.34	539.00
3721213	ROAD TO RECOVERY	4	63.93	42.87
3721201	STRAIGHT AHEAD GROUP (WI)	0	0.00	32.00
3721601	WISCONSIN RSC	7	3,138.16	5,125.63
3721212	WOMEN IN RECOVERY (WI)	1	75.14	69.94
	<i>Wisconsin Region Total:</i>	24	4,395.61	6,211.45
	<i>Grand Total:</i>	2,916	666,859.42	741,994.35