



NAVS[®]

ANNUAL REPORT
1 JULY 2015 - 30 JUNE 2016

Honesty, trust, and goodwill
are the foundation of our service efforts, all of which
rely upon the guidance of a loving Higher Power.

A Vision for NA Service

NA World Services, Inc.
Annual Report
1 July 2015 – 30 June 2016

PO Box 9999
Van Nuys, CA 91409-9099

+1.818.773.9999
Fax: +1.818.700.0700

Contents

Honesty, Trust, and Goodwill	1
A Note from Your World Board	1
Your World Services Trusted Servants	3
Projects, Workgroups, and Fellowship Discussions	4
Service System	4
Traditions Book	5
Virtual Workgroups	6
Fellowship Issue Discussions	7
Growing NA—Fellowship Development	9
Fellowship Support	9
Translations	14
Public Relations	15
Basic Services	18
<i>Fellowship Services</i>	18
<i>Communications</i>	19
<i>Information Technology</i>	22
<i>Production and Distribution</i>	23
<i>Staff and Offices</i>	26
Five Straw Polls and a Motion: A FIPT Temperature Check from WSC 2016	28
World Convention	31
Invest in Our Vision	32
Fellowship Contributions Report	35
More Financial Reports	53
<i>Consolidated Statement of Financial Position (Balance Sheet)</i>	54
<i>Consolidated Statement of Activities (Income Statement)</i>	55
<i>Independent Auditors' Report</i>	60

Honesty, Trust, and Goodwill

A Note from Your World Board

With gratitude for the opportunity to serve the Fellowship of Narcotics Anonymous, we offer this reflection on the past year's activities. Compiling the annual report, as we do each winter, helps us to consider the impact of our work and how our members make that work possible. We are humbled by the chance to further the Vision for NA Services.

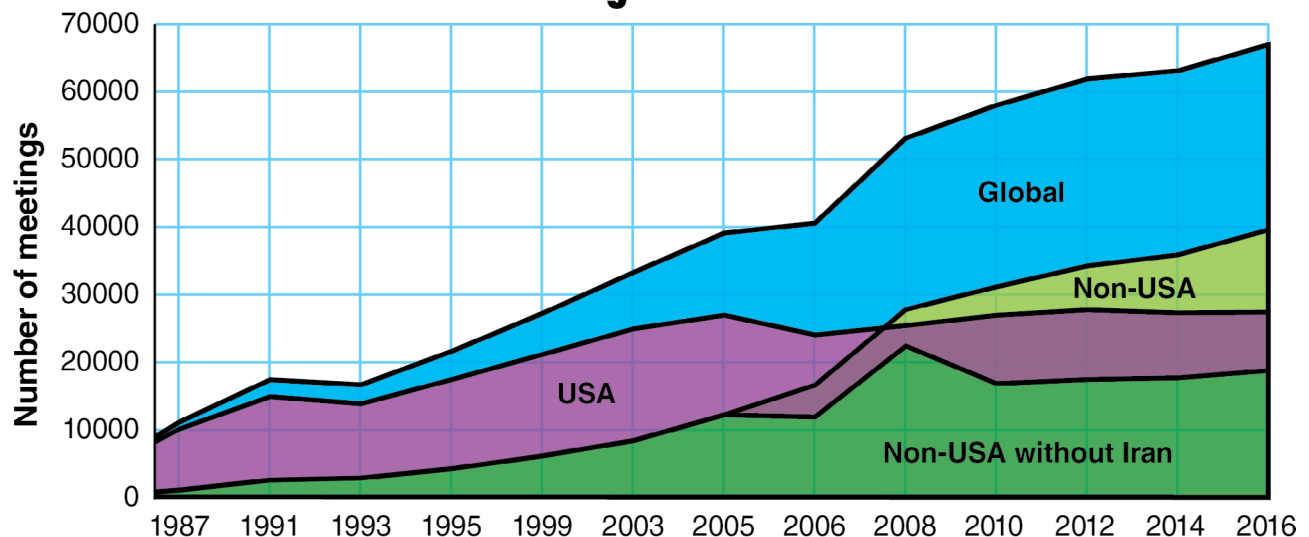
All of our efforts at NA World Services work to further our primary purpose, moving us closer to a future in which "every addict in the world has the chance to experience our message in his or her own language and culture and find the opportunity for a new way of life." The number of NA meetings worldwide demonstrates this, as does an analysis of our members' first languages and the languages in which NA literature has been published.

In 2008, delegates to the World Service Conference (WSC) reported 53,000 weekly meetings.¹ Meetings were held in 69 languages, but NA literature was only published in 36 of those languages or just over half. By contrast, nearly 67,000 NA meetings were being held each week by the time of WSC 2016. Meetings were held in 80 different languages, and 50—roughly two-thirds of meetings held in languages other than English—had the benefit of some NA literature in their first language.

The chart below illustrates our continued growth as we strive toward a shared vision for the future. As the data shows, 41% of our meetings were held in the US, 31% in Iran, and 28% in over 130 other countries this year. Compare this to 2008, when 48% of our meetings were in the US, 10% in Iran, and 42% in other countries.

¹ We have used regional reports to determine meeting numbers since 2008. Prior to 2008, reports of meeting numbers were drawn from the database of registered groups.

NA Meeting Growth Trend



Over the course of the last eight years, we have become increasingly diverse and multilingual. Fellowship growth means that the message reaches more addicts.

Providing NA literature for free or at a reduced cost—primarily for members in hospitals and institutions and for communities who cannot afford to purchase literature—remains one of NA World Services’ highest priorities. It’s also one of the more tangible, measurable ways our work connects to our primary purpose and A Vision for NA Services. A realistic analysis of growing needs for free and subsidized literature and limited resources inspired extraordinary efforts over the past few years to control costs. The graph below reflects the actual costs to NAWS of providing free and subsidized literature. The sharp rise of the trend line in previous iterations of this graph has been subdued by cost-saving measures.

Careful planning has allowed us to keep pace with demand while controlling costs. We now produce literature in eight locations around the globe and utilize five distribution centers. This has reduced both expenses and difficulties with customs. Production and distribution savings make each dollar spent on literature go a little further. Although the needs of the Fellowship continue to grow, cost-saving measures have allowed us to keep pace with the demand.

“Inspired by the primary purpose of our groups,” our work at NAWS can be thought of in three core areas: projects and workgroups; Fellowship support and development; and literature production and distribution. Read

between the lines of the 2016 *NA World Services Annual Report* and you may hear the voices of those we serve: the incarcerated member who received a book; the members in places where NA is just gaining a foothold; and the members delighting in the contents of our latest piece of Fellowship-approved literature. Increasing contributions play an important role in supporting these and other efforts.

This 2015–2016 annual report aims to relay some of the highlights of the last fiscal year in a concise and readable way. We’ve formatted information in a way that will allow you to quickly assess some of the accomplishments, financial information, and services that form the core of our operations. By making this report more accessible, we hope that more members will take time to read it and understand the services NAWS provides on behalf of the Fellowship.

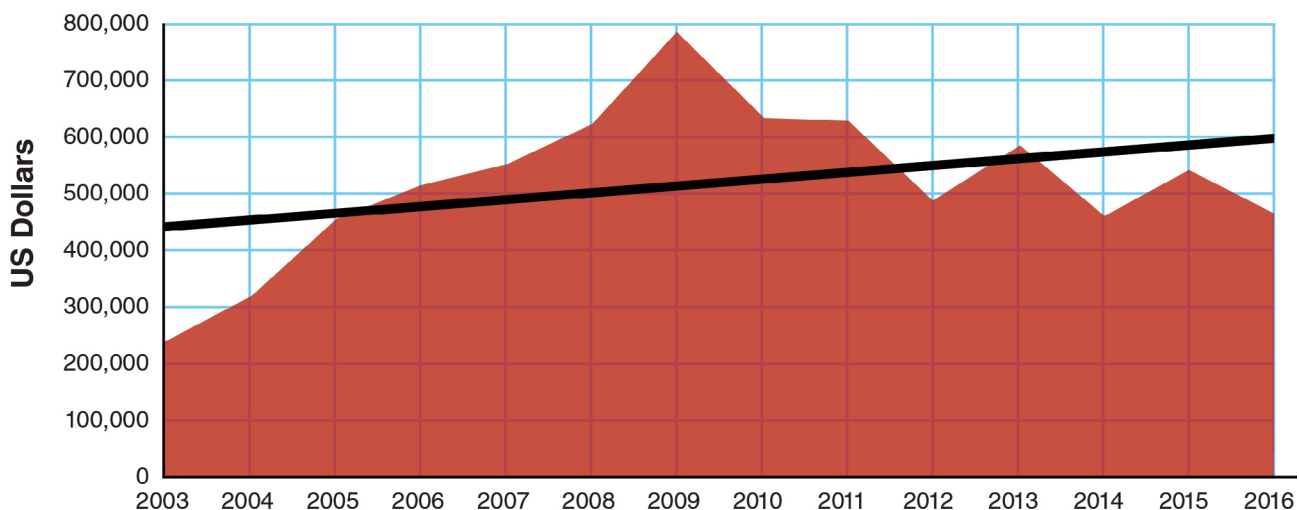
NAWS’ activities generate both income and expenses. Looking at the financial reports in light of all that we’ve accomplished in FY 2016, we hope you’ll agree that every dollar that comes in—whether by contribution or literature purchase—is an investment in our Vision for NA Services, a vision that keeps us squarely focused on our primary purpose. Taken together, the information in this report will give the reader some sense of the scope of our work, the competency with which NAWS is managed, and the efficiency of our operations.

We are grateful to be a part of it.

Sincerely,

Your World Board

Cost to NAWS for Free & Subsidized Literature, 2003–2016



Note: The high point in the 2008–2009 fiscal year reflects distribution of the Fifth Edition Basic Text for use in H&I settings when we published the Sixth Edition. Despite this, free and subsidized literature is still trending upward (black line).

World Board Members

Board Member	First Elected	Term Ends	Location
Tana Agostini	2012	2018	Saugerties, New York, USA
Irene Crawley	2012	2018	Westmeath, Ireland
Paul Fitzgerald	2012	2018	Mumbai, India
Arne Hassel-Gren	2006	2018	Toronto, Ontario, Canada
Mark Hersh	2006	2018	Milwaukee, Wisconsin, USA
Franney Jardine	2006	2018	Olympia, Washington, USA
Tonia Nikolinakou	2006	2018	Athens, Greece
Junior Odilson Gomez Braz	2008	2020	São José dos Campos, São Paulo, Brazil
Tali McCall	2012	2022	Anahola, Hawaii, USA
Jack Hovenier	2016	2022	Bellingham, Washington, USA
Jose Luis Andreu	2016	2022	San Juan, Puerto Rico
Khalil Johnson	2016	2022	Atlanta, Georgia, USA
MaryEllen Polin	2012	2022	Encino, California, USA
Tim Smith	2016	2022	Brisbane, Queensland, Australia

Human Resource Panel

	First Elected	Term Ends	
Michael B	2014	2018	Nashville, Tennessee, USA
Sherry V	2014	2018	Bunker Hill, West Virginia, USA
Jim B	2016	2020	North Chicago, Illinois, USA
Veronica B	2016	2020	Husqvarna, Sweden

WSC Cofacilitators

	First Elected	Term Ends	
Laura B	2014	2018	Albuquerque, New Mexico, USA
Mark B	2016	2020	Oviedo, Florida, USA

Outgoing Trusted Servants

Thank you to the following people who concluded their terms of service with WSC 2016:

WB Members

Mary Banner	2004–2016	Little Elm, Texas, USA
Ron Blake	2004–2016	Richmond, Victoria, Australia
Iñigo Calonge Unceta	2010–2016	Estepona, Málaga, Spain
Paul Craig	2006–2016	Quispamsis, New Brunswick, Canada
Mukam Harzenski	2004–2016	Ship Bottom, New Jersey, USA
Ron Miller	2004–2016	Winter Haven, Florida, USA

HRP Members

Lib E	2012–2016	Christchurch, New Zealand
David J	2012–2016	Llanbedr, Gwynedd, UK

Cofacilitator

Dickie D	2012–2016	Amite, Louisiana, USA
----------	-----------	-----------------------

Projects, Workgroups, and Fellowship Discussions

The World Board develops a strategic plan in advance of each World Service Conference. It sets out objectives for the two-year Conference cycle ahead. Project plans, including timelines and budgets, fall directly from the strategic plan and require Conference approval. Decisions at WSC 2014 set the agenda for the projects, workgroups, and Fellowship discussions described below.

Service System

The 2014–2016 Service System Project Plan identified four main goals for the cycle:

- To develop tools and resources for local implementation of service system ideas
- To collect additional input about how NA communities are adapting the project's ideas to meet their needs
- To create opportunities for communities to share their struggles and successes with each other
- To collect experiences in order to help others interested in transitioning to a new system

Toward these ends, we corresponded regularly with members and service bodies around the world. This provided opportunities to discuss project-based ideas and learn from those engaged in their implementation. We also gathered a variety of locally developed resources and, with permission, have made them available here: www.na.org/localresources.

This fiscal year, we hosted three Service System Project web meetings. The first provided an overview of the local service-related ideas from the project, and the other two consisted of various communities sharing their experience with implementation. Materials from these meetings, and a host of other resources, can be found on the Service System webpage at www.na.org/servicesystem.

As the meetings progressed, it became clear to us that separate meetings on the topic of service in rural areas would be helpful. We held three web meetings with this focus in April, August, and December of 2016. Recordings and resources from these meetings are available here: www.na.org/ruralservice.



Evolution of the Service System Project called for a shift in focus for the 2016–2018 Conference cycle. As outlined in the 2016 Conference Approval Track material, we have turned our energies to creating resources as outlined in the Service Tools Project Plan. Responses to the *Conference Agenda Report* survey indicated the Fellowship's need for local service tools and for conventions and events resources. For information about the Local Service Toolbox Project, visit: www.na.org/toolbox. Find out more about the Convention and Events Toolbox Project at www.na.org/conventions.



Traditions Book

The completion of NA's seventh book—*Guiding Principles: The Spirit of Our Traditions*—represents a major accomplishment for Narcotics Anonymous in this cycle. The book's release in the fall of 2016 concluded a six-year journey initiated by a regional motion passed at WSC 2010. A project plan approved at WSC 2012 acti-

vated two Conference cycles of gathering input, drafting chapters, and revising the text in response to feedback from the Fellowship. A final draft of the entire text was made available for Fellowship review in the 2016 *Conference Agenda Report*. It was met with overwhelming approval by the Fellowship at the 2016 World Service Conference.



The 2010 World Service Conference approved a motion:

The World Board is directed to develop a project plan for presentation to WSC 2012 for a Traditions Working Guide.



2012 WSC passed a motion:

To approve the Traditions Book Project plan for inclusion in the 2012–2014 Narcotics Anonymous World Services, Inc. budget.

The 2012–2014 conference cycle was spent figuring out what was needed, desired, and expected, as well as gathering input and historical materials for review in the next cycle.



2,500

pages of input collected

2014 WSC reaffirmed the project:

To approve the Traditions Book Project plan for inclusion in the 2014–2016 Narcotics Anonymous World Services, Inc. budget.

90-day review & input:

November 2014—Introduction and Chapter 1



March 2015: Chapters 2–6

June 2015: Chapters 7–10

The 2014–2016 conference cycle entailed drafting, writing, reviewing, and editing.



A workgroup was formed.

July 2015: Chapters 11–12 and Conclusion



Editing text and length

2016 WSC passed this motion in a near unanimous decision:

Motion 1: To approve the book contained in Addendum A, “*Guiding Principles: The Spirit of Our Traditions*,” as Fellowship-approved recovery literature.

Virtual Workgroups

Decision Making at the WSC

Processes for discussion and decision making at the WSC continued to evolve in this fiscal year. As a result of a WSC 2014 decision, the World Board established a workgroup of current and former Conference participants to develop ideas for improvement. The workgroup attempted to conduct all of their work online and accomplished most by using web meetings and email. In order to fulfill their task and come to consensus, however, two face-to-face meetings proved necessary.

At WSC 2016, the WB offered three motions based on the workgroup's guidance. The Conference used the recommended processes on a trial basis and then adopted them as ongoing policy. See the 2016 Conference Approval Track for a detailed explanation. In brief, the WSC:

- Provided the WSC Cofacilitators with new tools for managing discussions including:
 - intermediate straw polls made efficient by the introduction of electronic voting; and
 - additional Cofac-discretion in managing the discussion queue and concluding discussions.
- Established an 80/20 rule that:
 - set the threshold for consensus at 80 percent;
 - provided that 80% support or lack of support on a final straw poll would stand as a decision on a proposal; and
 - specified that discussion should conclude when the level of support or lack of support reached the 80% threshold.
- Changed the terminology used to announce straw poll results to include abstentions and those present, not voting.

By adopting these processes as policy, the Conference took significant strides toward consensus-based decision making. The work of improving WSC processes continues in the 2016-2018 cycle with a focus on using our time between meetings more effectively.

Planning Our Future

The Planning Our Future Project came out of discussions at the 2014 World Service Conference about the future

of the WSC and the role of zones. After the Conference, a workgroup was formed to help frame and advance discussions on these issues. Some of the ideas that were generated in the workgroup's web meetings involved improving communication, informing members, and encouraging discussion about the future of the WSC. During the 2015 fiscal year, the workgroup provided the Board with input that helped shape the Role of Zones workshop. WB members and/or NAWS staff facilitated this workshop at three of the six zonal forums we participated in during the first half of the Conference cycle. In the 2016 fiscal year, we participated in a record 17 zonal forums and facilitated the Role of Zones workshop at five of these.

The work of the project included a zonal survey, and the data was distributed with the 2016 *Conference Agenda Report* mailing. A video was also produced to assist members with discussing this topic. WSC 2016 dedicated three sessions to discussing the future of the WSC. The conversations centered on effectiveness, sustainability, and viable options for seating. The Conference approved a plan for continued work in the 2016–2018 cycle focused on making the WSC a more effective resource to achieve A Vision for NA Service. Material about the future of the WSC will continue to be posted on www.na.org/future and we encourage you to visit the page.

Delegates Sharing

The WSC created the Delegates Sharing Workgroup to foster unity among regional and alternate delegates. The workgroup included delegates and former delegates from around the world and two World Board members, with support from NAWS staff. In addition to structuring time for delegates to share their experiences in more personal, small group discussions, the Board asked the workgroup to help plan a WSC Unity Day workshop. This offered an opportunity to create two complementary sessions. A survey of delegates helped frame the sessions and also provided pre-WSC ideas that were distributed in a newsletter format to the delegates as a part of the CAR, CAT, and *Conference Report* mailings.

The Unity Day workshop (*Honesty + Trust + Goodwill = Unity*) was held the Saturday before the official WSC opening. It welcomed Conference participants

and encouraged local and visiting NA members to share specific examples of their service experience related to these spiritual principles. The Delegates Sharing session, held Sunday night, continued this theme and encouraged participants to think and share about how to personally apply these principles during the WSC. Along with this spiritual focus, small-group discussions covered a variety of topics including:

- Effectively organizing and reporting information
- Balancing service demands with other aspects of our lives
- Approaching service with an open mind, humility, and tolerance
- Being prepared and reliable, and asking for help and delegating
- Inspiring others to serve and maintaining an atmosphere of recovery in service
- Sharing new challenges and successes

Feedback on the Delegates Sharing session was mostly positive, and all comments from the evaluations will be considered in planning for the next WSC. The workgroup expressed gratitude for the opportunity to work together to plan and present these sessions. The hope is that this and future Delegates Sharing sessions will help everyone move through the Conference week with a better appreciation of their fellow delegates and a stronger sense of unity.

WSC Seating

In April 2015, the World Board created a virtual workgroup to review WSC seating applications. The workgroup—composed of three regional delegates and one World Board member—held three web meetings in August and September 2015, and reviewed eight applications. Consensus was reached on recommending seating for three of these regions. The workgroup submitted the results of their work to the Board for discussion at their October 2015 and January 2016 meetings.

The 2016 WSC seating report included the workgroup's recommendations to the Board. Given the process of change that the WSC has been undergoing over several cycles, the Board did not directly recommend seating any region, but instead suggested that if Conference par-

ticipants desired to seat anyone, then the best course of action would be to seat the three regions recommended by the workgroup. The Board also concurred with the workgroup's recommendation not to seat the other five regions that applied. The WSC seating report can be found as part of the CAT material online here: www.na.org/conference. The three recommended regions were seated at WSC 2016 and will attend WSC 2018.

Fellowship Issue Discussions

For every two-year Conference cycle, NAWS develops workshop materials on three or four topics that affect our entire Fellowship. These Issue Discussion Topic (IDT) sessions are intended to encourage local discussions and to provide opportunities for NA communities to offer thoughts and ideas that can help us all move toward our vision. A range of topics is chosen for each Conference cycle that may be relevant to members and groups, as well as to service committees.

Below, you'll find a short summary of the four topics explored during the 2014–2016 Conference cycle and the main ideas received about each IDT. The resources for each topic can be found online at www.na.org/idt. Comments, ideas, and input are all encouraged and can be sent to worldboard@na.org.

Welcoming All Members

- **Purpose:** To increase awareness of the principles of the Third Tradition, and to introduce the newly approved IP #29, *An Introduction to NA Meetings*, as one way to help new members feel welcome in NA
- **Process:** To identify some of what gets in the way of welcoming newcomers and discuss how our groups can more effectively put these principles into practice
- **Input from Welcoming All Members workshops:**
 - **Challenges Identified:** Intolerance and a lack of empathy, conflict between an abstinence-based program and members who are still using, and poor atmosphere of recovery in some meetings
 - **Key Solutions:** Address our defects of character, group and area inventories, sponsorship, greeters in meetings, and making literature and meeting lists available

Group Support

- **Purpose:** To consider ways to improve support for NA groups and model a process for discussing group issues
- **Process:** Brainstorm and prioritize local group issues, discuss possible solutions in small groups, and brainstorm practical ways to better support groups
- **Input from Group Support workshops:**
 - **Challenges Identified:** Lack of participation, lack of knowledge of Traditions, negative sharing and poor atmosphere of recovery, and low financial contributions
 - **Key Solutions:** Workshops on Traditions, recovery atmosphere, and service with long-term members invited to participate; personal encouragement and mentorship of new members; setting an example; sign-up sheets for service positions; better informing members about group finances; and adjusting the ASC agenda to allow time for discussion of group issues

Planning

- **Purpose:** To introduce the concept of planning
- **Process:** Visualize a service body ten years from now and brainstorm ways to make it a reality
- **Input from Planning workshops:**
 - **Challenges Identified:** Sessions facilitated at two events focused on local issues prioritized in the course of the workshops, including lack of involvement and lack of willingness to be of service; a poor atmosphere of recovery; and dominant personalities in service meetings
 - **Key Solutions:** Eliminating redundant service positions or adjusting cleantime requirements to reflect available resources; workshops on the Traditions and Concepts; carpooling to service meetings; utilizing planning and a task-based service process; keeping service meetings shorter and including food; using guidelines and the Fourth Concept to help when selecting trusted servants; honoring the principle of rotation; and encouraging newer members to ask questions

Role of Zones

- **Purpose:** To continue the discussion on the future of the WSC, with a focus on the possible roles of zones
- **Process:** Review previous discussions at the WSC, rank the importance of potential roles of zones and how well these are currently being achieved, and discuss ways to improve
- **Input from Role of Zones workshops:** A total of 18 workshops were held on this topic, with 15 of these taking place in the 2015–2016 fiscal year. The results of these workshops were collated and released with the 2016 *Conference Agenda Report* material, and can also be found online here: www.na.org/future.

Topics for the 2016–2018 Conference Cycle

We surveyed members' interests to help determine IDTs for the 2016–2018 cycle. High-interest topics, refined in one case by a regional proposal, were determined at WSC 2016, as follows:

- Applying Our Principles to Technology and Social Media
- Atmosphere of Recovery in Service
- How to use *Guiding Principles*

Resources to support local discussions can be found online at www.na.org/idt.

Conference Projects on the Web

Daily Meditation Book Project

www.na.org/meditationbook

Mental Health/Mental Illness IP Project

www.na.org/mhmi

Local Service Toolbox Project

www.na.org/toolbox

Convention and Events Tools Project

www.na.org/conventions

Service System

www.na.org/servicesystem

Future of the WSC Project

www.na.org/future

Issue Discussion Topics

www.na.org/idt

Growing **NA—** **Fellowship** Development

A Vision for NA Service anchors all of our work at NAWS and articulates what we mean by Fellowship development. We use this two-word phrase as shorthand for the myriad ways we help seed and nurture the growth of NA around the globe. Everything we do at NAWS demonstrates our commitment to developing the Fellowship. We take great pride in the support we're able to extend to individuals, groups, and service bodies.

This section captures some of this work, including profiles of Fellowship support in Thailand and East Africa; a translations update, including the trend of developing local stories for the Little White Book in languages other than English; the latest from our public relations team; and the essential services that make up the infrastructure for so much of our work: Fellowship services, communications, informational technology, and production and distribution.

Fellowship Support

Face-to-face interactions play an important role in developing both emerging NA communities and those that have been around for decades. Direct interactions at zonal forums, NAWS workshops, service symposiums, and regional assemblies allow World Board members and NAWS staff to work with members from various NA communities. Collaborative planning builds mutual trust and goodwill. Good communication helps to ensure the success of the workshops and events. The whole process activates growth—growth of the individuals and service bodies involved, and growth of our capacity to serve and reach the addict who still suffers.

Български
한국어
Bahasa Melayu
Malti
Suomi
İslenska
Português
عربي
日本語
ଓଡ଼ିଆ
Afrikaans
Anglicized
हिन्दी
hrvatski
Svenska
Polski
فارسی
Português (Brasil)
Slovenščina
मलयाळം
繁體中文
Bahasa Indonesia
ภาษาไทย
Norsk
Русский
Ελληνικά
Español
اردو
Italiano
Magyar
Filipino
Français
Dansk
Lietuviškai
Ebraית
Slovensčina
Türkçe
Latviešu
Moldoveneasca
Nederlands
मराठी
இந்திய

A Vision for NA Service

All of the efforts of Narcotics Anonymous are inspired by the primary purpose of our groups. Upon this common ground we stand committed.

Our vision is that one day:

- Every addict in the world has the chance to experience our message in his or her own language and culture and find the opportunity for a new way of life;
- Every member, inspired by the gift of recovery, experiences spiritual growth and fulfillment through service;
- NA service bodies worldwide work together in a spirit of unity and cooperation to support the groups in carrying our message of recovery;
- Narcotics Anonymous has universal recognition and respect as a viable program of recovery.

Honesty, trust, and goodwill are the foundation of our service efforts, all of which rely upon the guidance of a loving Higher Power.

As is typical in a Conference year, the majority of requests for Fellowship support involved preparation for the WSC. Popular requests from zones, regions, and other NA service bodies included workshops on the role of zones, the future of the WSC, and the contents of the Conference-related reports. Nearly half of NAWS travel involved attending zonal forums this year, roughly two-thirds of them in North America.

Fellowship support continues to be a priority where NA remains somewhat new or may be just getting a foothold.

Fellowship Support 2015–2016:

NAWS Participation at Zonal Forums and Other NA Events

Workshops Held	Event/Location
July 2015	
Role of Zones, Anonymity and Social Media, Q&A Session on Literature Prices and Distribution, Attractiveness of Service, Our Service Structure, formation of an ASC, H&I, PR	Russian Zonal Forum, conventions, RSC – Saint Petersburg, Russia; Kiev, Ukraine; Chisinau, Moldova; Ridder and Almaty, Kazakhstan
Discussion of upcoming CAR/CAT, NAWS Update, Mock GSF, Role of Zones	Rocky Mountain Zonal Forum – Meridian, Idaho, USA
August 2015	
NAWS Update, Traditions Book, Roles of Zones	European Delegates Meeting & European Conference and Convention of NA – Birmingham, England
Welcoming All Members, Role of Zones	Midwest Zonal Forum – Wisconsin Rapids, Wisconsin, USA
September 2015	
Twelve Traditions, Twelve Concepts, Self Support, Illicit Literature, NAWS Update, PR, H&I, Atmosphere of Recovery, Sponsorship	Tanzania Regional Service Meeting, African Zonal Forum 3, Kenya Workshop – Dar es Salaam, Tanzania and Mombasa, Kenya
Group Support, Welcoming All Members	X CAHHSNA (Spanish Convention) – Van Nuys, California, USA
October 2015	
Building Strong Home Groups, Group Support, Planning Basics	Central Washington Area Unity Day – Yakima, Washington, USA
Service System, Fellowship Development, NAWS Update, Atmosphere of Recovery	Italian Regional Conference – Cattolica, Italy
NAWS Update, Role of Zones, Building Strong Home Groups, NA Groups and Medicalization, PR, <i>Fellowship Intellectual Property Trust</i>	Western Service Learning Days – Las Vegas, Nevada, USA
Planning Our Future	Northeast Zonal Forum – Queens, NY, USA
November 2015	
World Services & Our Region	HOW Brazil Regional Meeting – Rio Claro, Brazil
Role of Zones, Welcoming All Members, Planning, Service System	Latin American Convention & Zonal Forum – Rosarito, Baja California, Mexico
NAWS Update, Communications, Group Support, Welcoming All Members	Canadian Assembly and Canadian Convention – Halifax NS, Canada
NAWS information, WSC projects, FD and PR efforts	East Pittsburgh Area Learning Day – Pittsburgh, Pennsylvania, USA

Fiscal Year 2014–2015

65
workshops

20
events/locations

Fiscal Year 2015–2016

110
workshops

39
events/locations

13
CAR workshops

December 2015	
NAWS Update, Planning Our Future, <i>CAR</i>	Multi-Regional Learning Event XIV – Alfred, Maine, USA
<i>CAR</i>	Rocky Mountain Zonal Forum – Farmington, Utah, USA
January 2016	
Group Support, Building Unity, Translations: Working Together and Conceptual Fidelity, PR Basics, Inspiring Others: Leadership in NA, H&I Basics, Social Media	NAWS Workshop – Dhaka, Bangladesh
Future of the WSC Facilitation Training, <i>CAR/CAT</i>	Western States Zonal Forum – South San Francisco, California, USA
<i>CAR/CAT</i>	Midwest Zonal Forum – Detroit, Michigan, USA
NAWS Update, Future of the WSC/Planning Our Future, <i>CAR/CAT</i>	Bergen Area Convention/Regional Assembly – Whippany, New Jersey, USA
NAWS Update, <i>CAR/CAT</i>	Autonomy Zonal Forum – Baltimore, Maryland, USA
NAWS Update, <i>CAR/CAT</i>	Plains States Zonal Forum – Lawrence, Kansas, USA
NAWS Update, <i>CAR/CAT</i>	Southern Zonal Forum – Mesquite, Texas, USA
February 2016	
<i>CAR</i> , Inspiring Leadership, Making Service Attractive	Society of Service of NA (SOSONA), Indian Regional Convention – Puri, Orissa, India
NAWS Update, <i>FIPT</i> , <i>Guiding Principles</i> work-book, Translations, <i>CAR</i>	Asia Pacific Forum – Bangkok, Thailand
<i>CAR/CAT</i> , PR, Planning Our Future, Unity, Eleventh Step	European Delegates Meeting – Reykjavik, Iceland
Planning Our Future, NAWS Update, <i>CAR/CAT</i>	Mid-Atlantic Learning Conference 32 – Lancaster, Pennsylvania, USA
<i>CAR/CAT</i>	Southeast Zonal Forum – Atlanta, Georgia, USA
March 2016	
Leadership, History of NA, Building Strong Home Groups	Bolivia Regional Convention – Santa Cruz de la Sierra, Bolivia
Welcoming Newcomers, Collaboration	Nepal Regional Convention of NA – Bhedetar, Dharan, Nepal
April 2016	
Building Strong Home Groups, <i>FIPT</i>	ASC Pantanal NA Event – Campo Grande, Mato Grosso do Sul Brazil
May 2016	
NAWS: History and Information	First Ukraine Convention – Kiev, Ukraine
Atmosphere in Recovery in Service, PR, History of NA	Peru Regional Convention – Písaq, Peru
Local Service Committee meeting, PR, Service System	Second Convention of Bahia – Porto Seguro, Bahia, Brazil
June 2016	
Area Planning, PR	Latin Convention of the Spanish Speaking Area – Deerfield Beach, Florida, USA

For many years, NA World Services has committed to helping members of the Middle East, including Iran, come together to better understand how to support each other and how NAWS can help. They offer a great example of the collaborative work of Fellowship support, and remind us that we carry the message much more effectively when we work together.

NAWS is currently engaged in similar work—characterized by long-term commitments and slow, but sure growth—in India, Russia, Africa, and South-east Asia. We could write books about our experiences providing Fellowship support. Instead, we offer two notable highlights, snapshots of two NA communities—Thailand and East Africa—and the efforts mounted in both to produce the Basic Text in their own languages.

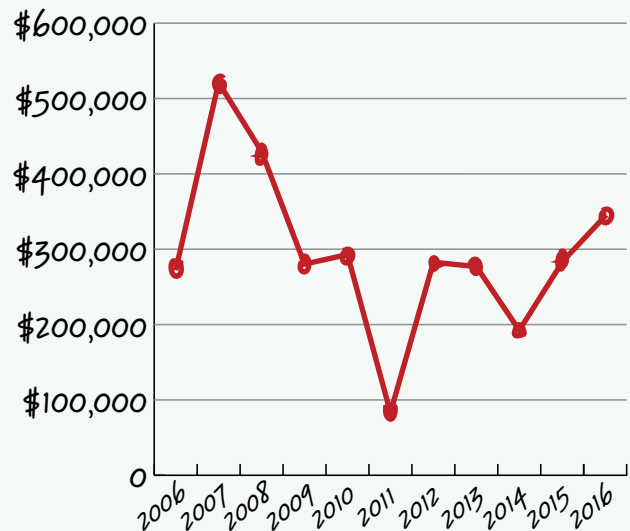
Fellowship Support in Thailand

Expatriates have often played a role in getting NA started as the message spreads around the world. Without taking anything away from the important role nonnatives have played, it's important to recognize that sustainability of an NA community depends on the program taking root in the local population. To that end, Fellowship development activities work both from outside of NA—meeting with government entities and treatment professionals to build an understanding of NA, for example—and at a local NA level—supporting the local community's efforts and their translation committee's work so that the message can be carried in the native language.

Thailand's NA community and NAWS' efforts to assist its development have largely followed this pattern. Unfortunately, Thai NA for Thai addicts has had a rocky start. Meetings of Thai speakers have sprung up from time to time, only to be preyed upon by drug dealers or squeezed out by government crackdowns on addicts. At the close of this fiscal year, we understand that the native Thai NA community currently holds one Thai-speaking meeting in Bangkok. It's a start, but with only one meeting, the prospect of recovering in NA remains tentative for Thai addicts who don't speak English.

Experience tells us that translation of the Basic Text has often been the key to NA's growth in local populations. A local translation committee (LTC) made up of bilin-

NAWS Workshop Expenses 2006–2016



gual, biliterate members in Thailand had completed the prerequisite work—a glossary of NA terms and a few IPs, starting with #1: *Who, What, How, and Why*—a few years previous. This work allows an NA community to engage in the productive struggle of understanding NA concepts on a deep level in order to convey them accurately in another language. Having accomplished that, the Thai LTC turned their attention to translating the Basic Text (BT) several years ago. With occasional support from WB and Asia Pacific Forum (APF) members, and access to a professional translator and proofreader made possible with NAWS' support, the Thai LTC was successful in shepherding the Thai BT to publication. The timing was wonderful; the Thai Basic Text was distributed at the APF meeting in February 2016 to the delight of all in attendance. As the publisher of literature on behalf of the Fellowship, NAWS is committed to producing the text and ensuring that literature is available locally. It is our sincere hope that the Thai BT will activate unprecedented growth in the Thai NA community.

Fellowship Support in East Africa

One of the most significant service accomplishments of the fiscal year was the completion of a draft Basic Text in Swahili. Swahili is spoken widely throughout East Africa including in Kenya, Tanzania, Zanzibar, and Rwanda. Addicts in Kenya, Tanzania, and Zanzibar are continuing work to finalize the text, but even in its present draft form, it will help NA in East Africa grow and strengthen. The translation process in Narcotics Anonymous, like so much in the way we do service, is not necessarily quick or easy. Our concern is that the work be faithful to our principles and that decisions be made according to a group-conscience process. To come to agreement about how to translate terms like *addict*, *sponsor*, *recovery*, or *clean* that may not have easy correlatives in a different language is itself a challenge and can take time. This work happened several years ago for Swahili. When this fiscal year began there were already several informational pamphlets (IPs) translated into Swahili.

Several of those IPs were developed in a face-to-face workshop in Mombasa, funded by World Services. But when we looked at producing a book-length piece it seemed clear a different approach needed to be taken. NA translations are always accomplished through the efforts of three bodies—a local translation committee (LTC) made up of committed members who are native speakers, contracted professionals, and NAWS staff. While there are some things that are consistent—for instance, IP #1 is the first translated piece published in every language—other things vary a great deal from language to language and project to project. Coming to agreement on a process to translate the Basic Text into Swahili wasn't easy. Some members wanted to meet virtually and translate the text together, line-by-line on video calls. Others felt that would take too long

and wanted to hire a translator to do an initial draft and have the local translation committee look over the draft and copyedit it. We facilitated several meetings with the members of the LTC to try to negotiate agreements. The fact that the LTC is multinational and that both travel and internet connectivity can be challenging in some places didn't help.

We were committed, however, to helping them to negotiate a process and a text that was agreed upon by all of the NA communities involved. Part of what “by addicts, for addicts” means is that NA literature is a product of our own efforts as members. It speaks our language—the language of the heart—and that's something that professional translators cannot give it without recovering addicts' personal experience. What's more, coming to agreement on the language we use to describe our recovery is a process that cements unity within a language community. As challenging as the process can be, the result is a shared understanding of the concepts of recovery and the words we use to describe them.

The process was complicated in East Africa by translations efforts outside the LTC. Motivated by the same desire for self-determination that animates most of our service efforts worldwide, the addicts in East Africa formulated a plan and put it into action. A professional



Kenyan members and the first shipment of the Swahili draft BT



Tanzanian members celebrating the Swahili draft BT

translator was selected by the committee and funded by World Services to produce a draft Basic Text, and then the LTC reviewed the draft and agreed on copyedits as a committee. As a result, a Swahili draft of the Basic Text was ready for distribution by May 2016, and the committee is working on final proofs to the draft. We hope to have a final version of the Swahili Basic Text published in the 2017 fiscal year.

Translations

The need for new translations of NA literature becomes increasingly apparent as the Fellowship expands. Local translations efforts spring up organically, in many cases, before any formal service structure is in place. One call or email to the translations team at NAWS from an emerging NA community can open the door to crucial assistance, including the opportunity to learn from others' experience and some essential support at every step of the way.

As the stories out of Thailand and Africa illustrate, translations play a key role in Fellowship development. As local translation committees engage in this service, they build relationships and networks that form the very

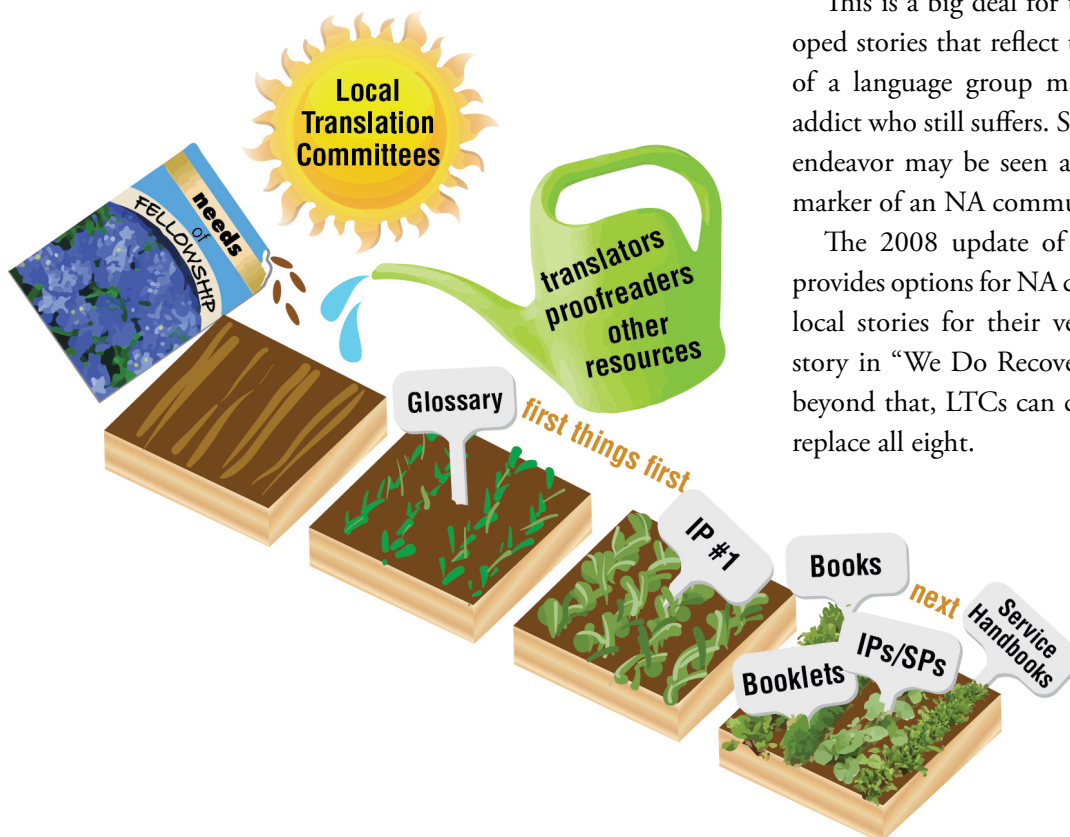
foundation for Fellowship development in each language group. Members' service efforts nurture personal growth, facilitate networking opportunities, and feed the growth of NA communities. One might argue that the work is as much about the process as the product.

The process begins with two rather daunting hurdles: developing a glossary of terms specific to recovery in NA and producing IP #1: *Who, What, How, and Why?* By the time we publish the Basic Text in a new language, the conditions have been created for more addicts in a language group to find recovery, and NA grows as we reach more addicts. There's simply no replacement for reading the message in one's native language, and the therapeutic value of one addict helping another comes through the text on the page.

Having ushered a number of informational pamphlets, *The Introductory Guide to Narcotics Anonymous*, and the Basic Text through the translation process, LTCs and the service committees to which they report ponder, "What's next?" Increasingly, we've noticed a growing interest in developing original personal stories. These have now been included in the Little White Books (LWB) in several languages groups.

This is a big deal for two reasons: First, locally developed stories that reflect the culture and recovery history of a language group may have more relevance to the addict who still suffers. Second, the ability to take on this endeavor may be seen as a milestone in stability and a marker of an NA community's human resources.

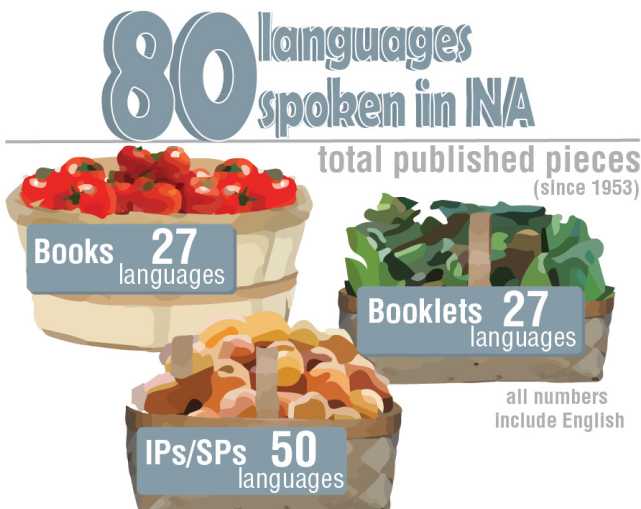
The 2008 update of the NAWS translations policy provides options for NA communities that wish to develop local stories for their version of the LWB. Jimmy K's story in "We Do Recover" is a staple for all LWBs, but beyond that, LTCs can choose to add one local story or replace all eight.





Language groups have approached the task differently. For example, the Russian Region evaluated around 100 submitted stories, narrowed the field to their top ten, and asked the World Board to select the final seven that they've now included in the Russian-language LWB. In South Africa, they identified five local stories to include in the Afrikaans LWB. LWB stories in Spanish reflected the Latin American experience, so the Brazilians translated those into Portuguese. Along with the Brazilian story from the Basic Text—"A Brazilian Full of It!"—these now appear in their LWB.

The World Board and NAWS translations team are developing valuable experience as we support these exciting new developments. If your language community wishes to develop local stories to reflect the nature of NA in your community, please contact us. We can provide guidance, evaluative tools, and encouragement throughout the process.



Public Relations

At every level of the NA service system, public relations committees work to let people know about Narcotics Anonymous. Taken together, our PR efforts move us closer to fulfilling our vision that includes "universal recognition and respect as a viable program of recovery." PR committee members deliver presentations, supply literature, staff booths, and arrange for posters, billboards, and public service announcements in an effort to raise public awareness in our communities. All of this makes it possible to reach more still-suffering addicts and to fulfill our primary purpose.

When NA is seen as a viable means of recovery, more addicts find their way to our meetings. Nearly half of our members attended their first NA meeting because a treatment facility or counseling agency referred them to NA.² It's important, therefore, that we continue to reach out to professionals and organizations that regularly come into contact with addicts.

Public relations committees around the world do much of this important work. NA World Services engages in PR with a twofold focus:

- To support the PR work of NA's areas and regions by providing relevant tools and networking opportunities; and
- To attend to matters of a larger scope or impact including government and media relations, zonal planning, and national or international conferences.

Highlights of our activities in the 2016 fiscal year follow.

Using Technology to Support PR Efforts

Web meetings bring together NA service enthusiasts from across the globe to share their experience and discuss challenges. As in years past, members interested in PR, H&I, and inmate step writing collaborated in live, online conversations hosted by NAWS. We convened web meetings for each of these areas of service every four months this year and discussed three topics in breakout groups at each meeting. Technology made it possible to

² Forty-six percent of respondents to the 2015 Membership Survey indicated that a treatment facility or counseling agency was the primary influence to attend their first meeting.

overcome geographic barriers and allowed all involved to share valuable tools and learn from each other. As a result, we've built powerful and supportive networks brimming with passion and expertise.

Meeting virtually also allowed NAWS to support nationwide efforts in Brazil and South Africa in the 2016 fiscal year. Technology allowed us to bring key players to the virtual table and add value to the conversation by offering a global perspective, as well as extensive knowledge of what's worked worldwide. Brazil's PR campaign, begun in earnest before the World Convention of NA in 2015, continues to benefit from this kind of careful, collaborative planning. Since the South Africa Region spans the entire country, a coordinated regional effort also required a national perspective. When members involved in regional or zonal PR were ready to collaborate, NAWS was able to support their process and add value by convening web meetings in which we could work in partnership.

Resources—One New, One Old—from Your PR Team at NAWS

The model for addiction treatment shifted over the past decade. Increasingly, it has come to rely on prescription medication. While we take no stance about the usefulness of this medical approach, as guided by our Traditions, we believe the NA program has something to offer to any addict seeking recovery.

Over the last decade, members and groups needed materials to help them grapple with these changes within the guidance of our Traditions. NAWS published the service pamphlet, *NA Groups & Medication*, in 2007 to support groups' efforts to address the issue. Discussions prompted by this service pamphlet and further encouraged by workshops on Welcoming All Members—one of the Issue Discussion Topics for this year—led to open discussions focused on carrying the message, cultivating unity, and preserving an atmosphere of recovery in light of current challenges. Even as groups became better prepared to welcome addicts undergoing this kind of treatment, some treatment professionals began to move away from referring clients to NA. It became apparent that we had more work to do.

This year we created a new PR pamphlet, *Narcotics Anonymous and Persons Receiving Medication-Assisted Treatment*, for an audience of medical professionals. It explains

that we are a program of complete abstinence, and that abstinence is not a prerequisite for membership, given the guidance of our Third Tradition. PR committees are already putting this new pamphlet to work in their efforts.

Fiscal year 2016 saw both the launch of this new resource and the 30th anniversary of another. *Reaching Out*, the quarterly newsletter made up of letters from incarcerated members and those involved in H&I service, reached this milestone. While its basic format has remained the same, 30 years has brought some significant changes to both the size and composition of its audience.

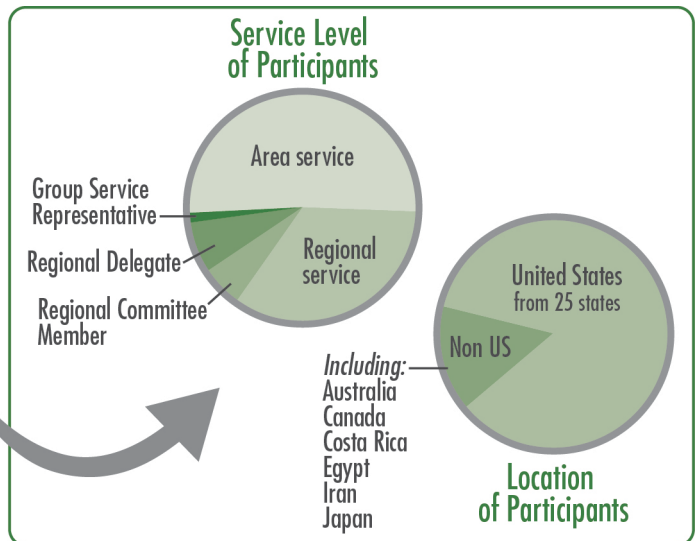
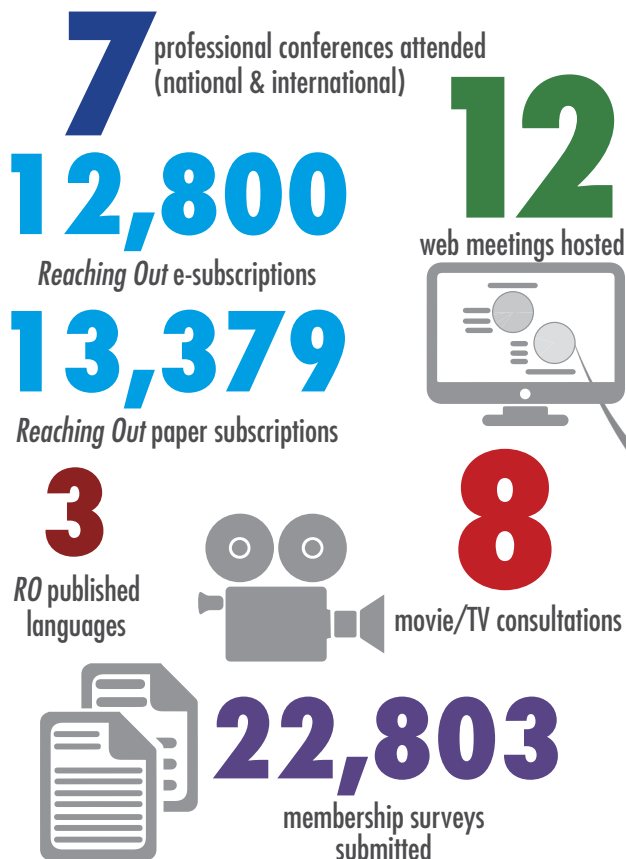
More addicts read *Reaching Out* than might have been imagined at its start in 1986. NAWS distributes more than 26,000 copies of each issue—electronically and on paper—and that's just the English edition. South of the US border, zonal forums translate the newsletter into Spanish and Brazilian Portuguese. A recent audit of our mailing list shows that we send over 2,000 printed copies directly to inmates in US correctional institutions. Many more are hand-delivered by subscribing members and committees, or are distributed by our professional connections at various institutions.

Another significant shift for *Reaching Out* can be found in its audience. Of course, most readers can still be found among the H&I faithful on either side of the prison wall. In recent decades, however, we've come to understand that while these stories inspire members and provide hope to those inside, they also provide a window into our world for professionals who work with addicts. The stories in *Reaching Out* provide direct evidence of NA working in the lives of addicts. This brings hope to addicts and builds NA's reputation as a viable program of recovery.

Building NA's Reputation Across the Nation and Around the World

National and international conferences provided important opportunities to build NA's reputation by interacting with professionals who work with addicts. Our presence in exhibit halls—among booths with representatives of varying approaches—allowed us to inform thousands of professionals about NA over the course of a few days. We demonstrated NA's viability and gave professionals more confidence in sending their clients to our meetings.

PR BY THE NUMBERS



Highlights of fiscal year 2016 include the following:

- Annual conferences of the National Association of Drug Court Professionals in July of 2015 and June of 2016 each drew 5,000 criminal justice and treatment professionals. From our booth in the exhibit hall, NAWS staff provided information about the NA program to those in attendance.
- The American Society of Addiction Medicine's (ASAM) annual conference brings together clinicians, researchers, and other professionals in the field of addiction medicine. Over years of attending this conference, NAWS staff has developed relationships, especially with ASAM members who advocate for inclusion of a twelve-step approach within treatment plans. As a result, NAWS was invited to participate in the twelve-step committee meeting at this year's conference. This represented a major breakthrough and indicates the degree to which NA has become recognized as a viable program of recovery.

- NAWS' participation in international conferences offered similar networking opportunities and benefits in the 2016 fiscal year. The International Society of Addiction Medicine (ISAM) conference brought us in contact with close to 400 professionals, including leading experts in the field of addiction medicine from around the world, at their meeting in Dundee, Scotland.
- The International Federation of Non-Governmental Organizations for the Prevention of Drug and Substance Abuse (IFNGO) conference in Kuala Lumpur, Malaysia, brought NAWS staff in contact with experts engaged in substance-abuse treatment and antidrug activities throughout Southeast Asia.

International conference participation positioned NA to gain a foothold in Vietnam this year when the country's perceptions about addiction began to shift. In brief, the focus on reducing HIV transmissions led to a willingness to replace views of addiction as a social evil to be treated in labor camps, with an understanding of addiction as a medical disease, in need of a public-health response. NAWS staff met US State Department personnel and regional substance-use experts to gain a better understanding of how NA might best serve addicts in this changing environment. The anticipated emergence of community-based

treatment clinics would create conditions in which addicts might legally meet. This, in turn, may create opportunities for more regular NA meetings. NAWS provided copies of the *Institutional Group Guide* and a few informational pamphlets in Vietnamese to seed these newly fertile conditions for NA's growth.

Membership Survey

The biennial survey represents a final achievement for NAWS PR in this fiscal year. At the World Convention in June 2015 and in the six months that followed, members responded to the survey, supplying information about their experience in and out of NA. All told, 22,803 members from 132 countries participated; that's our highest participation rate to date. Thank you!

This snapshot of our membership, compiled and graphically represented in a pamphlet for professionals, continues to be an important vehicle for conveying who we are and what we do as a Fellowship. We are . . .

- a lively and diverse Fellowship of people for whom drugs had become a major problem;
- responsible and productive members of society whose lives have improved by working the program of Narcotics Anonymous;
- a community resource dedicated to helping addicts lead drug-free, productive lives.

The European Delegates Meeting (EDM) expressed a need for a separate pamphlet representing the experience of European members. Professionals in Europe frequently request data about NA membership in Europe, believing that it may differ from the US or the rest of the world. NAWS agreed to collaborate with the EDM on the creation of a European Membership Survey pamphlet, something that had not been done since the World Convention of NA was held in Barcelona in 2009. A robust response from NA communities across Europe would be required in order to have sufficient data. Thanks to the delegates' efforts, we were able to get the participation level needed and published a new version of the European Membership Survey pamphlet in 2016. Interestingly, the two sets of data—for Europe only and for all of NA—proved strikingly similar.

Basic Services

The basic purposes of our world services are communication, coordination, information, and guidance. We provide these services so that our groups and members can more successfully carry the message of recovery and so that our program of recovery can be made more available to addicts everywhere.

—A Guide to World Services in NA

While Conference-related work is cyclical in nature, revolving around the timeline of our biennial World Service Conference, a great deal of the work at NA World Services is steady and ongoing. Each team at NAWS provides essential services strive to meet the needs of the Fellowship for “communication, coordination, information, and guidance.”

Fellowship growth, combined with increased ease of access through technology, have prompted us to build our capacity in each of these areas, expanding our reach in ways unimaginable just a decade or two ago. We respond to more requests and inquiries than ever before and get literature into the hands of those who need it with greater efficiency. Our growth as a Fellowship and ability to meet growing demands seem like our founders' dreams becoming a reality. We've grown from one office in the US to our current configuration: a center of operations in the US with branch offices in Belgium and Iran, distribution centers in India and Canada, and the indispensable work of regions and zones contributing to our Fellowship's overall success. You'll find specifics about our “basic services” in the 2015–2016 fiscal year in the section that follows.

Hello and thank you for contacting NA World Services

Fellowship Services

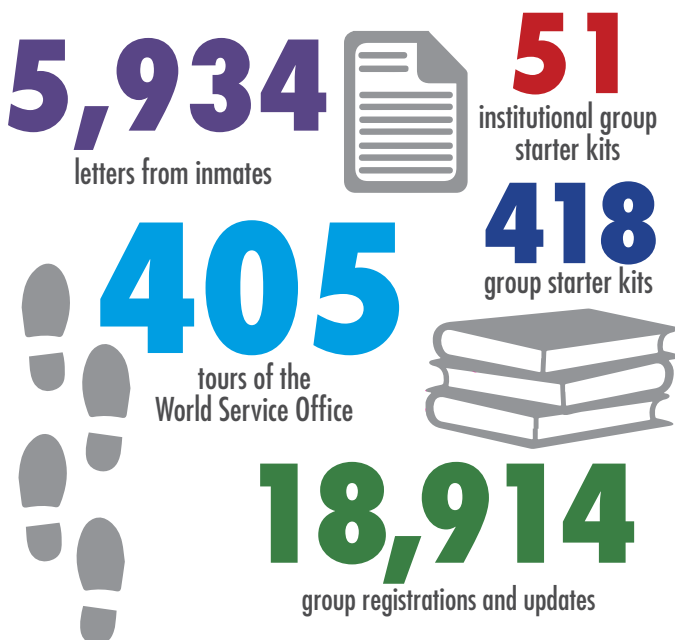
Our Fellowship services team serves as the first point of contact when someone writes or calls NA World Services. We get hundreds of requests and inquiries each week from members and the public. These come from inmates requesting literature; service enthusiasts seeking to understand and apply Traditions and Concepts; family

members and government officials looking for solutions to addiction; and members trying to solve problems at the local level, to name just a few.

We respond by providing resources and information. We consult our literature and identify useful passages. We suggest readings for further information, and share anecdotes and observations that recount what has worked elsewhere—our collective experience, strength, and hope. We send meeting starter kits and literature to members requesting such support, many of them behind bars. We connect members with the wealth of resources available at www.na.org, linking to specific handbooks, service pamphlets, bulletins, and recovery literature. With increasing frequency, we've been contacted by clergy members, government officials, and healthcare professionals about starting meetings. Wherever possible, we put them in touch with local trusted servants for follow-up, opening the doors for public relations opportunities and/or new possibilities for meeting facilities.

The data tells the story, revealing how we directed resources—human and financial—to respond to the needs of the Fellowship and how that's changed over the past few years.

FELLOWSHIP SERVICES BY THE NUMBERS



Communications

The Eighth Concept reminds us that “our service structure depends on the integrity and effectiveness of our communications.” To that end, the communications team at NA World Services focuses its efforts on helping us hear one another. The most tangible part of this work comes in the form of three periodicals published quarterly and three substantial reports produced in preparation for each World Service Conference. See below for a brief description of each of our publications and visit www.na.org/subscribe to have any or all delivered to your inbox.

In addition to periodicals and reports, we use web meetings to communicate with the Fellowship and to encourage discussion among members. Work on the Service System Project, for example, called attention to both the needs and the know-how of those serving in sparsely-populated areas. We began to facilitate web meetings focused on rural service to provide a platform for shared experience, allowing members to learn from each other and for us to learn from them.

The communications team summarizes information from web meetings like this—as well as from workshops, correspondence, project input, and Issue Discussion Topics—for the World Board. Conversely, they convey Board decisions, proposals, and plans to the Fellowship in our various publications. They serve, essentially, as a conduit for information, and use every means at their disposal to foster understanding.


If you want to be informed—and if you're reading the annual report, it's likely you do—be sure to subscribe to receive some or all of our publications electronically. Subscribing is simple; just visit www.na.org/subscribe to sign up. Once subscribed, you'll receive notification whenever we publish a new edition of *NAWS News*, *The NA Way Magazine*, or *Reaching Out*, plus you'll be among the first to know when Conference-related reports are made available online. Read these publications and you'll be in the know about Board activities, web meetings, Fellowship development around the world, World Convention news, the progress of Conference-approved projects, and more.

Here's a brief description of what you'll find in our periodicals and Conference-related publications:


- *NAWS News* informs readers about the discussions and decisions of each World Board meeting. Published quarterly with a single page of bulleted highlights, *NAWS News* helps to increase the transparency of our work and keeps members informed about all of NA World Services' efforts.
- *Reaching Out* is a quarterly, recovery-oriented newsletter made available free of charge to incarcerated addicts. It contains articles, artwork, and letters from members on both sides of the prison wall. Translations by members in Brazil and Spanish-speaking Latin America make it possible to provide this resource in Portuguese and Spanish, as well as English.
- *The NA Way Magazine* is our quarterly journal of recovery and service information, recovery-related entertainment, and current issues and events. It also contains updates on projects, events, literature, and other products.
- The *Conference Agenda Report (CAR)* is published and distributed in English a minimum of 150 days before each biennial World Service Conference, with translations produced and distributed no fewer than 120 days prior to the WSC. The *CAR* provides vital information as well as motions that will constitute the "old business" portion of the Conference. The *CAR* helps regional delegates to prepare for the Conference and to keep their local NA communities informed.
- The Conference Approval Track (CAT) informs the Fellowship and prepares Conference participants for the WSC's "new business" session. It contains the Board's strategic plan, project plans for the upcoming two-year cycle, seating requests, and the proposed NAWS budget. The CAT is distributed 90 days before the WSC.
- The *Conference Report*, published approximately one month prior to the WSC, includes a day-by-day breakdown of the Conference week, reports submitted by regional delegates to the Conference, updates on projects and project ideas submitted by other members of the Fellowship, proposals for new work, and a list of nominees for Conference positions (World Board, Cofacilitators, and Human Resource Panel).

Electronic subscriptions: Built for efficiency and member-tested since 2005

The NA Way Magazine Subscriptions Timeline



1982: *The NA Way Magazine* begins publication and is made available to the Fellowship by paid subscription.



1998: *The NA Way Magazine* becomes NAWS' primary tool for communication with the Fellowship as part of World Services' transition. WSC policy is established for sending *The NA Way Magazine* to all registered groups, service bodies, trusted servants, and subscribing members at no cost. The magazine is published in four languages: English, French, German, and Spanish.



2005: *The NA Way Magazine* is offered electronically.

NAWS Web Meetings

Web meetings are a great way to gather information and share experiences on service-related topics. Some of the topics are ongoing discussions, and others are just beginning as we attempt to put together new tools for the Fellowship. Visit www.na.org/webinar and/or see below for a brief description of our regular web meetings and follow the links if you'd like to get involved.

Web Meetings for 2016–2018 Projects



In support of developing tools, we are gathering information and collecting best practices for conducting conventions and events. Experienced members needed, all are welcome. See www.na.org/conventions for more information.



Local Service web meetings focus on gathering best practices to begin putting together a local service toolbox. The first focus will be consensus-based decision making. See www.na.org/toolbox for more information.

Ongoing Web Meetings



Rural Service web meetings are intended for those serving in places where meetings are far apart or population is sparse. Come join us and share your experiences with others who can relate. Write to nick@na.org for more information.



Public Relations web meetings are a gathering of area & regional PR trusted servants who share their experiences and challenges with PR service; topics are identified by PR trusted servants. Write to pr@na.org for more information.



Inmate Step Writing web meetings offer support for those service committees who offer this service. Write to handi@na.org for more information.



H&I web meetings welcome individuals and trusted servants interested in discussing issues around H&I service. Write to handi@na.org for more information.



2010: The expense of mailing 40,000+ paper copies each quarter—only to have thousands returned as undeliverable—becomes unsustainable. WSC decision ends automatic subscriptions, requires members who desire a paper version to resubscribe, and encourages e-sub.



2011: Eliminating the cost of printing and sending the magazine saves roughly \$100,000 as print subscriptions drop to 6,575 per issue and electronic subscriptions to nearly 15,000.



2016: Subscribers receiving both paper and electronic editions increases over five years, provoking a database clean-up. Eliminating hard copies for those able to access electronic copies reduces paper subscriptions by 7,000. Electronic subscriptions reach more than 23,000 to start the next fiscal year.

Information Technology

Technology is changing so much of modern life that it's hard to keep up. And, oh boy, how we've noticed that at NAWS since the introduction of the NA Meeting Search and Recovery Companion apps.

The meeting information available via the app and at www.na.org is supplied by NA members, groups, areas, and regions. Currently, only 42 service bodies provide regular updates.³ The reliability of meeting data that we have for the rest of NA is largely unknown to NAWS and likely varies.

Instead of detailing our IT team's efforts to maintain network security and stability, upgrade hardware and software, and respond to changes in technology in a way that's both prudent and responsive to the needs of the Fellowship—the kind of details that typically fill the IT section of the annual report—this year we're using this space to appeal to you for current meeting data.

Outdated meeting information may have been inconsequential a few years ago. Today, it's a different story. Internet access and smartphone ownership are no longer reserved for advanced economies and/or an elite segment of society. We hear more and more stories that reflect the frustration of using the internet to find NA meetings. One member shared that his smartphone helped him to emerge from homelessness, but it was not particularly helpful to him in finding NA meetings.

Through the end of the 2016 fiscal year, 322,762 people have downloaded the NA Meeting Search app. Many of us have found the app to be a useful tool when traveling or when we just want to hit a different meeting—provided that the data is accurate. And there's the rub: Too often, the app sends people to darkened rooms. Our members correctly conclude that there may have been a meeting at this location at one time, but not anymore! We get used to such errors and place a call to the local helpline or consult the area or regional website. (Note: Our search tools recommend starting with those, but the allure of a GPS-powered search draws us in.)

And what about the new member? The app and the search function of our website can play an important role

in getting them to meetings. They *can*, but whether they *do* depends on whether we have current data. We have the technology; we need accurate meeting data.

"The group is the most powerful vehicle we have for carrying the message" (BT, Tradition Five), *so why are we sending people to empty buildings?*



What can I do?

Members can help improve the reliability of the meeting search by taking some or all of these suggestions:

See what we show in a neighborhood you know well.

- Search on the website (www.na.org/meetingssearch) or the NA Meeting Finder app to see the most current data available via the NAWS database.
- Is the information accurate? Excellent! Perhaps you can encourage a friend or sponsee to do the same for another neighborhood.
- Does the list include any unfamiliar meetings? If so, are they listed on your area's and/or region's schedule?
 - If they're listed, then they're probably legit. Consider attending to be sure.
 - If the meeting's not listed by your area or region, it may have moved or closed down. Please contact your local PR team and let them know what you've found.

Raise awareness of the problem and be a part of the solution.

- Discuss the importance of maintaining current meeting data at your home group's business meeting, at your area service committee meeting, and/or at your regional service committee meeting.
- Consider setting up a system for providing updates to NAWS, as well as to your local and regional meeting directories.

³ This number reflects the number of areas and regions that updated meeting data two or more times over the course of the year.

***We have the technology.
It needs the human touch.***

We are committed to making it as easy as possible for you to update meeting data and sincerely appreciate your efforts. Once your service body has identified a single point of accountability, she or he should contact us at webupdates@na.org. We'll send a spreadsheet listing everything we show for your area or region, along with instructions for updating the data and getting it back to us. Plan to do this at some regular interval—monthly, bimonthly, quarterly—and together, we will assure improved accuracy in our meeting data.

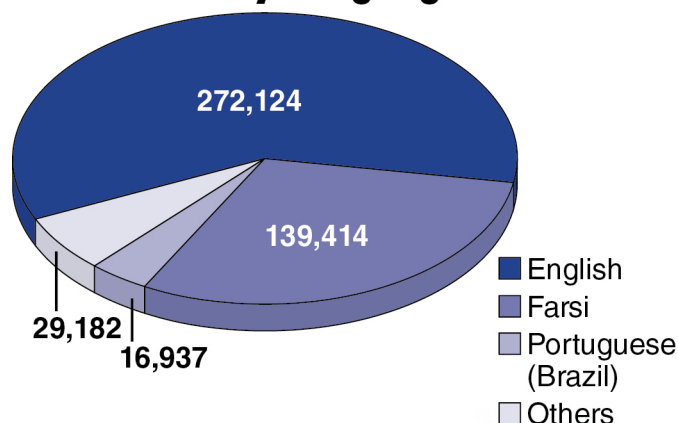
We appreciate any and all of your efforts to improve the accuracy of our meeting data. The potential outcome of this work will be that more addicts find their way to existing meetings. Thanks in advance for any help you can offer in making this a reality.

Production and Distribution

NA literature is a vital means of sharing our hope for a new way of life. Although the message is free for those fortunate enough to live where meetings and an NA community exist, it takes resources to produce and distribute NA literature. We constantly seek more efficient operations that allow us to do so more prudently. In recent years we've reported on increased in-house production that allows us to more quickly and economically fulfill smaller orders, especially for specific language groups and titles. This focused, solution-oriented approach also led us to overcome location-specific challenges and extend our capabilities in Argentina, Brazil, Egypt, and Russia. In those locations, we produce and distribute locally to reduce production and distribution costs, as well as to address import challenges. This makes it possible to keep literature prices appropriate to the local economy and to reduce shipping response time. Meeting these challenges ensures that we continue to effectively use Fellowship resources to get the NA message into the hands of addicts seeking recovery.

Our business practices have also evolved in response to new technology and Fellowship demands. We now provide print and electronic versions of our literature, as well as our periodicals, publications, reports, and service materials. We continue to evolve to meet the needs of online distribution and mobile apps. With each piece of literature,

2016 Basic Text Distributed by Language



with each order throughout each year, our goal is to help fulfill our Vision for NA Service and NA's primary purpose.

Highlights of the 2015–2016 fiscal year include:

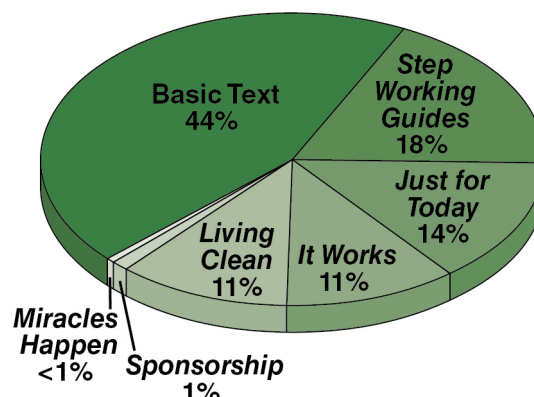
- Produced in-house more than 45,000 book-length pieces, 190,000 booklets, 25,000 handbooks and reports, and more than 590,000 IPs and small booklets.
- Fulfilled more than 21,236 orders, averaging about 1,770 per month (highest month was March 2016 with 2,250).
- Produced 42 new pieces of translated literature, bringing our inventory to 993 titles.

Books

2016 interesting facts:

- Although the Basic Text still accounts for the lion's share of our book distribution, it has decreased to 44 percent of all books distributed for this fiscal year, while *The NA Step Working Guides* rose to the second-most-distributed book at 18 percent.

2016 Books Distributed



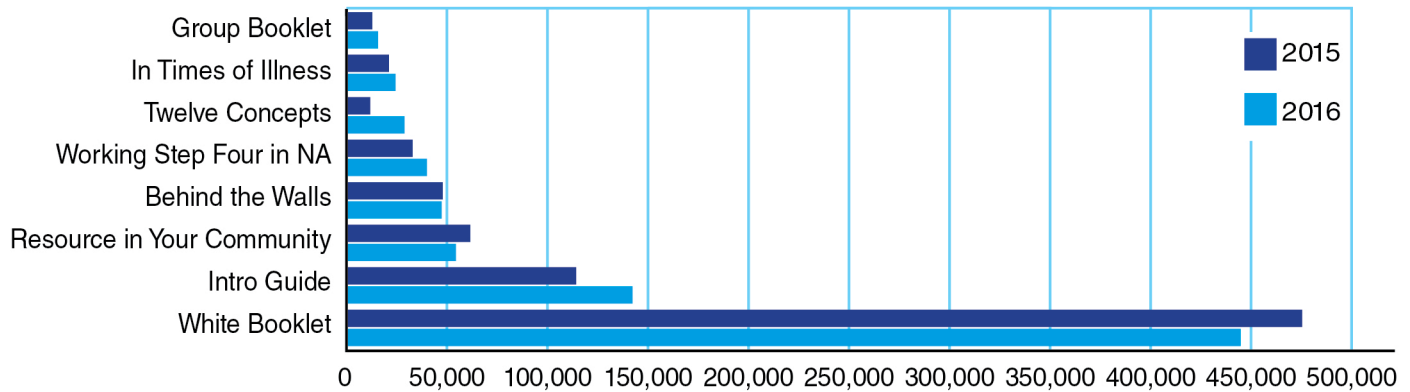
- In its fourth year of production, *Living Clean* reached 11 percent of total distributed books. That's the same as *It Works: How and Why*, published 22 years ago.

The Basic Text represents 55 percent of the books distributed between 1983 and the close of this fiscal year. NAWS has distributed more than 10.4 million copies of the BT since it was first published in 1983. Altogether, we've distributed nearly 19 million NA books.

Booklets

Booklets distribution increased by approximately 3 percent this fiscal year. While the Little White Book recorded a 6 percent decrease for the first time in recent years, the *Twelve Concepts*, *Introductory Guide to Narcotics Anonymous*, and *In Times of Illness* increased by 150 percent, 25 percent, and 16 percent, respectively.

2015 & 2016 Booklet Distribution



Informational Pamphlets

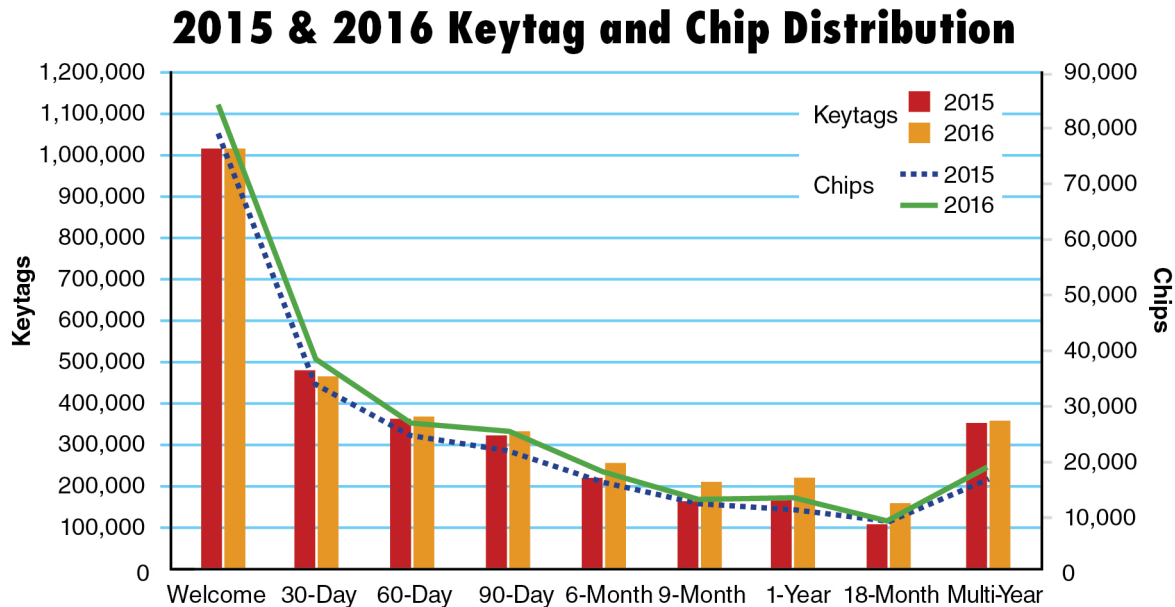
Distribution for all IPs increased by 7 percent, from approximately 4.9 million in FY 2015 to 5.2 million in FY 2016. The most popular IPs continue to be IP #7, *Am I an Addict?* and IP #22, *Welcome to NA*. Distribution of IP #28, *Funding NA Services*; IP #15, *PI & the NA Member*; IP #9, *Living the Program*; IP #20, *H&I and the NA Member*; and IP #13, *By Young Addicts for Young Addicts* increased by 57, 44, 40, 39, and 36 percent, respectively.

We added 17 newly translated IPs to our catalog this fiscal year including IP #1 in Amharic and Estonian.

We also updated more than 30 translations.

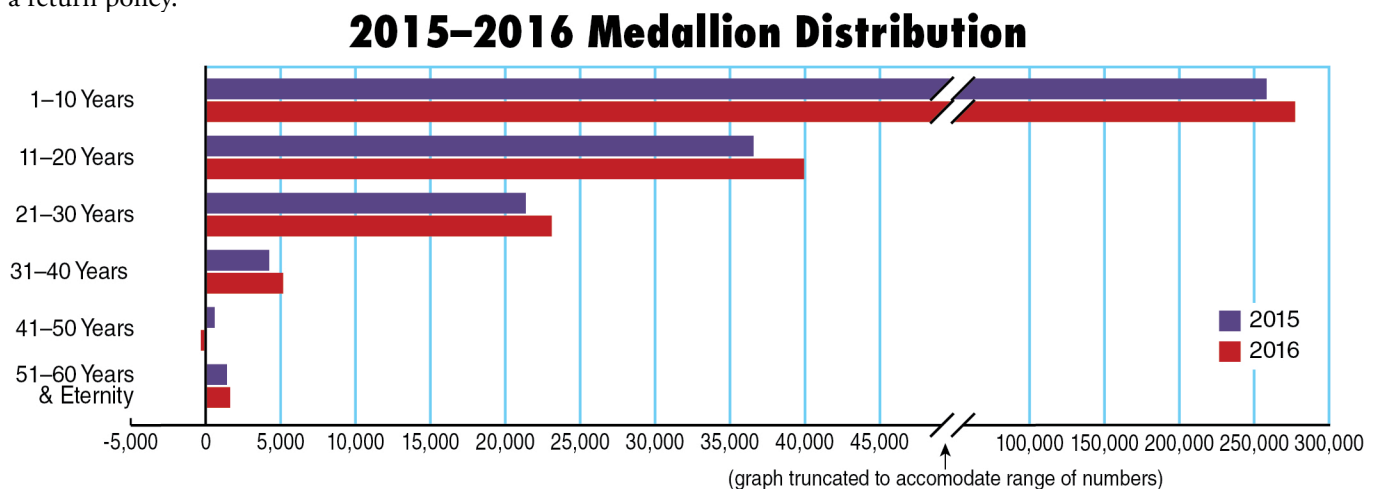
Keytags and Chips

Distribution of keytags and chips increased by approximately 6 percent and 11 percent, respectively, but if we exclude Iran keytag distribution, which saw a 4 percent increase, the overall change is a 7 percent increase. The most significant increase is for welcome and multiyear keytags, a 10 percent increase over 2015. This might indicate that more newcomers and long-term members are finding and staying in our meeting rooms.



Medallions

Sales of medallions increased slightly this fiscal year. A look at each ten-year span shows growth from 7 to 22 percent in all but one “decade.” Medallions denoting 41 to 50 years of recovery stand out as the exception. The decline of 155 percent for this range of years reflects returns from a couple of large customers. All told, more than 1,000 medallions for 40 or more years were returned, sometimes years after purchase. This has stimulated some discussion about establishing a return policy.



Keep Coming Back

Iran's distribution of 11–20-year medallions increased by 52 percent, suggesting that many Iranian members are continuing to stay clean in NA.

	2015–16	2015 vs. 2016
1–10 Years	153,255	8%
11–20 Years	9,659	52%

Staff and Offices

Two distribution centers—one in Bangalore, India, the other in Mississauga, Ontario, Canada—play an important role in furthering our vision.



Jacquie Sullivan and her assistant Paul Sullivan staff the Mississauga center which meets the literature needs of Canadian NA communities.



Pramila Dias distributes literature throughout South Asia from the Bangalore center.

Two branch offices—one in Brussels, Belgium, the other in Tehran, Iran—produce and distribute literature and provide services to many NA communities.



Paul Decock and his assistant Fred Renaux maintain our European service center. They distribute literature in 44 different languages, some of it printed on site, some of it provided at no cost to emerging NA communities in Eastern Europe and Africa. They also provide basic support for members, groups, and institutions seeking information about NA; process contributions to NAWS; and support the continent's zonal forum, the European Delegates Meeting.



Siamak Khajeian manages the Iranian branch of the World Service Office where he and his staff—Amir Bondar, Farhad Fallah, Mehrdad Naseri, Hossein Nematzadeh, Farhad Poursohei, Reza Tavakoli, and Payam Yazdani—support NA's fastest-growing community and its 20,598 meetings (as of January 2016). The Tehran service center produces and distributes NA literature in Farsi, translates *The NA Way Magazine* each quarter, and supports many of the important services offered by the region.

Narcotics Anonymous World Services in Chatsworth, California, serves as a centralized resource for NA members, groups, and service bodies worldwide. Executive and administrative staff of the California office respond to inquiries from members and the public. They work closely with the World Board to carry out Conference-approved projects, coordinate workgroups, execute the World Convention, and communicate with members through a variety of periodicals, reports, web meetings, and emails. Other ongoing responsibilities coordinated from this location include the production and distribution of NA literature, protection of the Fellowship's copyrights and trademarks, and the maintenance of our website, www.na.org.



NA World Services Staff

Chatsworth, California, USA

Administration

Executive Director: Anthony Edmondson (anthony.e@na.org)
Assistant Executive Director: Becky Meyer (becky@na.org)
Executive Assistants: Eileen Perez (eileen.p@na.org), Elaine Wickham (elaine@na.org)
Administrative Support Specialists: Shane Colter (shane@na.org), Andrey Glazkov (andrey@na.org),
 Johnny Lamprea (johnny@na.org)

Human Resources

HR Manager: Roberta Tolkan (roberta@na.org) *HR Administrative Assistant:* Keri Kirkpatrick (keri@na.org)
Receptionist: Camille Klein (cammyk@na.org)

Public Relations

PR Manager: Jane Nickels (jane@na.org) *H&I Assistant:* Kelley Taylor (kelley@na.org)
PR Assistant: Doug Jarrett (doug.j@na.org)

Communications

Director of Communications: Travis Koplow (travis@na.org)
Project Coordinators: Chris Corning, De Jenkins (de@na.org), Pamela Tindall (pam.t@na.org)
Writer/Editors: Nick Elson (nick@na.org), Stacy McDade (stacy.m@na.org)

Asset Management

Comptroller and Team Leader: Debbie Carnahan (debbie@na.org)
Accounting Assistant: Rochelle Medina (rochelle@na.org)
Customer Service Supervisor: Sylvia Cordero (sylvia@na.org)
Customer Service Representatives: Peggy Labon (peggy@na.org), Pam Martin (pam2@na.org),
 Elizabeth Allison Osborne (alli@na.org)

Warehouse

Warehouse Manager: Vince Alcala (vince@na.org)
Shippers: Ryan Gallardo (ryan@na.org), Luis Padilla (luis@na.org), Jeff Rodriguez (jeffrey@na.org)

Information Technology

IT Manager: Stephan Lantos (stephan@na.org) *Database Administrator:* Lori Dunnell (lori@na.org)
Network System Specialist: Juan Trejo (juan@na.org) *IT Assistant:* Arthur Carbajal (arthur@na.org)

Fellowship Services

Team Leader: Steve Rusch (steve@na.org)
Administrative Assistant: Cindy Votaw (cindy@na.org)
Team Assistants: William Brundy (billy@na.org),
 Johnny Czifra (johnny_c@na.org), Linda DeLeo (linda@na.org),
 Sarah Johnson (sarah@na.org), Bob Shott (bob@na.org)

Production

Production Manager: Fatia Birault (fatia@na.org)
Production Assistants: Esperanza Lemos (esperanza@na.org),
 Hugo Ramirez (hugo@na.org)

Translations

Translations Manager: Uschi Mueller (uschi@na.org)
Team Assistants: Ken O'Neil (ken@na.org),
 Jeff Walsh (jeff@na.org)

New Staff as of October 2015

Stacy McDade (stacy.m@na.org)
 Pamela Tindall (pam.t@na.org)

Departing Staff

Karim Tamim



In Memoriam

Sadly, as this Annual Report was being finalized in February 2017, we lost long-term NAWS employee, David Mizrahi, after a brief illness. David worked in a variety of positions for 27 years, and eventually settled in as our graphic arts technician. He retired in January 2015, but continued as a part-time contractual employee until his death. We will miss David's creative passion and dedication to NA.

Five Straw Polls and a Motion: A **FIPT** Temperature Check from **WSC 2016**

Distribution of illicit literature is not a new phenomenon in some corners of the Fellowship. An unapproved version of the first ten chapters of the Basic Text (BT) first appeared in the late 1980s. Then as now, these photocopied booklets usually contained material from the Third Edition, Revised, with the insertion of four and a half sentences from the Second Edition Basic Text.

Group conscience determined that this language—struck through in the text box to the right—incorrectly places the NA service structure outside of Narcotics Anonymous. In 1984, the Fellowship voted to remove this erroneous depiction from the Second Edition of the Basic Text. Subsequent decisions affirmed that conclusion. In 1988, the WSC rejected the idea of changing the text beyond fixing errors for the Fourth Edition BT. In 1991, the Conference voted against considering which edition of the book should be published. This was a year of extensive Fellowship discussions about this issue due to a lawsuit. Delegates issued several statements that they created and adopted at the WSC in response to this controversy. In 1993, the Conference approved the *Fellowship Intellectual Property Trust (FIPT)* which affirmed that the World Service Office has the sole authority to publish and distribute NA literature on behalf of the Fellowship as a whole. And most recently, the 2004 motion that authorized the Sixth Edition BT specified that no changes should be made to chapters one through ten, leading to production of our unanimously approved current Sixth Edition in 2008.

Basic Text, Tradition Four, second paragraph

One might ask, "Are we truly autonomous? What about our service committees, our offices, activities, and all the other things that go on in N.A.?" ~~The answer is that these things are not N.A. They are services we utilize to help us in our recovery and to further the primary purpose of our groups. Narcotics Anonymous is a Fellowship of men and women; addicts meeting in groups and using a given set of spiritual principles to find freedom from addiction and a new way to live. All else in not N.A. Those things we mention are the result of members caring enough to reach out and offer their help and experience so that our road might be easier. Whether we choose to utilize these services is up to the group.~~

Tradition Nine, second paragraph

The Ninth Tradition goes on to define the nature of the things that we can do to help N.A. It says that we may create service boards or committees to serve the needs of the Fellowship. ~~None of them has the power to rule, censor, decide, or dictate. They exist solely to serve the Fellowship, but they are not a part of Narcotics Anonymous. This is the nature of our service structure as it has been defined in the N.A. service manual.~~

Group conscience has made the contents and publisher of our BT clear. And yet, there are those who believe their personal opinions override the Fellowship's conscience. Over the last few years, NAWS has appealed directly to the Fellowship, asking that members stand with group conscience and refuse to tolerate behavior that's contrary to it. As reported last year, the WB developed two bulletins on *FIPT* issues and made them available at www.na.org/FIPT.


At WSC 2016, NAWS Executive Director Anthony Edmonson polled the Conference seeking additional direction in a session dedicated to *FIPT* issues. The first of three questions asked, "Do we believe that the Fellowship still affirms the rules we have agreed on in the *FIPT*?"⁴ This question goes to the heart of the controversy about language and publication rights. Ninety-five percent (95%) of Conference participants responded "yes," affirming previous decisions.

A second question solicited Conference input on how to handle registration requests from groups that state their intention to use unapproved materials. It seems that a developmental draft of the Basic Text known as the "gray form" is being used in some quarters. The draft evolved significantly before the final approval version of the Basic Text was offered for Conference approval in 1982. While the gray form may be of interest to members as an artifact of NA history, it has never been approved by the Fellowship. *The Group Booklet* specifies that "only NA-approved literature is appropriate for reading in Narcotics Anonymous meetings." Recently, a few groups stated an intention to do otherwise as they registered with NAWS. This raised questions for NAWS, and the groups' registrations were put on hold until we could get some direction from the Conference. Given this context, Conference participants were asked, "Should we register and list on the meeting locator, NA

groups that clearly intend to use material that is not NA-Fellowship approved?" Seventy-four percent (74%) of Conference participants responded "no."

A third question addressed area and regional service committees that post NA recovery literature to their websites. In most cases, local service bodies have not posted literature in defiance; rather, such postings usually reflect a lack of understanding about copyright issues. When contacted, most service bodies agree to remove book-length pieces and to simply link to na.org for downloadable IPs and booklets. We sought guidance from the Conference regarding how to handle service bodies that refuse to cooperate. Conference participants were asked, "Should we take action to remove NA recovery literature from ASC/RSC sites, even if it means shutting down the site?" Seventy-one percent (71%) advised that we should take such actions. While we continue to contact and make requests to these sites, we have taken no action to date to would lead to a site being shut down.

To gain further clarity about how the Conference viewed the use of illicit literature, we asked two further questions in the Moving Forward with Common Vision session. Seventy-one (71) Conference participants replied "yes," 39 "no," 3 abstained, and 4 were



⁴ WSC 1991 Statement: "The Basic Text, Fifth Edition, is the only edition of the Basic Text that is currently approved by the World Service Conference of Narcotics Anonymous for publication and sale. The World Service Office Board of Directors is entrusted with the responsibility for protecting the fellowship's physical and intellectual properties, including the Basic Text, and at the board of directors' discretion, shall take legal action to protect those rights against any and all persons who choose to infringe upon this literature trust." This statement was updated at WSC 2008, making the Sixth Edition of the Basic Text the only edition approved for NAWS production.

tallied as present, not voting on the first question: “Do we want to say that NA groups use *current editions* of NA Fellowship-approved literature?” A second question, “Are former editions of NA Fellowship-approved literature different in your mind than the hybrid versions that have been created and never approved in that form?” received the following responses: 93 replied “yes,” 12 “no,” 7 abstained, and 6 were counted as present, not voting.

A final discussion and decision related to *FIPT* issues involved old business motion #8, proposed by the Oklahoma Region. The motion, “To direct NAWS to produce a low-cost paperback English version of the Basic Text which contains only the first ten chapters called ‘Our Program’” was intended, in the words of its maker, “To provide a cost-effective means to carry our message and fulfill our primary purpose.” Motion 8 failed by a large margin, with 14 voting for the motion, 95 against, one abstention, and one present, not voting. This is significant to the discussion of *FIPT* issues since distribution of illicit texts often purports to be motivated by this same intent. This decision by the WSC is consistent with the outcome of similar motions over the years to offer a low-cost Basic Text, all of which have been rejected.

The temperature check offered by the five straw polls and a motion at WSC 2016 affirmed previous decisions

about how NAWS protects the Fellowship’s intellectual property. We thank all of the members who provided their delegate teams with feedback on motion 8 and otherwise made their understanding of *FIPT*-related issues known. Your efforts seem to have had an effect, and not just at the WSC. In the latter half of the fiscal year through the date of this NAWS *Annual Report* publication, we’ve noticed a distinct downturn in *FIPT*-related inquiries. Fewer NA websites have improperly posted NA literature, and no additional “gray form” meetings have attempted to register with NAWS since the Conference. This is good news for NAWS and the Fellowship as a whole because it means more of our human resources can be directed to supporting worldwide efforts to share our message.

For more on *FIPT* issues:

- Visit www.na.org/FIPT where you’ll find two essays:
 - “NA Copyrights and Literature”
 - “Group Conscience and NA Literature”
- And read “NA Literature and Our Primary Purpose” in the 2016 *Conference Agenda Report*, available here: www.na.org/?ID=wsc2016.



World Convention

Plans for the 37th World Convention of Narcotics Anonymous are well underway. The four-day event will be held in Orlando, Florida, from 30 August to 2 September 2018. The Orange County Convention Center will be alive with recovery and good, clean fun that weekend. It's a large venue that can easily accommodate all of us and all of our needs, while remaining easy to navigate.

With the change to a three-year rotation cycle, WCNA 37 will take place just four months after the World Service Conference (WSC), scheduled for late April 2018. This will, no doubt, be a challenge for NAWS staff and WB members, but we are confident that we'll be able to coordinate these back-to-back events, with ample help from Orlando locals and the



ranks of volunteers who pitch in at every WCNA. Thank you, in advance, for your service!

Early registration will be key to a successful event as it will allow us to base plans on real numbers. The registration portal is set to open in the fall of 2017 to provide members with ample time to register. We encourage you to please do so. Subscribe to receive updates on all the latest WCNA news via email at www.na.org/subscribe.

Although 2021 seems like a long way off, WCNA 38 is already on the minds of your World Board Business Plan Group. Our commitment to the WCNA rotation plan described in *A Guide to World Services* obligates us to a location in the Asia-Pacific, the Middle East, or Africa. Costly lessons from previous events have shaped how we evaluate potential locations. While there's a great deal that we're simply powerless over, we are determined to base our choices on the best data available and what appear to be the most reliable projections for the future. Stability is a key consideration for 2021, as is accessibility of the location to our membership. As we say: More will be revealed!

Future WCNA Locations

2021	
WCNA 38	
Asia-Pacific/Middle East/ Africa	
2024	2027
WCNA 39	WCNA 40
North America	Europe
2030	2033
WCNA 41	WCNA 42
North America	South America

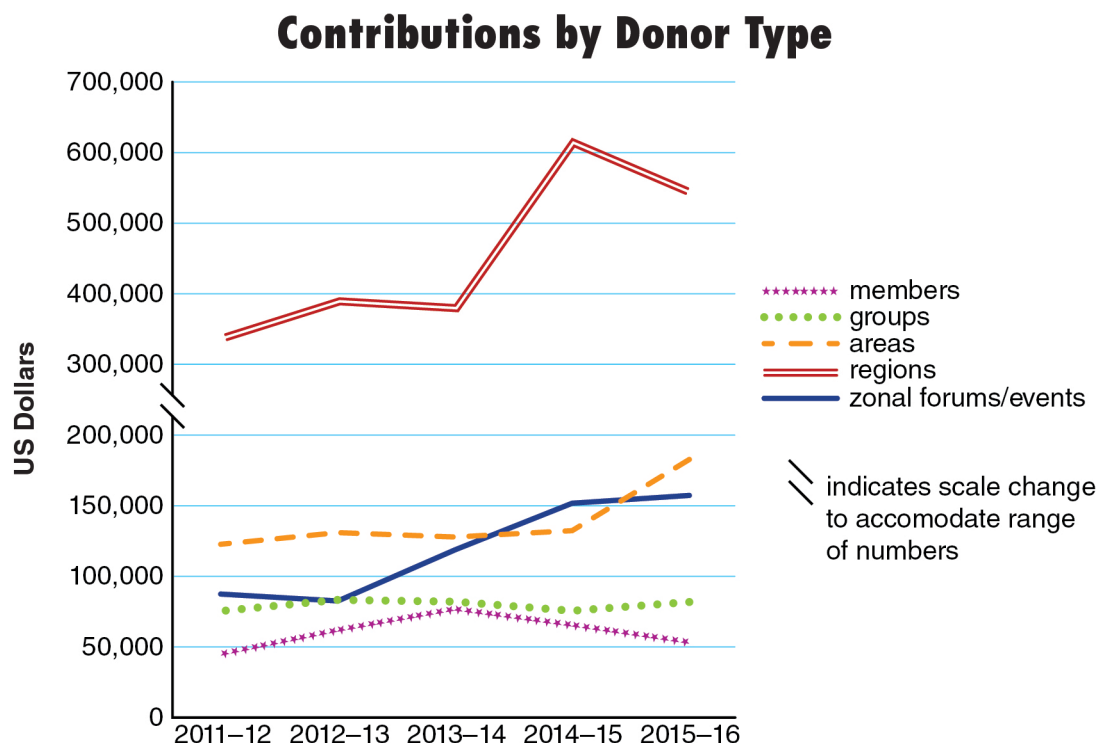
Invest In Our Vision

NA members contribute to our vision in so many ways: starting and maintaining meetings, sponsorship, working on local translation committees, and bringing meetings into jails and prisons, just to name a few. In addition, some members, areas, regions, zones, conventions—many of whom prefer to remain anonymous—choose to contribute money. All the contributions, regardless of size to type, are part of what help us remain true to our Traditions, and are appreciated, valued, and encouraged.

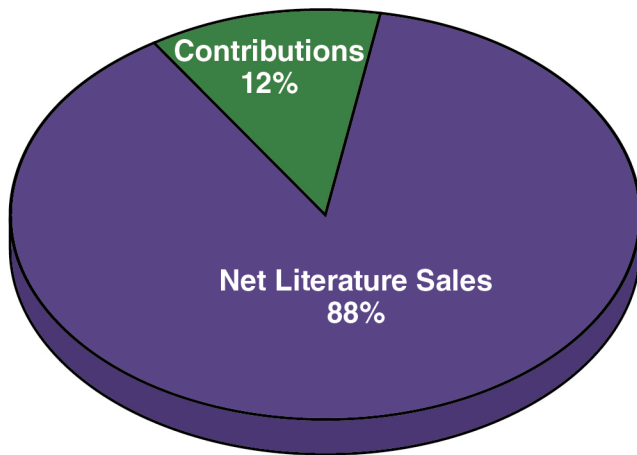
For the second year in a row, contributions from NA members, groups, and service committees to NA World Services exceeded one million US dollars. We are very

grateful for your contributions and for our shared commitment to Tradition Seven and A Vision for NA Service. Thank you!

An analysis of contributions by donor type shows a sharp increase in the contributions made by area service committees, and a steady uptick in contributions from zonal forums/events. Regional contributions dipped slightly after breaking all records in 2014–2015, but remain high in historic context. The detailed list that follows, organized by region, will allow you to analyze contributions in your corner of the globe.



Income by Source for 2015–2016



It's exciting to see contributions from the Fellowship making up a larger portion of the cost of services NAWS provides. NA World Services' publishing operations make up the difference.

As most of our members understand, the fact that NA World Services must operate as a business does not change the spiritual nature of our goals as an organization. The goals set forth in *A Vision for NA Service*, approved at WSC 2010, remain our touchstone and guide everything we do. The continued pursuit of this vision inspires us to provide the highest level of services we can.

The following table shows the total contributions we have received per group in recent years, as compared to the cost per group of services we provide (i.e., WSC support and Fellowship development expenses). These figures are meant to provide an idea of what it would take for all our services to be funded solely by contributions. The table also excludes the sizeable Iranian NA community from our calculations. The NA community in Iran continues to thrive, but US/Iranian relations continue to prohibit contributions.

As always, we encourage other service bodies to do what we have done here: calculate the cost of delivering

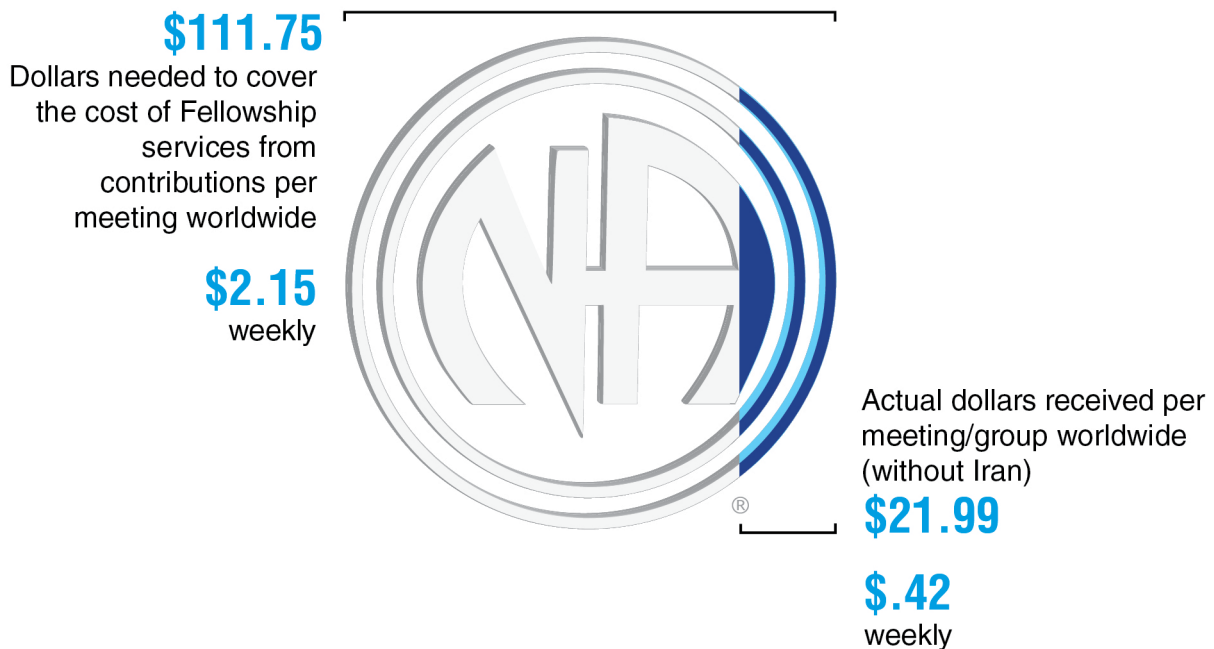
Table 1: Annual WSC & Fellowship Development Expenses and Total Weekly Meetings Worldwide

Fiscal Year	2013	2013 w/out Iran	2014	2014 w/out Iran	2015	2015 w/out Iran	2016	2016 w/out Iran
Number of meetings (worldwide approx.)	61,888	43,693	63,000	44,800	63,000	44,800	66,906	46,308
Total contributions received from meetings worldwide	\$747,356	\$747,356	\$784,472	\$781,472	\$1,038,626	\$1,028,126	\$1,018,092	\$1,018,092
Annual contributions received per meeting worldwide	\$12.08	\$17.10	\$12.45	\$17.44	\$16.49	\$22.95	\$15.22	\$21.99
Cost to fund fellowship services (WSC support and fellowship development)	\$4,269,448		\$4,698,545		\$4,511,580		\$5,174,894	
Dollars needed annually per meeting worldwide to cover Fellowship services	\$68.99	\$97.71	\$74.58	\$104.88	\$71.61	\$100.70	\$77.35	\$111.75
Percentage of expenses currently covered by Fellowship contributions	17.5%	17.5%	16.7%	17%	23%	23%	20%	20%

effective services in your area or region and report those numbers to the local NA groups. The figures will be most helpful when broken down into meaningful numbers, such as the amount of contributions needed per group per month to keep the local service budget sol-

vent. By providing members with information about what it takes to make these services possible, we can help them see how the money they put in the basket is an investment in our vision.

Worldwide Fellowship Support Cost per Meeting per Year



Fellowship Contributions Report

		2015-2016 # of Contrib.	2015-2016 YTD Contributions	2014-2015 Contributions
ABCD Region				
3981601	ABCD REGION (NY)	5	3,422.44	644.00
3981406	GREEN MOUNTAIN AREA (VT)	1	400.00	1,865.75
3981204	MIRACLE ON MAIN STREET GP (NY)	2	10.00	21.50
3981202	NEVER ALONE (NY)	9	243.00	205.00
3981203	STEP GROUP WEDS NITE (NY)	1	88.26	203.94
	ABCD Region Total:	18	4,163.70	2,940.19
Alabama-Northwest Florida				
3011601	ALABAMA/NW FLORIDA RSC	2	5,000.00	0.00
3011220	PRATTVILLE GRATITUDE GRP (FL)	1	147.00	0.00
3011402	WEST CENTRAL AL AREA NA (AL)	1	180.00	0.00
	Alabama-Northwest Florida Total:	4	5,327.00	0.00
Alaska Region				
3021601	ALASKA RSC (AK)	2	959.69	0.00
3021202	WALK YOUR TALK GROUP (AK)	0	0.00	400.00
	Alaska Region Total:	2	959.69	400.00
Alsask Region				
3731601	ALSASK RSC	2	2,401.53	5,954.69
3731404	CENT SASKATCHEWAN AREA (AB)	0	0.00	500.00
3731401	CHINOOK AREA (AB)	0	0.00	118.00
3731228	CONSCIOUS CONTACT (AB)	0	0.00	50.00
3731402	EANASC (AB)	0	0.00	1,135.23
3731227	FIVE & DIME LIVING CLEAN (AB)	0	0.00	600.00
3731222	FORWARD BOUND GROUP (SK)	2	420.00	200.00
3731209	GIFT OF LIFE GROUP	0	0.00	300.00
	INDIVIDUAL MEMBERS	0	0.00	104.00
3731226	ON THE MEND (SK)	1	170.00	0.00
3731403	PEACE AREA (AB)	2	2,500.00	3,500.00
	Alsask Region Total:	7	5,491.53	12,461.92
Aotearoa-New Zealand Region				
3761601	AOTEAROA/NEW ZEALAND RSC (NZ)	2	3,386.20	0.00
	INDIVIDUAL MEMBERS	1	5.00	49.00
3761201	THURSDAY NIGHT OLD SCHOOL	0	0.00	21.00
	Aotearoa-New Zealand Region Total:	3	3,391.20	70.00
Arizona Region				
3031228	12 TO LIFE GROUP (AZ)	1	950.00	260.00
3031219	ARIZONA OPTIONS FOR US (AZ)	0	0.00	100.00
3031601	ARIZONA RSC (AZ)	1	5,000.00	24,500.00
3033001	DEEP SOUTH CAMP OUT (AZ)	1	50.00	0.00
3031220	DIVERSITY (AKA GLOB) AZ	0	0.00	43.79
3031222	DYNAMITE MENS GROUP (AZ)	2	51.00	122.50
3031210	DYNAMITE RECOVERY GROUP (AZ)	2	58.50	129.10
3031403	EAST VALLEY AREA (AZ)	3	251.00	1,419.23
3031229	EMPOWERING CHANGE GROUP (AZ)	0	0.00	18.11
	INDIVIDUAL MEMBERS	8	264.50	50.00
3031223	IT'S TIME GROUP (AZ)	11	237.49	234.44
3031230	NOT JUST ANOTHER NA MTG (AZ)	10	373.53	0.00
3031217	SATURDAY MORNING NA (AZ)	2	222.91	307.76
3031212	TURN THE PAGE GROUP (AZ)	1	67.55	353.28
	Arizona Region Total:	42	7,526.48	27,538.21
Arkansas Region				
3041601	ARKANSAS RSC (AR)	0	0.00	1,025.11
3041405	FOOTHILLS UNITY AREA (AR)	3	415.70	706.83
	INDIVIDUAL MEMBERS	2	25.00	0.00
3041217	JUST FOR TODAY GROUP (AR)	0	0.00	200.00
3041218	NEW HORIZON GROUP (AR)	1	50.00	0.00
3041203	RECOVERY IN THE DAYLIGHT (AR)	11	441.12	371.76
3041220	REGARDLESS OF AGE GROUP (AR)	1	250.00	0.00
3041215	TOGETHER WE CAN GROUP (AR)	0	0.00	15.00
3041219	UNITY GROUP (AR)	1	282.36	0.00
	Arkansas Region Total:	19	1,464.18	2,318.70
Australia Region				
3831601	AUSTRALIAN REGION (AUS)	4	45,150.25	0.00
3831211	CAIRNS FRIDAY S & T GRP (AUS)	2	32.32	0.00
	INDIVIDUAL MEMBERS	25	727.08	528.04
3831210	NA AT HOME (AUS)	0	0.00	1.00

		2015-2016 # of Contrib.	2015-2016 YTD Contributions	2014-2015 Contributions
3831401	SOUTH AUSTRALIAN ASC	4	2,242.00	0.00
3831204	TOORAK TUESDAY NIGHT (AUS)	2	720.00	1,950.00
Australia Region Total:		37	48,871.65	2,479.04
Baja-son Region				
3281601	BAJA SON REGION (MEX)	1	90.70	200.00
3283002	BAJASON YOUTH COMMITTEE TJ	1	100.00	0.00
Baja-son Region Total:		2	190.70	200.00
Best Little Region				
3061202	12 STEPS-NEW LIFE GROUP (TX)	11	370.08	295.97
3063001	BEST LITTLE REGION CONVENTION	1	3,156.98	2,019.79
3061601	BEST LITTLE REGION RSC (TX)	1	500.00	505.00
3061209	HERE & NOW GROUP (TX)	0	0.00	14.00
	INDIVIDUAL MEMBERS	1	20.00	10.09
3061204	NOTHING TO FEAR GROUP (TX)	12	554.48	495.05
3061403	PANHANDLE AREA (TX)	7	143.25	249.64
3061401	UNITY AREA OF WEST TEXAS (TX)	4	200.00	200.00
Best Little Region Total:		37	4,944.79	3,789.54
Bhutan Region				
3991612	BHUTAN REGION	0	0.00	366.00
Bhutan Region Total:		0	0.00	366.00
Bluegrass-Appalachian Region				
30K1601	BLUEGRASS-APPALACHIAN RSC	4	1,200.00	0.00
	INDIVIDUAL MEMBERS	0	0.00	25.00
Bluegrass-Appalachian Region Total:		4	1,200.00	25.00
Brasil Northeast Region				
4001601	NORTHEAST BRASIL REGION	0	0.00	387.67
Brasil Northeast Region Total:		0	0.00	387.67
British Columbia Region				
3071601	BRITISH COLUMBIA RSC	3	3,500.00	10,000.00
3071235	CLOVERDALE NA (BC)	1	100.00	0.00
	INDIVIDUAL MEMBERS	15	645.00	220.00
3071228	NA WORDS OF WISDOM (BC)	2	223.65	204.50
3071204	NEVER TOO YOUNG GROUP	4	1,158.70	262.73
3071217	NEW WEST NOONERS (BC)	1	200.00	0.00
3071406	SOUTH VANCOUVER ISLAND AREA	4	4,131.53	2,150.65
3071230	THE UNLOADED GROUP	0	0.00	100.00
3071202	TUNNEL OF LIGHT GROUP	0	0.00	200.00
3071409	V I N P R A N A (BC)	1	300.00	0.00
British Columbia Region Total:		31	10,258.88	13,137.88
Buckeye Region				
3081601	BUCKEYE RSC (OH)	1	350.00	0.00
3081402	GREAT LAKES AREA (OH)	1	500.00	250.00
	INDIVIDUAL MEMBERS	1	28.00	0.00
3081404	STARK TUSCARAWAS AREA (OH)	1	200.00	400.00
3081403	WESTERN AREA GEN SERVICE (OH)	1	250.00	800.00
3081401	WESTERN RESERVE AREA (OH)	11	220.00	200.00
Buckeye Region Total:		16	1,548.00	1,650.00
California Inland Region				
3801601	CALIFORNIA INLAND RSC (CAI)	1	30.03	2,290.86
3801404	SOUTHWEST ASC (CAI)	4	422.03	507.03
3801210	WE DO RECOVER (CAI)	12	96.00	96.00
California Inland Region Total:		17	548.06	2,893.89
California Midstate Region				
3091601	CALIFORNIA MID STATE RSC	4	2,760.90	1,691.19
3091215	CARING & SHARING GROUP (CMID)	2	138.75	129.65
3091401	FOOTHILL AREA (CMID)	2	18.10	35.42
	INDIVIDUAL MEMBERS	1	40.18	36.52
California Midstate Region Total:		9	2,957.93	1,892.78
Canadian Atlantic Region				
3401601	CANADIAN ATLANTIC REGION	0	0.00	3,718.99
Canadian Atlantic Region Total:		0	0.00	3,718.99
Carolina Region				
3101251	ALL KIDDING ASIDE (SC)	5	272.00	497.07
30P1223	BASIC TEXT EXPRESS (NC)	2	26.00	20.00
3101601	CAROLINA RSC	3	18,000.00	29,835.32
3101203	CLEAN AND SERENE (SC)	3	102.73	161.61
3101245	CLEAN LIVING (SC)	4	96.66	154.47
3101210	FLOWERTOWN NA (SC)	6	119.38	114.76
3101258	FORTUNE COOKIE GROUP (SC)	3	350.00	50.00
30P1250	FREEDOM THUR RECOVERY (NC)	0	0.00	15.00
3101262	GRASSROOTS GROUP (SC)	1	24.00	0.00
30P1405	GREATER CHARLOTTE AREA (NC)	3	343.02	107.25

		2015-2016 # of Contrib.	2015-2016 YTD Contributions	2014-2015 Contributions
30P1252	HALLS OF FREEDOM (NC)	1	86.25	0.00
3101254	I CAN'T WE CAN GROUP (SC)	1	50.00	0.00
	INDIVIDUAL MEMBERS	36	1,492.00	1,261.45
30P1203	JUST FOR TODAY GROUP (NC)	1	100.00	111.13
30P1406	LAKE NORMAN AREA (NC)	5	447.00	549.45
3101235	LITERATURE LOVERS MTG (NC)	0	0.00	27.00
30P1226	NAPD GROUP (NC)	1	500.00	0.00
3101261	NEVER TOO LATE GROUP (SC)	10	229.00	0.00
3101260	NEXT RIGHT THING (SC)	0	0.00	33.61
3101405	NORTH CENTRAL CAROLINA AREA	3	564.50	1,617.95
30P1241	OVER & BEYOND GROUP OF NA	2	25.05	132.51
3101255	PHOENIX GROUP (SC)	0	0.00	5.00
3101406	PORT CITY AREA OF NA (SC)	1	80.00	0.00
30P1251	PRIMARY PURPOSE (NC)	5	154.00	0.00
3101403	SOUTH COASTAL AREA (SC)	8	342.22	355.47
30P1410	SOUTHERN PIEDMONT AREA (NC)	0	0.00	292.84
3101226	STAY CLEAN GROUP (SC)	1	109.00	0.00
3101401	SUN CITY AREA (SC)	4	489.79	150.00
3101410	UPPER SO CAROLINA AREA (SC)	10	1,443.74	476.81
3101232	WORTH THE RIDE GROUP (SC)	0	0.00	250.00
Carolina Region Total:		119	25,446.34	36,218.70
Cayman Islands Region				
3991620	CAYMAN REGION	1	50.00	0.00
Cayman Islands Region Total:		1	50.00	0.00
Central Atlantic Region				
3541410	ALMOST HEAVEN ASC (VA)	1	333.06	331.75
3541227	BETTER BY THE BAY GROUP (VA)	0	0.00	25.00
3541601	CENTRAL ATLANTIC REGION (VA)	3	10,914.42	5,246.34
	INDIVIDUAL MEMBERS	14	280.00	214.00
3541407	NEW DOMINION AREA (NDANA)	1	3,885.95	2,240.22
3541206	NEW VISION GROUP (VA)	4	40.00	10.00
3541228	OVER & BEYOND GROUP	1	50.00	0.00
3541403	PIEDMONT AREA (VA)	3	850.00	298.10
3541402	ROANOKE VALLEY AREA (VA)	1	40.00	0.00
3541226	SOLUTION SEEKERS (VA)	0	0.00	168.00
3541218	SPIRITUALLY HIGH GROUP (NC)	2	100.00	50.00
3541201	SURVIVORS GROUP (VA)	3	80.00	100.00
3541401	TIDEWATER AREA (VA)	0	0.00	414.07
3541219	WE DO RECOVER (VA)	11	356.20	606.00
Central Atlantic Region Total:		44	16,929.63	9,703.48
Central California Region				
3111240	BASIC TEXT STUDY (CCAL)	0	0.00	9.25
3113001	CENTRAL CA CONV & EVENT (CCAL)	1	2,663.64	2,278.43
3111601	CENTRAL CALIFORNIA RSC (CCAL)	3	7,372.46	8,500.00
3111401	CENTRAL COAST AREA (CCAL)	13	542.79	658.84
3111228	CLEAR MESSAGE GROUP (CCAL)	1	19.88	0.00
3111403	COUNTY LINE AREA (CCAL)	5	1,036.63	957.35
3111233	GIVE IT AWAY MEN'S (CCAL)	1	71.00	15.00
3111402	GOLD COAST AREA (CCAL)	10	1,760.00	1,832.00
	INDIVIDUAL MEMBERS	25	981.00	1,511.00
3111225	JUST FOR TODAY (CCAL)	0	0.00	40.00
3111404	KERN COUNTY AREA (CCAL)	11	550.00	600.00
3111301	KERN COUNTY WOMENS BRUNCH	1	500.00	500.00
3111236	LIVING CLEAN MEETING (CCAL)	5	80.82	194.42
3111241	RECOVERY CLOUD (CCAL)	1	18.00	0.00
3111220	RECOVERY HOUR (CCAL)	0	0.00	40.00
3111238	REVOLVING MONDAY'S (CCAL)	1	62.08	0.00
3111405	SANTA BARBARA AREA NA (CCAL)	0	0.00	100.00
3111222	SANTA MARIA SURVIVORS (CCAL)	0	0.00	100.00
3111219	SISTERS IN RECOVERY (CCAL)	1	22.10	0.00
3111223	SPIRITUAL NOT RELIGIOUS (CCAL)	9	287.35	382.74
3111231	THURSDAY NOON MEETING (CCAL)	2	175.00	100.00
3111226	TUESDAY NOON MEETING (CCAL)	2	175.00	150.00
3111229	WE'RE NOT HIGH AT NOON (CCAL)	0	0.00	20.00
Central California Region Total:		92	16,317.75	17,989.03
Chesapeake & Potomoc Region				
3123001	CHESAPEAKE AND POTOMAC RC	1	62,848.00	54,734.79
3121601	CHESAPEAKE AND POTOMAC RSC	1	4,132.63	6,181.57
	INDIVIDUAL MEMBERS	13	425.00	348.00
3121211	OLD TIME RECOVERY (VA)	2	1,450.00	0.00
3121402	RAPPAHANNOCK AREA (NORVA)	0	0.00	75.00
3121210	YELLOW BRICK ROAD (DC)	0	0.00	101.00
Chesapeake & Potomoc Region Total:		17	68,855.63	61,440.36

		2015-2016 # of Contrib.	2015-2016 YTD Contributions	2014-2015 Contributions
Chicagoland Region				
3131601	CHICAGOLAND RSC (IL)	1	500.00	0.00
3131223	CLEAN START GROUP (IL)	0	0.00	21.00
	INDIVIDUAL MEMBERS	24	1,454.00	1,280.00
3131216	MEDITATION ON MONDAY (IL)	3	114.00	156.65
3133004	NAZARETH NA RETREAT (IL)	0	0.00	75.00
3131212	NIGHT BEFORE CHRISTMAS (IL)	4	95.00	131.00
3131405	NORTH CITY ASC (IL)	0	0.00	500.00
3131213	OUR HOME GROUP (IL)	0	0.00	25.00
3131225	PRIMARY PURPOSE GROUP (IL)	0	0.00	50.00
3131403	SWANA (IL)	2	54.11	87.52
3131226	THE GROUP (IL)	3	175.00	0.00
Chicagoland Region Total:		37	2,392.11	2,326.17
Chile Region				
30E1401	AREA ORIENTE REGION CHILE	1	420.00	0.00
30E1601	CHILE REGION	1	210.00	0.00
Chile Region Total:		2	630.00	0.00
Colombia Region				
3141601	COLOMBIA RSC	0	-7,326.10	7,610.10
3141201	GRUPO EL CAMINO (COLUMBIA)	3	130.00	130.00
Colombia Region Total:		3	-7,196.10	7,740.10
Colorado Region				
3151251	9th AND EMERSON GROUP (CO)	1	85.00	0.00
3151249	A WAKEUP CALL (CO)	1	40.80	0.00
3151234	AIN'T DEAD YET (CO)	1	546.40	176.52
3151205	CLEAN & SERENE GROUP (CO)	1	50.00	164.66
3151601	COLORADO RSC	3	11,800.00	10,800.00
3151247	CONTINUED DEFLATION GRP (CO)	6	772.39	0.00
3151231	CRESTONE GROUP OF NA (CO)	1	15.00	40.00
3151215	GOLDEN GROUP (CO)	2	147.80	95.67
3151244	HUMBLE LIGHTS (CO)	3	160.00	28.00
	INDIVIDUAL MEMBERS	5	25.00	210.66
3151214	JUST CAN'T MISS IT GROUP (CO)	2	195.19	0.00
3151245	JUST FOR TODAY GROUP (CO)	0	0.00	50.00
3151252	LIVING PROOF GROUP (CO)	1	26.00	0.00
3151405	MILE HIGH AREA (CO)	8	1,764.23	434.00
3151238	PALLBEARERS GROUP (CO)	0	0.00	10.00
3151406	PPANA (CO)	4	604.32	708.58
3151230	PRIMARY PURPOSE (CO)	7	257.00	167.00
3151235	RECOVERY AT NOON (CO)	0	0.00	39.00
3151220	ROAD TO GOLDEN RECOVERY (CO)	0	0.00	43.89
3151246	SERENITY UNLIMITED (CO)	1	50.00	50.00
3151250	SISTERS IN RECOVERY GROUP (CO)	1	12.00	0.00
3151248	SOUTHSIDE SURVIVORS (CO)	7	235.00	0.00
3151243	WHEN AT THE END OF... (CO)	1	198.09	120.22
Colorado Region Total:		56	16,984.22	13,138.20
Connecticut Region				
3161601	CONNECTICUT RSC	10	9,360.05	11,603.39
3161221	DON'T QUIT SURRENDER (CT)	2	17.11	0.00
3161218	FEELING FREE GROUP (CT)	0	0.00	10.00
3161401	GREATER HARTFORD\GHANA (CT)	0	0.00	672.19
	INDIVIDUAL MEMBERS	0	0.00	154.50
3161220	PLANET RECOVERY (CT)	6	159.75	0.00
3161222	SANITY ON SUNDAY (CT)	1	65.25	0.00
3161215	SERENITY ON SUNDAY (CT)	0	0.00	211.78
3161219	SOLUTIONS FOR SISTERS (CT)	1	97.00	0.00
3161203	STEPPIN THRU IT ALL GROUP (CT)	2	99.80	181.00
3161214	THRU THE STEPS GROUP (CT)	0	0.00	20.00
3161217	WHAT A WAY TO GROW (CT)	1	100.00	134.50
Connecticut Region Total:		23	9,898.96	12,987.36
Costa Rica Region				
3951203	GRUPO UNIVERSAL NA SKYPE (COS)	0	0.00	15.00
	INDIVIDUAL MEMBERS	3	6.00	0.00
Costa Rica Region Total:		3	6.00	15.00
Denmark Region				
3171601	DENMARK RSC	2	3,969.00	0.00
3171204	FREDAGSGRUPPEN (DENMARK)	0	0.00	430.00
	INDIVIDUAL MEMBERS	1	210.00	100.00
3171202	TOGETHER WE CAN (DENMARK)	1	100.00	100.00
Denmark Region Total:		4	4,279.00	630.00

		2015-2016 # of Contrib.	2015-2016 YTD Contributions	2014-2015 Contributions
Eastern New York Region				
30A3003	EASTERN NEW YORK REG CONV	0	0.00	5,000.00
30A1228	EL TALLER GROUP (NY)	0	0.00	20.00
	INDIVIDUAL MEMBERS	11	690.00	30.00
30A1206	LIFE AFTER DRUGS GROUP (NY)	1	30.00	30.00
3231405	METRO AREA DE HABLA HISPANA	0	0.00	200.00
30A1238	TOMALO CON CALMA GROUP (NY)	0	0.00	20.00
	Eastern New York Region Total:	12	720.00	5,300.00
Eastern Pennsylvania Region				
30O1601	EASTERN PENNSYLVANIA REGION	2	8,664.16	4,303.63
	Eastern Pennsylvania Region Total:	2	8,664.16	4,303.63
Egypt Region				
3991606	EGYPT REGION	2	8,595.00	5,296.00
	Egypt Region Total:	2	8,595.00	5,296.00
Finland Region				
30N1207	AURINGONVALO GROUP (FINLAND)	0	0.00	126.00
30N1601	FINLAND RSC/SUOMEN NA PALVELU	1	2,180.00	2,500.00
30N1205	HALUKKUUS GROUP	1	115.00	0.00
	INDIVIDUAL MEMBERS	2	110.00	279.00
30N1206	NA AMURI GROUP (FINLAND)	0	0.00	402.03
30N1208	NA-HALUKKUUS GROUP (FINLAND)	0	0.00	100.00
	Finland Region Total:	4	2,405.00	3,407.03
Florida Region				
3181247	A MESSAGE OF HOPE (FL)	0	0.00	100.00
3181203	A TRAIN TO SOMEWHERE GRP (FL)	2	46.14	0.00
3181248	CHANGING THRU THE STEPS (FL)	2	150.00	0.00
3181601	FLORIDA RSC	2	14,943.17	11,367.00
3181237	FREEDOM TO CHANGE (FL)	2	55.00	38.33
3181208	GIVE IT UP GROUP (FL)	0	0.00	60.35
3181401	GREATER ORLANDO AREA (FL)	8	2,059.81	952.29
	INDIVIDUAL MEMBERS	5	298.06	906.89
3181216	IT WORKS HOW & WHY GROUP (FL)	1	100.00	0.00
3181232	JUST FOR THURSDAYS (FL)	1	158.46	209.85
3181245	LIFE ON LIFES TERMS (FL)	7	722.90	400.45
3181214	MIRACLES OF FAITH GROUP (FL)	2	34.70	57.50
3181239	OLD SCHOOL (FL)	2	130.00	301.00
3181236	OUR PRIMARY PURPOSE (FL)	5	73.88	89.90
3181402	PALM COAST AREA (FL)	2	1,614.83	859.54
3181244	POINT OF FREEDOM (FL)	1	33.51	199.99
3181241	RECOVERY CENTRAL HG (FL)	11	623.97	428.44
3181222	RECOVERY MATTERS GROUP (FL)	7	181.17	346.86
3181246	RECOVERY ON CAMPUS (FL)	4	222.39	120.17
3181242	SIT DOWN & SHUT UP MTG (FL)	0	0.00	55.00
3181201	STEPS TO FREEDOM GROUP (FL)	8	405.00	330.00
3181204	SUNDAY SKOOL GROUP (FL)	1	7.20	0.00
3181405	TAMPA FUNCOAST ASC (FL)	2	126.48	0.00
3181207	THE LIE IS DEAD GROUP (FL)	2	40.58	71.46
	Florida Region Total:	77	22,027.25	16,895.02
France Region				
3871601	FRANCE RSC	2	4,060.40	1,340.00
	INDIVIDUAL MEMBERS	2	81.54	0.00
	France Region Total:	4	4,141.94	1,340.00
Free State Region				
3191221	CLEAN LIVING (MD)	1	20.00	0.00
3191601	FREE STATE RSC (MD)	4	8,725.03	15,159.23
3191222	GIRLS NIGHT OUT (MD)	2	30.00	0.00
	INDIVIDUAL MEMBERS	1	10.00	0.00
3191215	JUST FOR TODAY (MD)	0	0.00	45.99
3191220	PRACTICING PRINCIPLES (MD)	1	10.00	0.00
3191218	SOME ARE SICKER THAN OTHERS	1	22.50	127.00
	Free State Region Total:	10	8,817.53	15,332.22
Georgia Region				
3201246	A LITTLE GIRL GROWS UP (GA)	0	0.00	140.00
3201238	A NEW WAY TO LIVE (GA)	0	0.00	82.99
3201224	BLIND FAITH GROUP (GA)	7	172.70	242.65
3201252	CLEAN AIR ACT GROUP (GA)	12	810.54	695.89
3201254	CLEAN IN CLEMONT GRP (GA)	1	200.00	0.00
3201208	CLOSE ENCOUNTERS GROUP (GA)	4	356.76	349.76
3201256	CRC AT KENNESAW UNIVERSITY	1	70.00	0.00
3201249	FIRST STEP GROUP (GA)	5	175.00	64.00
3201601	GEORGIA RSC	2	6,814.54	11,297.48

		2015-2016 # of Contrib.	2015-2016 YTD Contributions	2014-2015 Contributions
3201255	HOPE HAS ARRIVED GROUP (GA)	1	100.00	0.00
	INDIVIDUAL MEMBERS	12	3,303.09	564.03
3201206	INT'NL CITY GROUP OF NA (GA)	7	283.41	76.98
3201245	JUST FOR SUNDAY GROUP (GA)	1	250.00	246.00
3201214	LIVING FREE GROUP (GA)	5	180.00	228.03
3201236	MACON MIRACLES GROUP (GA)	6	197.54	275.73
3201223	NEW BEGINNINGS GROUP (GA)	0	0.00	25.00
3201205	NEW HORIZON GROUP (GA)	3	703.11	269.59
3201406	NORTH ATLANTA AREA (GA)	3	2,931.73	0.00
3201253	SISTERS IN UNITY GROUP (GA)	9	266.05	270.72
3201247	SPIRIT AND SERVICE GROUP (GA)	0	0.00	75.41
3201227	SURRENDER GROUP (GA)	12	720.40	685.62
3201229	THE BACKROOM GROUP (GA)	3	600.00	796.60
Georgia Region Total:		94	18,134.87	16,386.48
German Speaking Region				
3991417	BERLIN ASC- NASKB (GER)	2	1,980.00	4,890.00
3991243	FREITAGSMEETING BOCHUM	1	109.00	127.00
	INDIVIDUAL MEMBERS	19	2,367.50	419.62
3991276	MAGIC MONDAY GROUP BERLIN	2	111.50	37.50
3991257	MONDAG GROUP BOCHUM	1	98.10	0.00
3991248	MONTAG HH HARVESTEHUDE (GER)	0	0.00	125.00
3991423	NA BOCHUM (GER)	2	626.60	91.20
3211601	NARCOTICS ANONYMOUS GERMAN RSC	1	1,080.00	2,825.00
3991252	OLD SCHOOL GROUP (GER)	0	0.00	52.50
3991247	OLD SCHOOL THURS GROUP (GER)	0	0.00	44.45
3211206	WATERTOWER MEETING (GER)	0	0.00	72.00
German Speaking Region Total:		28	6,372.70	8,684.27
Grande Sao Paulo Region				
3851601	GRANDE SAO PAULO REGION (BR)	0	0.00	4,147.98
3851202	GRUPO VILA MARIA (BR)	1	10.00	0.00
Grande Sao Paulo Region Total:		1	10.00	4,147.98
Greater Illinois Region				
3221601	GREATER ILLINOIS RSC (IL)	3	1,208.14	1,313.61
	INDIVIDUAL MEMBERS	0	0.00	28.00
3221217	KEEP IT SIMPLE GROUP (IL)	1	25.00	50.00
3221403	ONLY ONE PROMISE AREA (IL)	3	300.00	64.00
3221218	RECOVERY HAPPENS GROUP (IL)	0	0.00	14.00
3221204	SERENITY SEEKERS (IL)	0	0.00	80.00
Greater Illinois Region Total:		7	1,533.14	1,549.61
Greater New York Region				
3231255	A GREATER CONSCIOUSNESS (NY)	8	178.78	98.70
3231283	BRIDGE BACK TO LIFE (NY)	1	16.00	0.00
3231280	CO-OP RECOVERY (NY)	1	25.00	25.00
3231601	GREATER NEW YORK RSC	0	0.00	1,500.00
	INDIVIDUAL MEMBERS	34	491.00	768.00
3231285	MIRACLES IN COOP CITY GRP (NY)	1	50.00	0.00
3231281	MONDAY NIGHT MIRACLES (NY)	5	36.75	7.50
3231282	NO MATTER WHAT GROUP (NY)	2	17.25	0.00
3231263	RECUPERACION FOR TODAY	0	0.00	27.53
3231269	RECURRING THEMES GROUP (NY)	3	180.00	100.00
3231402	ROCKLAND AREA (NY)	3	900.00	0.00
3231206	SATURDAY SERENITY GROUP (NY)	3	275.00	400.00
3231279	SERENITY ON SATURDAY (NY)	5	132.00	28.00
3461209	THE ONLY GAME IN TOWN (NY)	1	30.00	99.00
3231284	WEDNESDAY NITE STEP GRP (NY)	3	266.31	0.00
3231260	WESTSIDE WOMENS GROUP (NY)	2	141.50	0.00
3231286	WOMEN ON THE JOURNEY (NY)	3	450.00	0.00
Greater New York Region Total:		75	3,189.59	3,053.73
Greater Philadelphia Region				
3241215	BORDERTOWN GROUP (PA)	2	47.50	106.24
3241401	DELCO AREA / TRI COUNTY AREA	6	1,694.05	3,715.59
3241207	EASY DOES IT GROUP (PA)	1	37.50	0.00
3241201	FOLSOM GROUP (PA)	1	40.00	315.00
3241601	GREATER PHILADELPHIA RSC	0	0.00	200.00
	INDIVIDUAL MEMBERS	0	0.00	771.75
3241405	PHILADELPHIA AREA SERVICE (PA)	0	0.00	47.74
3241218	SURRENDER TO WIN (PA)	1	100.00	0.00
Greater Philadelphia Region Total:		11	1,919.05	5,156.32
Greece Region				
30F1202	ENGLISH SPEAKING MEETING (GR)	1	112.00	607.00
Greece Region Total:		1	112.00	607.00

		2015-2016 # of Contrib.	2015-2016 YTD Contributions	2014-2015 Contributions
Hawaii Region				
3251601	HAWAII RSC	4	1,048.12	2,609.94
3251208	JUST FOR TODAY (HI)	1	104.00	0.00
3251402	KAUAI AREA (HI)	2	100.00	650.00
3251205	KILAUEA LC STUDY (HI)	1	50.00	98.00
3251203	KILAUEA LC STUDY (HI)	1	150.00	0.00
3251401	OAHU AREA (HI)	13	888.24	830.64
3251209	OUR GRATITUDE SPEAKS (HI)	1	30.00	0.00
3251207	SUNDAY NIGHT OWAN NO AU (HI)	0	0.00	80.99
Hawaii Region Total:		23	2,370.36	4,269.57
HOW Region				
3821210	GRUPO LUZ (BRA)	1	26.00	0.00
3791602	HOW REGION BRAZIL	0	0.00	2,812.30
3821602	HOW REGION OLD ACCT	0	0.00	5,835.00
3821209	REPASSE GROUP (BRA)	1	83.00	837.00
3791201	REPASSE GROUP (BRA)	0	0.00	87.00
HOW Region Total:		2	109.00	9,571.30
Indiana Region				
3261223	BEYONDTHE END OF THE ROAD (IN)	1	202.58	88.22
3261406	CENTRAL INDIANA AREA (CIASC)	2	2,500.46	0.00
3261401	CROSS ROADS AREA (IN)	1	44.87	504.05
3261409	EAST CENTRAL ASC (IN)	6	301.47	314.90
3263002	END OF SUMMER CELEBRATION (IN)	1	116.68	100.00
3261228	GROUP RIPPLE (IN)	1	50.00	0.00
3261222	HARD CORE GROUP	6	114.00	120.00
3261410	HEARTLAND ASC (IN)	2	94.15	0.00
3263001	INDIANA REGION CONVENTION	1	10,518.94	7,072.75
3261601	INDIANA RSC	7	1,441.08	1,039.72
	INDIVIDUAL MEMBERS	5	1,675.55	1,250.00
3261408	MICHIANA AREA SERV CONFERENCE	7	260.50	183.25
3261403	MID - STATE AREA (IN)	6	600.00	550.20
3261405	NORTHEASTERN INDIANA AREA	2	231.55	270.24
3261202	RATS NA DRAIN DITCH GROUP (IN)	3	71.00	109.50
3261402	SOUTH SHORE AREA (IN)	2	1,200.00	1,900.00
3261226	THAT TUESDAY NIGHT MTG (IN)	4	189.78	354.39
3261227	TRUST THE PROCESS GRP (IN)	0	0.00	182.00
3261212	TUESDAY NIGHT NA (IN)	5	80.40	0.00
3261205	WONDERFUL PLACE GROUP (IN)	1	27.12	0.00
Indiana Region Total:		63	19,720.13	14,039.22
Iowa Region				
3271202	CARROLL CLEAN AND SERENE (IA)	0	0.00	70.00
3271403	DUBUQUE AREA (IA)	2	210.00	0.00
3271212	END OF THE ROAD GROUP (IA)	0	0.00	250.00
3271214	FREEDOM & SURRENDER GROUP (IA)	0	0.00	50.00
	INDIVIDUAL MEMBERS	12	180.00	180.00
3271601	IOWA RSC	4	7,000.00	2,400.00
3271211	NEW WAY OF LIFE GROUP (IA)	1	65.00	50.00
3271213	NEW WAY TO LIVE GROUP (IA)	3	162.50	115.00
3271204	RATHBUN REGIONAL NA (IA)	0	0.00	100.00
3271404	S W I N A ASC (IA)	1	475.10	0.00
3271215	SAT NIGHT BASIC TEXT GP (IA)	0	0.00	121.91
3271206	VISION OF HOPE NA (IA)	1	100.00	0.00
3273001	WILD GAME FEED #30 EVENT IOWA	0	0.00	1,000.00
Iowa Region Total:		24	8,192.60	4,336.91
Iran Region				
	INDIVIDUAL MEMBERS	0	0.00	50.00
30M1601	IRAN REGION	0	0.00	10,000.00
Iran Region Total:		0	0.00	10,050.00
Ireland Region				
	INDIVIDUAL MEMBERS	13	300.00	268.00
Ireland Region Total:		13	300.00	268.00
Italy Region				
3901601	ITALY RSC	0	0.00	2,680.00
Italy Region Total:		0	0.00	2,680.00
Japan Region				
	INDIVIDUAL MEMBERS	0	0.00	5.00
3291601	JAPAN REGION	8	5,000.00	0.00
3291207	NA SHINJUKU GROUP (JAPAN)	2	240.00	0.00
Japan Region Total:		10	5,240.00	5.00
Kentuckiana Region				
3301404	DAYTON OHIO AREA (OH)	0	0.00	5.00
3301203	HOW IT WORKS GROUP (KY)	5	126.92	0.00

		2015-2016 # of Contrib.	2015-2016 YTD Contributions	2014-2015 Contributions
3301220	INDIVIDUAL MEMBERS	8	80.00	5.00
3301601	JUST US HOME GROUP (IN)	7	98.00	0.00
3301205	KENTUCKIANA RSC	2	2,774.87	2,183.98
3301401	LIVING THE PROGRAM GROUP (KY)	3	100.00	10.00
3301403	LOUISVILLE AREA (KY)	12	600.00	50.00
3301216	OHIO VALLEY AREA (IN)	0	0.00	5.00
3301402	SERENE WARRIORS GROUP (KY)	1	50.00	0.00
3301217	SOUTH CENTRAL KENTUCKY AREA	0	0.00	195.54
	THERAPEUTIC VALUE MTG OF NA	3	105.00	0.00
Kentuckiana Region Total:		41	3,934.79	2,454.52
Kuwait				
3991613	KUWAIT REGION	0	0.00	500.00
Kuwait Total:		0	0.00	500.00
Lone Star Region				
3311203	ANOTHER CHANCE GROUP (TX)	5	50.00	165.00
3311248	AWAKENINGS GROUP (TX)	0	0.00	30.00
3311223	BROADWAY GROUP (TX)	13	380.00	330.00
3311251	DESOTO GROUP (TX)	1	400.00	0.00
3311204	EASTSIDE RECOVERY GROUP (TX)	1	71.40	0.00
3311249	EXPECT A MIRACLE (TX)	0	0.00	200.00
3311403	FORT WORTH AREA (TX)	7	1,047.05	12.50
	INDIVIDUAL MEMBERS	24	1,230.00	3,550.36
3311235	IRVING GROUP OF NA (TX)	7	588.99	0.00
3311207	JUST FOR TODAY GROUP (TX)	10	545.00	150.00
3311212	LAST HOUSE ON THE BLOCK (TX)	13	1,825.14	1,451.22
3311208	LIVING RECOVERY GROUP (TX)	0	0.00	25.24
3311601	LONE STAR RSC (TX)	3	4,273.33	5,077.31
3311246	MANSFIELD GROUP OF NA (TX)	4	125.00	130.00
3311237	MC KINNEY NA (TX)	4	1,432.50	1,500.00
3311409	N A S C O N A (TX)	1	500.00	500.00
3311247	NEW ATTITUDE GROUP (TX)	0	0.00	50.00
3311209	NEW BEGINNINGS GROUP (TX)	4	150.00	0.00
3311211	NORTHSIDE NA GROUP (TX)	8	1,311.91	725.86
3311410	PINEY WOODS AREA (TX)	2	138.00	0.00
3311221	REFINISHING GROUP (TX)	1	50.00	0.00
3311250	SOMETHING NEW (TX)	1	250.00	0.00
3313002	TEXAS NA UNITY CONVENTION SPEC	0	0.00	1,346.08
3311216	TOWN EAST GROUP NA (TX)	9	375.00	275.00
3311241	WYLIE NA GROUP (TX)	1	45.00	328.73
Lone Star Region Total:		119	14,788.32	15,847.30
Louisiana Region				
3321213	AWAKEN SPIRITUALLY (LA)	2	89.00	0.00
3323002	GIVING IT BACK BBQ (LA)	1	21.50	205.00
	INDIVIDUAL MEMBERS	0	0.00	138.00
3321601	LOUISIANA RSC	3	1,050.00	800.00
3321212	NO MATTER WHAT (LA)	0	0.00	30.00
3321402	NORTHSHORE AREA SERVICE COMM	7	809.67	177.71
3321208	RECOVERY IN GENERAL (LA)	3	75.00	300.00
3321214	SERENITY GROUP OF NA (LA)	1	25.00	0.00
3321209	SPIRITUALITY IN THE WILDERNESS	1	50.00	0.00
Louisiana Region Total:		18	2,120.17	1,650.71
Metro Detroit Region				
3781214	DAILY MAINTENANCE GROUP (MI)	1	50.00	0.00
3781211	DONT LOOK BACK GROUP (MI)	0	0.00	63.34
	INDIVIDUAL MEMBERS	3	1,435.00	1,750.00
3781601	METRO DETROIT RSC	3	1,600.00	2,200.00
3781403	MONROE COUNTY AREA (MI)	4	225.00	50.00
3781212	POINT OF FREEDOM GROUP (MI)	0	0.00	50.00
3781213	RECOVERY ON THE ROCK (MI)	1	20.00	0.00
3781206	SUNDOWN SERENITY (MI)	0	0.00	28.86
3781402	TRI - CITIES AREA (MI)	1	80.00	160.00
3781401	WESTERN WAYNE AREA (MI)	9	3,522.33	4,010.11
3781210	WORK THE STEPS OR DIE (MI)	4	162.00	249.00
Metro Detroit Region Total:		26	7,094.33	8,561.31
Michigan Region				
3331241	9:11 GROUP (MI)	0	0.00	144.36
3331239	ALPHA GROUP (MI)	10	100.00	20.00
3331243	AMAZING GRACE (MI)	0	0.00	200.00
3331403	BATTLE CREEK AREA	1	13.00	0.00
3331402	CAPITAL AREA (MI)	6	486.66	129.54
3331401	GREATER GRAND RAPIDS AREA	0	0.00	291.05
	INDIVIDUAL MEMBERS	6	212.84	394.68

		2015-2016 # of Contrib.	2015-2016 YTD Contributions	2014-2015 Contributions
3331222	INSIGHT GROUP (MI)	0	0.00	95.00
3331242	JUST FOR TODAY (PORTAGE) MI	0	0.00	170.00
3331211	JUST FOR TODAY GROUP (MI)	0	0.00	243.00
3331406	LIVINGSTON COUNTY AREA	1	60.00	700.00
3331601	MICHIGAN RSC	5	2,554.69	4,087.06
3331224	PRINCIPLES BEFORE PERSONALITYS	10	562.74	234.66
3333001	R & R @ THE FORT (MI)	1	300.00	0.00
3331407	SWMASCNA	1	97.00	228.00
3331408	UPASCNA	1	30.81	0.00
Michigan Region Total:		42	4,417.74	6,937.35
Mid America Region				
	INDIVIDUAL MEMBERS	0	0.00	14.00
3341203	JUST FOR TODAY GROUP (KS)	1	100.00	0.00
3341601	MID - AMERICA RSC	0	0.00	2,028.63
3341212	PHOENIX GROUP (KS)	0	0.00	81.00
Mid America Region Total:		1	100.00	2,123.63
Mid Atlantic Region				
3351405	CHESTER COUNTY AREA OF NA	4	283.37	1,002.33
3351211	HONESTY GROUP (PA)	0	0.00	50.00
3351202	HOW GROUP (PA)	2	600.00	200.00
	INDIVIDUAL MEMBERS	12	120.00	97.00
3351210	JOURNEY CONTINUES GROUP (PA)	3	573.26	498.94
3353001	MARLCNA	1	8,372.71	0.00
3351601	MID ATLANTIC RSC	4	13,660.72	6,570.32
3351212	NOTHING TO FEAR GROUP (PA)	3	203.00	315.76
Mid Atlantic Region Total:		29	23,813.06	8,734.35
Minnesota Region				
3361224	A NEW WAY TO LIVE (MN)	4	100.00	250.00
3361226	ADDICTS IN RECOVERY (MN)	2	39.03	0.00
3361408	BACK 2 BASICS AREA (MN)	3	14,687.65	607.84
3361217	FRESH START NA (MN)	1	240.00	0.00
3361216	GOTTA DO SOMETHING GROUP (MN)	4	316.06	206.05
	INDIVIDUAL MEMBERS	2	74.00	200.42
3361227	MIDTOWN LIVING CLEAN NA (MN)	0	0.00	46.00
3361601	MINNESOTA RSC	1	137.54	6,419.07
3361228	MONDAY NOONER (MN)	0	0.00	100.00
3361402	NORTHERN LIGHTS AREA (MN)	0	0.00	1,429.38
3361229	OUR FREEDOM SPRINGS (MN)	1	60.00	0.00
3361407	RECOVERY IN THE HEARTLAND (MN)	1	1,000.00	0.00
3361410	SO SUBURBAN FIRESIDE ASC (MN)	5	741.55	300.00
3361210	THAT'S IT NA GROUP (MN)	1	50.00	80.00
3361409	TWIN CITIES AREA (MN)	4	2,150.94	1,881.67
3361405	VISION OF HOPE AREA OF NA (MN)	1	67.43	168.11
3361406	WEE ARE HERE AREA (MN)	2	600.00	250.00
Minnesota Region Total:		32	20,264.20	11,938.54
Mississippi Region				
3921201	JUST FOR TODAY GROUP (MS)	1	100.00	100.00
3921403	MISSISSIPPI GULF COAST AREA	0	0.00	3,213.58
3921601	MISSISSIPPI REGION	0	0.00	4,507.60
Mississippi Region Total:		1	100.00	7,821.18
Montana Region				
3371213	BROWNING RECOVERY GROUP (MT)	0	0.00	120.00
3371201	FREEDOM GROUP (MT)	1	50.00	0.00
	INDIVIDUAL MEMBERS	10	910.00	1,214.00
3371601	MONTANA RSC	5	4,411.07	2,766.42
3371206	NEVER ALONE GROUP (MT)	6	226.72	439.65
Montana Region Total:		22	5,597.79	4,540.07
Mountain Valley Region				
3381402	NORTHEAST MASS AREA OF NA	0	0.00	1,881.61
Mountain Valley Region Total:		0	0.00	1,881.61
Mountaineer Region				
3391205	FREEDOM THROUGH SURRENDER (WV)	0	0.00	180.00
3391209	HOPE WITHOUT DOPE (WV)	3	77.50	0.00
	INDIVIDUAL MEMBERS	0	0.00	14.00
3391601	MOUNTAINEER RSC (WV)	3	7,750.00	3,000.00
3391208	NEVER ALONE NEVER AGAIN (WV)	0	0.00	20.00
3391210	OCEANA GROUP (WV)	1	7.00	0.00
3391207	OLD BUGABOOS GROUP (WV)	0	0.00	40.00
3391211	P R G NA (WV)	2	20.00	0.00
3391206	WE ALL BELONG (WV)	11	110.00	110.00
Mountaineer Region Total:		20	7,964.50	3,364.00

		2015-2016 # of Contrib.	2015-2016 YTD Contributions	2014-2015 Contributions
Nebraska Region				
3411405	FREMONT AREA SERVICE COMM (NE)	1	72.00	121.00
3411208	HAPPY HAVELOCK GROUP (NE)	4	79.90	127.74
3411601	NEBRASKA REGION	1	3,799.75	0.00
3411226	SUBJECT TO CHANGE (MO)	5	125.00	187.50
3411228	TIES THAT BIND GROUP (NE)	1	50.00	214.10
Nebraska Region Total:		12	4,126.65	650.34
Nepal Region				
3991600	NEPAL REGION	0	0.00	157.00
3991219	POKHARA NA (NEPAL)	1	735.00	0.00
Nepal Region Total:		1	735.00	157.00
New England Region				
3421223	DORCHESTER YOUNG PEOPLES GP	1	7.75	114.00
3421405	GREATER PROVIDENCE AREA	4	3,500.00	2,000.00
	INDIVIDUAL MEMBERS	4	402.40	75.00
3421401	MARTHA'S VINEYARD AREA (MA)	0	0.00	1,000.00
3421601	NEW ENGLAND RSC (MA)	2	9,448.29	24,853.98
3421216	SUNDAY MORNING 12 STEP GP (MA)	0	0.00	98.14
3421202	WATERTOWN MEN'S GROUP (MA)	1	29.00	149.60
New England Region Total:		12	13,387.44	28,290.72
New Jersey Region				
3431216	BACK TO BASICS (NJ)	1	59.00	0.00
3431214	BORDENTOWN GROUP OLD ACCT	1	29.75	21.00
3431401	BURLINGTON COUNTY AREA	5	441.55	801.88
3431212	ESPERANZA Y VIDA VUEVA (NJ)	0	0.00	30.00
	INDIVIDUAL MEMBERS	13	423.00	291.00
3431211	MORNING MIRACLES (NJ)	1	110.00	0.00
3431601	NEW JERSEY RSC	5	14,800.00	1,000.00
3433002	OCEAN AREA SERVICE CONFERENCE	2	501.01	0.00
3431215	RECOVERY/PRIMARY PURPOSE (NJ)	1	20.00	0.00
New Jersey Region Total:		29	16,384.31	2,143.88
North Carolina Region				
30P1402	FOOTHILLS AREA OF NA (NC)	1	1,169.55	514.06
	INDIVIDUAL MEMBERS	19	468.00	20,578.91
30P1229	LINKS TO FREEDOM GROUP (NC)	0	0.00	98.00
30P1601	NORTH CAROLINA RSC	4	7,484.85	8,437.13
30P1220	SURRENDER TO WIN GROUP (NC)	4	273.25	0.00
North Carolina Region Total:		28	9,395.65	29,628.10
Northeast Atlantic Region				
3401403	ANNAPOLIS VALLEY AREA (NS)	1	50.00	400.00
3401211	NEW AWAKENINGS (NL)	2	160.00	0.00
3401201	THE FOUNDATION GROUP (NS)	0	0.00	74.00
Northeast Atlantic Region Total:		3	210.00	474.00
Northern California Region				
34412F0	3 TO LIFE GROUP (NCAL)	1	120.00	0.00
3441414	916 NORTH NA AREA (NCAL)	0	0.00	333.23
34412C9	ADDICTS DOWN UNDER (NCAL)	0	0.00	39.00
3441413	AREA DE HABLA HISPANA (NCAL)	2	448.21	0.00
3441294	ATMOSPHERE OF RECOVERY	1	35.00	70.00
3441234	BACK TO BASICS GROUP (NCAL)	5	155.00	211.00
34412F2	C U G MEETING (NCAL)	2	20.00	0.00
3441265	CAMDEN HOME GROUP (NCAL)	1	37.50	200.00
34412B3	CLEAN ON THE CAPITAL (NCAL)	0	0.00	35.00
3441403	CONTRA COSTA AREA (NCAL)	9	1,403.12	952.73
34412C2	DAVIS GROUP 104 (NCAL)	10	305.32	207.85
34412D0	DECADES CLEAN GROUP (NCAL)	0	0.00	10.00
3441275	EARLY SERENITY MEN'S GP (NCAL)	1	296.00	0.00
3441205	ECHOING RECOVERY (NCAL)	1	55.37	0.00
3441272	ELK GROVE HOME GROUP (NCAL)	4	98.37	119.72
3441203	FREE AT LAST GROUP (NCAL)	0	0.00	18.84
34412B8	FRIDAY NIGHT ALT (NCAL)	1	114.48	207.66
34412A6	GILROY HOME GROUP (NCAL)	1	225.00	0.00
34412B6	GROUP 82 (NCAL)	0	0.00	60.74
34412D6	GROUP-35 SACFNA (NCAL)	0	0.00	10.00
34412D5	GROUP-66 SACFNA (NCAL)	0	0.00	6.50
3441410	HUMBOLDT-DEL NORTE AREA (NCAL)	0	0.00	50.00
	INDIVIDUAL MEMBERS	50	2,099.27	1,315.00
34412D4	JUST FOR TODAY (NCAL)	2	63.50	85.00
3441283	JUST FOR TODAY NOON GP (NCAL)	0	0.00	110.00
3441204	LOS GATOS HOME GROUP (NCAL)	5	900.52	1,121.19
3443008	MBCNA (NCAL)	1	1,000.00	0.00
3441407	MISSION PEAK ASC (MPASC)	7	4,641.21	3,215.70

		2015-2016 # of Contrib.	2015-2016 YTD Contributions	2014-2015 Contributions
3441406	MONTEREY COUNTY AREA (NCAL)	12	300.00	325.00
3441242	NA NOONERS GROUP (NCAL)	4	185.50	0.00
3441404	NAPA/SOLANO AREA (NCAL)	2	2,000.00	0.00
3441601	NORTHERN CALIFORNIA RSC	4	71,531.19	50,797.27
34412D7	NOT TOO LATE GROUP (NCAL)	0	0.00	80.00
34412F1	OLD SCHOOL MEETING (NCAL)	7	225.00	0.00
34412C7	ORLAND BACK TO BASICS (NCAL)	5	265.82	292.98
3441260	PARADISE MONDAY NIGHT (NCAL)	11	30.80	29.12
34412B4	PARADISE WED NIGHT (NCAL)	0	0.00	1.50
3441201	RECOVERY ROCKS GROUP (NCAL)	0	0.00	31.50
3443007	SACSNA #03 (NCAL)	1	27.12	0.00
34412D1	SAN TOMAS HOME GROUP (NCAL)	9	375.56	397.75
3441412	SHASTA ASC OF NA (NCAL)	7	1,065.91	653.94
34412C4	SUNDAY LIT STUDY (NCAL)	0	0.00	15.00
34412D3	SUNDAY NIGHT SEREN #92 (NCAL)	14	606.18	179.35
3441297	SUNDAY NIGHT SERENITY ARANA GP	0	0.00	140.30
34412B9	THE DOORS TO RECOVERY (NCAL)	0	0.00	50.00
34412D8	WALNUT CREEK SUNDAY BOOK STUDY	0	0.00	20.00
3441221	WE CARE GROUP (NCAL)	0	0.00	48.00
3441284	WE DO RECOVER SONOMA (NCAL)	12	608.50	440.00
34412D2	WILD RECOVERY GROUP (NCAL)	2	239.07	100.67
34412D9	WOMEN'S MTG EAST BAY NORTH	1	8.15	0.00
Northern California Region Total:		195	89,486.67	61,981.54
Northern New England Region				
3381210	FRIDAY NITE STEP GROUP (MA)	0	0.00	20.00
	INDIVIDUAL MEMBERS	4	163.30	227.75
3451214	IT JUST GETS BETTER (ME)	0	0.00	72.13
3451601	NORTHERN NEW ENGLAND RSC	5	5,856.84	2,803.82
3451219	PREAQUE ISLE NA GROUP (ME)	1	141.33	0.00
3451220	PURE & SIMPLE GROUP (ME)	1	237.00	0.00
3451218	SPEAK AND BE HEARD GROUP (ME)	0	0.00	12.50
3451202	WATERVILLE FIVE & DIME GP (ME)	2	208.51	31.00
Northern New England Region Total:		13	6,606.98	3,167.20
Northern New Jersey Region				
3463001	BERGEN AREA CONVENTION (NJ)	1	250.00	0.00
3431403	FREEDOM THROUGH UNITY AREA(NJ)	2	729.52	1,218.66
3431404	GREATER NEW BRUNSWICK ASC	2	1,859.43	0.00
3461407	GREATER PLAINFIELD AREA (NJ)	1	100.00	100.00
3461405	HUDSON COUNTY AREA (NJ)	15	300.00	123.00
	INDIVIDUAL MEMBERS	11	486.26	667.00
3461221	MID DAY MATINEE GROUP (NJ)	1	100.00	125.00
3461214	MORE WILL BE REVEALED	1	73.38	0.00
3461601	NORTHERN NEW JERSEY RSC	6	1,200.00	1,200.00
3461401	NORTHWEST NEW JERSEY AREA	4	65.82	0.00
3461212	PASSAIC COUNTY AREA (NJ)	1	500.00	0.00
3461223	PLAINFIELD CONNECTION (NJ)	1	147.00	0.00
3461222	STEPPIN' OUT ON SATURDAY (NJ)	2	328.00	0.00
3461202	WHAT'S IN A NAME GROUP (NJ)	2	175.00	0.00
Northern New Jersey Region Total:		50	6,314.41	3,433.66
Northern New York Region				
3471226	ATMOSPHERE OF RECOVERY (NY)	1	58.91	63.29
3471224	I JUST DON'T KNOW GROUP (NY)	1	100.00	224.00
	INDIVIDUAL MEMBERS	1	55.00	0.00
3471601	NORTHERN NEW YORK RSC	4	192.83	597.40
Northern New York Region Total:		7	406.74	884.69
Norway Region				
3971203	DU ER IKKE ALEINE GROUP (NOR)	0	0.00	1,300.00
	INDIVIDUAL MEMBERS	0	0.00	750.00
3971202	NA KONGSBERG (NOR)	0	0.00	660.00
3971601	NA NORWAY REGION	2	11,997.11	24,480.86
Norway Region Total:		2	11,997.11	27,190.86
Ohio Region				
3481253	COME TOGETHER GROUP (OH)	0	0.00	25.00
3481401	GREATER CINCINNATI AREA	1	300.45	501.08
	INDIVIDUAL MEMBERS	4	175.00	875.00
3481601	OHIO RSC (ORSCNA)	4	5,635.79	4,625.76
3481250	PHOENIX RECOVERY GROUP (OH)	0	0.00	20.00
3481248	PRINCIPLES MEETING (OH)	2	290.05	177.66
3481251	SPIRITUAL PATHS GROUP (OH)	0	0.00	287.10
3481252	TALKING HEADS GROUP (OH)	0	0.00	50.00
3481254	THE LUCKY ONES GROUP (OH)	1	25.00	0.00

		2015-2016 # of Contrib.	2015-2016 YTD Contributions	2014-2015 Contributions
3481215	WEST SIDE STORY GROUP (OH)	1	170.00	145.20
3481241	WINNERS GROUP (OH)	3	350.00	360.00
Ohio Region Total:		16	6,946.29	7,066.80
Oklahoma Region				
3491238	33rd STREET RECOVERY GRP (OK)	1	15.00	0.00
3491217	CLAREMORE NA (OK)	0	0.00	50.00
3491235	CUSHING CONNECTIONS NA (OK)	3	58.75	7.50
3491205	HUMP DAY GROUP (OK)	1	52.00	0.00
	INDIVIDUAL MEMBERS	6	56.12	148.00
3491237	LIVING ROOM GROUP (OK)	6	59.37	184.46
3491234	NA-A-RISIN (OK)	3	225.00	550.00
3491221	NO GRASS GROUP (OK)	2	58.00	127.00
3491213	NORTHSIDE STROLL GROUP (OK)	3	260.00	500.00
3491601	OKLAHOMA RSC	7	3,307.56	3,784.10
3491236	THE WESTSIDE GROUP (OK)	1	100.00	137.50
3491239	WALK YOUR TALK (OK)	1	50.00	0.00
3491403	WESTERN AREA (OK)	3	80.00	0.00
Oklahoma Region Total:		37	4,321.80	5,488.56
Ontario Region				
3501235	BRING YOUR OWN BOOK (ON)	1	180.00	120.00
3501212	FREEDOM GROUP (ON)	2	57.65	76.14
3501403	GREATER LONDON AREA (LANA)	1	1,000.00	150.00
3501408	HALTON PEEL AREA SERVICE COMM	0	0.00	1,500.00
3501219	HUNGER FOR HEALING (ON)	1	200.00	300.00
	INDIVIDUAL MEMBERS	1	63.00	14.00
3501234	INSIDE RECOVERY GROUP (ON)	3	1,124.40	366.88
3501237	NEW HOPE GROUP (ON)	1	80.00	0.00
3501601	ONTARIO RSC	3	6,576.39	13,875.00
3501404	OTTAWA AREA (ON)	0	0.00	614.73
3501201	SATURDAY NIGHT LIVE GROUP (ON)	0	0.00	73.75
3501236	THE NEW FREEDOM GROUP (ON)	1	215.23	203.00
3501402	TORONTO AREA SERVICE COMMITTEE	6	9,595.49	8,450.00
3501224	WALKING IN RECOVERY	1	100.00	100.00
Ontario Region Total:		21	19,192.16	25,843.50
Other Forums, Areas, Groups				
3991617	ADRIATIC REGION	1	282.50	0.00
3991428	ANONYME NARKOMANE OMRADE OST 2	1	11,445.00	0.00
3991427	BANGKOK ASC (THL)	1	3,586.87	0.00
3991614	BELGIUM REGION	1	109.00	114.00
3997009	BRAZILZN ZONAL NATIONAL FORUM	0	0.00	190.00
3997003	CANADIAN ASSEMBLY	1	25,000.00	22,250.00
3991415	CENTER & SOUTH ASC	1	565.00	0.00
3993003	CIRCLE OF SISTERS	0	-318.34	7,342.00
3997002	EUROPEAN DELEGATES/EDM	2	22,230.03	20,008.20
3991279	FREEDOM GROUP (SAUDI)	1	51.55	0.00
3991402	FRENCH SPEAKING - SWITZERLAND	1	1,975.79	0.00
	INDIVIDUAL MEMBERS	2	48.00	252.34
3991615	ITALY REGION	1	2,200.00	0.00
3991416	KOBENHAVN ASC	1	2,207.87	1,794.54
3997008	LATIN AMERICA ZONAL FORUM	1	500.00	0.00
3991237	LIVING FOR TODAY	0	0.00	100.00
3997006	MIDWEST ZONAL FORUM	2	66.10	90.90
3993007	MIRACLE OF WOMEN CONFERENCE	2	400.00	200.00
3991240	MONTAGSMEETING BOCHUM	0	0.00	134.00
3997010	MULTI ZONAL SVC SYMPOSIUM	0	0.00	4,599.91
3991280	NA AMERSFOORT MTG (HOLLAND)	1	241.94	0.00
3991424	NA FARSI ANTWERP GROUP	0	0.00	250.50
3991233	NA FARSI GROUP	0	0.00	52.75
3991278	NA GROUP HASSELT	3	255.00	0.00
3991426	NA OMRADE OSK	0	0.00	6,246.06
3991429	NA OSSK SOUTH ASC	1	1,294.06	0.00
3991232	NA SARPSBORG GROUP	0	0.00	1,139.98
3991616	NA SWITZERLAND REGION	1	2,049.22	0.00
3991611	NETHERLANDS REGION	0	0.00	3,810.00
3991618	NORTH WEST RUSSIA REG	2	940.00	0.00
3997005	NORTHEAST ZONAL FORUM	0	0.00	120.00
3991607	OCCIDENTE REGION MEXICO	1	304.00	0.00
3991277	PASSION TO RECOVER GROUP	0	0.00	52.50
3997004	PLAINS STATES ZONAL FORUM	2	2,621.84	584.62
3997011	RUSSIAN ZONAL FORUM	2	8,000.00	0.00
3991408	SOUTH NETHERLANDS ASC	1	3,390.00	610.00
3997012	SOUTHEAST ZONAL FORUM	1	191.00	0.00

		2015-2016 # of Contrib.	2015-2016 YTD Contributions	2014-2015 Contributions
3997001	SOUTHERN ZONAL FORUM	3	4,176.67	0.00
3993002	TEXAS STATE CONVENTION OF NA	1	1,761.07	233.06
3991608	THAILAND REGION	0	0.00	150.57
3991215	THE JOURNEY CONTINUES (NET)	0	0.00	36.00
3991210	THURSDAY 19 HOURS GP (NETHER)	0	0.00	36.50
3992002	WORLD CONVENTION UNITY DAY	0	0.00	7,589.67
Other Forums, Areas, Groups Total:		38	95,574.17	77,988.10
Pacific Cascade Region				
3511254	12 STEPS TO FREEDOM (OR)	1	25.00	0.00
3511230	12 TO LIFE (OR)	1	100.00	225.00
3511253	AWAKENING GROUP OF NA (OR)	2	73.50	0.00
3511235	BASIC NA GROUP (OR)	1	12.50	150.00
3511251	BASIC SERENITY GROUP (OR)	0	0.00	14.00
3511406	CENTRAL OREGON HIGH DESERT ASC	5	325.00	300.00
3511234	COURAGE TO CHANGE (OR)	0	0.00	55.00
3513001	EUGENE AREA ACTIVITIES (OR)	1	50.00	0.00
3511203	FIRESIDE MEN'S STEP STUDY (OR)	1	25.00	0.00
3511216	HAROLD STREET BLUES (OR)	1	48.27	400.00
	INDIVIDUAL MEMBERS	7	223.95	259.00
3511249	KICK THE MONKEY GROUP (OR)	4	275.00	25.00
3511243	LEARNING TO LIVE GROUP (OR)	1	175.00	0.00
3511407	LINN-BENTON AREA (OR)	1	25.00	25.00
3511248	MINUTE BY MINUTE (OR)	0	0.00	40.00
3513006	OUTLAWS IN THE WOODS (OR)	1	1,347.67	598.69
3511601	PACIFIC CASCADE RSC (OR)	3	3,638.97	7,588.48
3511252	SERENE & CLEAN GROUP (OR)	3	31.55	0.00
3511204	SERENITY WELL GROUP (OR)	0	0.00	300.00
3511250	SPIRITUAL JOURNEYS (OR)	3	95.00	120.50
3511241	TUESDAY PARKSIDE (OR)	1	30.00	0.00
3511410	UVASC OF NA (OR)	2	137.50	0.00
3511404	WASHINGTON COUNTY AREA (OR)	3	362.28	50.00
3511226	WOMEN OF SPIRITUAL VALUES (OR)	0	0.00	574.00
Pacific Cascade Region Total:		43	7,001.19	10,724.67
Panama Region				
3911601	PANAMA RSC	1	250.00	0.00
Panama Region Total:		1	250.00	0.00
Peru Region				
30C1601	PERU REGION	2	470.00	0.00
Peru Region Total:		2	470.00	0.00
Poland Region				
30T1601	POLAND REGION	1	260.00	0.00
Poland Region Total:		1	260.00	0.00
Portugal Region				
	INDIVIDUAL MEMBERS	0	0.00	0.50
3521601	PORTUGAL REGION-APNA	0	0.00	1,201.43
3521201	SOUL SEARCHERS LISBON	1	35.00	113.00
Portugal Region Total:		1	35.00	1,314.93
Quebec Region				
3531404	CSL RIVE NORD NA (QC)	1	1,000.00	0.00
3531401	CSL SUD-QUEST (QC)	1	1,366.52	1,000.00
3531209	GROUPE CTE PORTE LA (QC)	1	60.00	0.00
	INDIVIDUAL MEMBERS	0	0.00	42.00
3531208	NA ROUSILLON GROUP (QC)	0	0.00	300.00
3531601	QUEBEC RSC/C.S.R.Q.N.A.	7	12,533.55	9,000.00
3533002	SORORITE WOMEN'S RETREAT (QC)	1	990.00	0.00
3531405	YAMASKA AREA (QC)	1	350.00	0.00
Quebec Region Total:		12	16,300.07	10,342.00
Red River Region				
3311213	OKLATEX NA (TX)	1	200.00	200.00
30H1601	RED RIVER RSC (OK)	3	1,800.00	900.00
Red River Region Total:		4	2,000.00	1,100.00
Region 51 Narcotics Anonymous				
3621248	BLIND FAITH GROUP (NV)	0	0.00	121.00
3031401	CAN NA AREA (AZ)	2	914.27	291.43
3621245	DRUGS NO MORE (NV)	3	150.00	150.00
	INDIVIDUAL MEMBERS	2	2,030.00	1,195.00
3621233	IT WORKS HOW & WHY (NV)	4	131.00	176.00
3621403	NORTH BY NORTHWEST AREA (NV)	5	3,485.19	3,779.64
3621240	PM RECOVERY (NV)	0	0.00	32.23
3621601	REGION 51 NARCOTICS ANONYMOUS	6	14,890.92	14,940.32
3621229	SATURDAY NIGHT SURRENDER (NV)	9	132.00	132.00

		2015-2016 # of Contrib.	2015-2016 YTD Contributions	2014-2015 Contributions
3621249	SATURDAY NIGHT UNLOADED (NV)	7	140.00	140.00
3621401	SOUTHERN NEVADA AREA	1	118.06	0.00
Region 51 Narcotics Anonymous Total:		39	21,991.44	20,957.62
Region del Coqui (Puerto Rico)				
3841405	COMITE NA AREA OLD ACCT	0	0.00	65.00
3841602	COMITE REGIONAL DE SERVICIO NA	0	0.00	167.27
3841403	COMITE SERVICIO NA AREA OESTE	11	138.90	53.10
	INDIVIDUAL MEMBERS	12	80.00	60.00
3841401	NA AREA NORTE CENTRO (PR)	7	284.00	211.00
3841201	SOLO POR HOY GROUP (PR)	2	42.00	47.00
Region del Coqui (Puerto Rico) Total:		32	544.90	603.37
Rio Grande Region				
3551202	CAVERN CITY GROUP (NM)	0	0.00	450.00
3551204	EXPERIENCE, STRENGTH & HOPE	1	360.00	300.00
3551402	GREATER ALBUQUERQUE AREA	10	1,382.44	954.78
	INDIVIDUAL MEMBERS	10	1,322.75	119.42
3551207	MORE WILL BE REVEALED (NM)	7	232.51	396.12
3551217	OPTIONS MEETING OF NA (NM)	6	310.69	617.50
3551601	RIO GRANDE RSC (NM)	0	0.00	3,500.00
3551220	SUNDAY NITE LIVE GROUP (NM)	10	159.40	30.50
3551221	SURRENDER TO WIN (NM)	0	0.00	112.50
Rio Grande Region Total:		44	3,767.79	6,480.82
San Diego/Imperial Region				
3561259	ANONYMOUS (SDIR)	1	37.50	0.00
3561255	CARING & SHARING (SDIR)	3	52.09	39.90
3561257	GENERATIONS OF RECOVERY (SDIR)	2	75.00	0.00
3561406	IMPERIAL VALLEY ASC (SDIR)	0	0.00	1,000.00
	INDIVIDUAL MEMBERS	16	494.75	348.90
3561213	JUST FOR TODAY GROUP (SDIR)	1	15.00	0.00
3561248	LIVING CLEAN THE... (SDIR)	0	0.00	27.00
3561241	LIVING THE DREAM (SDIR)	7	64.75	0.00
3561232	MONDAY NIGHT 2+2 (SDIR)	0	0.00	23.00
3561256	NA BY THE BAY (SDIR)	1	37.50	62.50
3561258	NEW BEGINNINGS (SDIR)	1	5.00	0.00
3561234	NOON AT THE BEACH (SDIR)	1	100.00	0.00
3561405	NORTH CENTRAL ASC (SDIR)	0	0.00	300.00
3561402	NORTH COASTAL AREA (SDIR)	10	841.71	654.49
3561601	SAN DIEGO/IMPERIAL RSC (SDIR)	11	1,791.81	3,325.50
3561215	SATURDAY MORNING LIVE (SDIR)	4	162.00	346.55
3561251	SICK PUPPIES GROUP (SDIR)	0	0.00	100.00
3561254	SMOKELESS MEETING (SDIR)	5	337.00	105.00
3561404	SOUTH BAY ASC (SDIR)	1	224.63	1,346.10
San Diego/Imperial Region Total:		64	4,238.74	7,678.94
Show Me Region				
3571409	CENTRAL OZARKS AREA NA (MO)	3	252.77	164.75
3571243	DOOR TO RECOVERY (MO)	3	313.57	0.00
3571247	DROSTE GROUP (MO)	0	0.00	225.00
3573001	FLIGHT TO FREEDOM CAMPOUT (IL)	1	100.00	1,153.40
3571241	GRATITUDE IN RECOVERY (MO)	2	122.72	52.75
3571403	GREATER ST CHARLES AREA (MO)	2	1,312.00	753.93
3571404	HEARTLAND AREA OF NA (KS)	2	493.71	2,128.25
3571253	I CAN'T WE CAN (MO)	2	135.00	100.00
	INDIVIDUAL MEMBERS	28	1,228.05	1,238.00
3571257	JUST FOR TODAY (IL)	0	0.00	35.00
3571410	MID EASTERN MISSOURI AREA (MO)	1	1,000.00	0.00
3571218	NEW HOPE GROUP (MO)	8	160.00	100.00
3571252	NO EXCUSES GROUP (MO)	12	900.00	550.00
3571402	NORTHLAND AREA OF NA (MO)	4	425.45	1,036.86
3571263	ONE PROMISE MANY GIFTS (MO)	1	77.13	0.00
3571244	OP NA (KS)	19	1,358.00	163.00
3571209	POINT OF FREEDOM GROUP (MO)	6	144.00	144.00
3571406	PRIMARY PURPOSE AREA (MO)	2	226.55	401.83
3571601	SHOW ME RSC (KS)	1	15,394.35	9,244.79
3571212	SPIRITUAL CONNECTION (MO)	1	283.00	435.00
3571408	ST LOUIS AREA NA (MO)	2	1,386.70	500.00
3571259	STEPS OT RECOVERY GROUP (MO)	0	0.00	100.00
3571258	THE FIRST STEP (MO)	0	0.00	175.00
3571256	THE LAST RESORT (MO)	2	50.00	0.00
3571261	THE OTHER SIDE GROUP (MO)	1	25.00	0.00
3571260	TUESDAY NIGHT LIVE (MO)	0	0.00	60.00
3571405	UKCANA/UNITED KANSAS CITY AREA	2	378.32	0.00
3571262	WEBSTER HOPE GROUP (MO)	1	34.22	0.00
Show Me Region Total:		106	25,800.54	18,761.56

		2015-2016 # of Contrib.	2015-2016 YTD Contributions	2014-2015 Contributions
Sierra Sage Region				
3581401	GREATER OWENS VALLEY ASC	1	100.00	225.00
3581213	LIVING FOR TODAY GROUP (NV)	2	20.00	20.00
3581210	NEVER ALONE GROUP (NV)	5	150.00	75.00
3581202	REACHING FOR RECOVERY GP (NV)	0	0.00	14.00
3581402	RURAL NEVADA AREA OF NA	3	170.00	350.00
3581211	SATURDAY NITE SPECIAL (NV)	3	82.00	84.18
3581214	SERENITY SEEKERS (NV)	0	0.00	50.00
3583001	SIERRA SAGE CONVENTION (NV)	0	0.00	10,000.00
3581601	SIERRA SAGE RSC	6	11,500.00	3,500.00
Sierra Sage Region Total:		20	12,022.00	14,318.18
South Dakota Region				
3051206	ABERDEEN NA GROUP (SD)	0	0.00	50.00
3051209	CRUZIN NOT UZIN MEETING (SD)	1	100.00	150.00
3051203	NEW HOPE GROUP (SD)	2	300.46	489.62
3051601	SOUTH DAKOTA RSC (SD)	1	500.00	0.00
3051403	WEST RIVER AREA WRANA (SD)	0	0.00	1,178.25
South Dakota Region Total:		4	900.46	1,867.87
South Florida Region				
3591256	BASIC MEETING (FL)	1	142.97	349.30
3591410	BEACH & BAY AREA OF NA (FL)	3	1,300.00	500.00
3591406	FOREST AREA SERVICE COMM (FL)	1	62.03	25.00
3591408	GULF COAST AREA SERVICES (FL)	9	1,303.94	1,420.98
	INDIVIDUAL MEMBERS	14	681.76	433.27
3591241	NEVER ALONE GROUP (FL)	1	10.00	30.00
3591235	NEW SUNDAY MORNING (FL)	1	50.00	0.00
3591257	NOONTIME RECOVERY (FL)	0	0.00	150.00
3591263	RECOVERY GROUP (FL)	2	20.00	0.00
3591262	SOUL SISTAS GROUP (FL)	2	65.00	50.00
3591401	SOUTH DADE AREA (FL)	2	750.00	0.00
3591601	SOUTH FLORIDA RSC	2	6,075.58	20,623.50
3591261	SPIRITUAL SOLUTIONS GROUP (FL)	0	0.00	125.00
3591405	SUNSET COAST AREA (FL)	1	45.52	635.81
3591205	THE TRUTH WILL SET YOU FREE	3	75.00	50.00
South Florida Region Total:		42	10,581.80	24,392.86
Southern Brazil Region				
30R1601	REGIAO BRASIL SUL	0	0.00	160.00
Southern Brazil Region Total:		0	0.00	160.00
Southern California Region				
36012E2	DOA GROUP (SCAL)	1	20.00	20.00
36012C1	60 MINUTE SOLUTION (SCAL)	0	0.00	165.00
36012E6	AFTER NOON RECOVERY (SCAL)	1	50.00	0.00
3601220	COURAGE TO CHANGE GROUP (SCAL)	3	85.00	156.00
3601290	FREE ON FRIDAY GROUP (SCAL)	1	48.00	75.00
36012E8	FRIDAY NIGHT TGIF (SCAL)	1	170.00	0.00
36012D5	FULL ISSUE GROUP (SCAL)	5	258.25	274.75
3601208	GATE 7 MEETING MONDAY (SCAL)	2	113.00	0.00
36012D9	HI NOON MEETING (SCAL)	0	0.00	37.50
	INDIVIDUAL MEMBERS	64	9,287.48	7,328.00
36012D1	INSIDE JOB (SCAL)	2	461.64	240.00
36012C3	INVITATION TO LIVE GROUP (SCAL)	2	61.62	0.00
36012E3	LAMPLIGHTERS GROUP (SCAL)	0	0.00	56.00
36012D6	LIVING PROOF (SOCAL)	0	0.00	100.00
3603004	MEN'S NA SPIRITUAL RETREAT	0	0.00	1,000.00
36012B5	NEVER ALONE GROUP (SCAL)	0	0.00	7.00
36012C4	NEW LIFE NOON GROUP (SCAL)	8	233.05	275.00
36012C9	NEWHALL CANDLE LIGHT (SCAL)	0	0.00	25.00
36012B1	NORTH HOLLYWOOD STEP STUDY	10	375.00	440.00
36012C8	OUT OF THE DARKNESS (SCAL)	9	260.00	347.50
3601299	QUEST FOR SERENITY (SCAL)	1	195.38	372.00
36012D8	REAL DEAL GROUP (SCAL)	0	0.00	100.00
3601407	SANTA CLARITA AREA (SCAL)	2	650.00	550.00
36012C2	SHARE THE LOVE & HAPPINESS	0	0.00	36.00
36012A8	SHARING FROM THE HEART (SCAL)	2	46.00	62.70
3601601	SOUTHERN CALIFORNIA RSC	2	22,141.63	27,259.01
36012E7	SPIRITUAL AWAKENING GP (SCAL)	1	46.00	0.00
3601207	SUNDAY SURRENDER GROUP (SCAL)	2	33.00	105.20
36012B6	TELL IT LIKE IT IS (SCAL)	3	77.00	82.00
3111237	THE JOURNEY OLD ACCT	0	0.00	240.86
36012E4	THE JOURNEY CONTINUES (SCAL)	8	308.00	97.00
3601206	TOPANGA TRANQUIL GROUP (SCAL)	2	160.00	0.00
36012E1	TUESDAY NIGHT STEP STUDY (SCAL)	0	0.00	50.00

		2015-2016 # of Contrib.	2015-2016 YTD Contributions	2014-2015 Contributions
3601403	WESTEND AREA (SCAL)	4	1,720.18	1,635.14
36012E5	WOMEN'S LIT STUDY (SCAL)	1	72.83	0.00
36012D3	WOMEN'S LIT STUDY (SCAL)	0	0.00	96.66
Southern California Region Total:		137	36,873.06	41,233.32
Southern Idaho Region				
3611209	GLENNS FERRY GROUP (ID)	5	124.96	134.75
3611222	HOPING 4 SURVIVAL (ID)	8	179.52	0.00
	INDIVIDUAL MEMBERS	16	370.00	300.00
3611220	INSANITY TO SERENITY MTG (ID)	1	25.00	25.00
3611225	LATE NIGHT WITH NA (ID)	1	8.86	0.00
3611224	NA GROUP (ID)	2	100.00	0.00
3613005	NA WOMEN'S RETREAT (SIRNA)	0	0.00	350.00
3611202	NEW ATTITUDES GROUP (ID)	7	447.50	301.00
3611223	NO MATTER WHAT CLUB (ID)	6	140.00	0.00
3613004	PACIFIC NORTHWEST CONVENTION	1	1,050.00	2,795.03
3611601	SOUTHERN IDAHO RSC	1	258.48	2,500.00
3611402	TREASURE VALLEY AREA (ID)	3	2,324.21	1,105.28
3611208	WOOD RIVER GROUP (ID)	1	100.00	0.00
Southern Idaho Region Total:		52	5,128.53	7,511.06
Spain Region				
3631203	GROUP CRECIENDO JUNTOS (SP)	2	131.00	0.00
3631205	GRUPO VIVIR LIMPIOS (SP)	2	79.00	0.00
	INDIVIDUAL MEMBERS	9	180.00	565.00
3631206	NA BILBAO ATERPE (SP)	1	554.00	0.00
3631601	NARCOTICOS ANONIMOS-SPAIN RSC	2	2,514.06	6,220.00
Spain Region Total:		16	3,458.06	6,785.00
Sweden Region				
3641214	FROLUNDAGRUPPEN (SW)	2	100.00	100.00
	INDIVIDUAL MEMBERS	12	4,310.00	385.00
3643001	NACKA PEAKERDAY (SW)	1	700.00	0.00
3641201	NEW WAY OF LIFE GROUP (SW)	2	175.65	110.49
3641601	SWEDEN RSC	2	11,587.63	9,975.00
Sweden Region Total:		19	16,873.28	10,570.49
Tejas Bluebonnet Region				
3651243	AGAPE GROUP KERRVILLE (TX)	2	50.00	240.00
3651227	ALIVE & KICKING GROUP (TX)	1	289.50	185.00
3651247	ANONYMOUS (TX)	1	205.00	0.00
3651245	BURNSIDE GROUP (TX)	0	0.00	150.00
3651405	CENTRAL TEXAS AREA	2	4,021.00	0.00
3651238	EASY DOES IT (TX)	1	100.32	0.00
3651403	ESPERANZA AREA (TX)	1	1,500.00	0.00
3653002	ESPERANZA AREA ACTIVITIES (TX)	0	0.00	416.28
3651404	HILL COUNTRY AREA (TX)	3	750.00	504.10
3651402	HOUSTON AREA HASCONA (TX)	1	1,000.00	1,591.27
3651233	HUGS NOT DRUGS (TX)	6	60.00	110.00
	INDIVIDUAL MEMBERS	10	580.00	462.00
3651206	KEEP IT CLEAN GROUP (TX)	2	100.00	30.00
3651235	LIFEGUARD GROUP (TX)	2	799.11	0.00
3651246	LIVING CLEAN GROUP (TX)	1	105.00	200.00
3651220	LOST & FOUND GROUP (TX)	0	0.00	199.04
3311405	NORTH SIDE AREA (TX)	1	250.00	500.00
3651241	OLD SCHOOL K I S GROUP (TX)	7	140.52	99.49
3651242	PASS IT ON GROUP (TX)	0	0.00	60.00
3651240	SATURDAY NIGHT LIVE (TX)	0	0.00	115.77
3651219	SERIOUS UNDERTAKINGS (TX)	2	240.00	250.00
3651244	SPIRITUAL SEEKERS (TX)	2	210.00	496.13
3651229	STEPPING UP GROUP (TX)	1	125.00	74.31
3651601	TEJAS BLUEBONNET RSC	3	3,442.75	21,266.58
3651401	TEXAS TRI-COUNTY AREA (TTCASC)	1	1,782.32	0.00
3651221	THE RIGHT STUFF GROUP (TX)	0	0.00	50.00
3651223	THE SOONER THE BETTER (TX)	11	427.22	368.80
3651236	VICTORIA NA GROUP (TX)	2	200.00	100.00
Tejas Bluebonnet Region Total:		63	16,377.74	27,468.77
Tri State Region				
3661201	BEECHWOOD GROUP (PA)	3	28.00	45.00
3661402	CENTRAL WESTERN PA AREA (CWPA)	4	100.00	100.00
3661413	CENTRAL WESTMORELAND AREA	0	0.00	500.00
3661225	DORMONT GROUP	1	25.00	0.00
3661414	EAST END AREA (EEANA) (PA)	4	794.01	1,287.16
3661266	GROWING TREE GROUP (PA)	1	100.00	129.00
	INDIVIDUAL MEMBERS	1	40.00	0.00
3661408	INTERSTATE CROSSROADS AREA	6	5,600.00	2,500.00

		2015-2016 # of Contrib.	2015-2016 YTD Contributions	2014-2015 Contributions
3661263	LIVING IN RECOVERY GROUP (PA)	8	129.97	244.12
3661270	MEET ME AT THE COUNTER (PA)	0	0.00	87.28
3661405	NORTH EAST AREA (PA)	1	2,500.00	0.00
3661415	NPASCNA	0	0.00	109.00
3661401	PITTSBURGH AREA	1	30.00	0.00
3661272	SECOND CHANCE GROUP (PA)	2	50.00	0.00
3661407	SOUTH HILLS AREA (PA)	11	2,794.66	2,231.44
3661262	ST MARY'S SAT NIGHT NEWCOMERS	0	0.00	140.00
3661264	SUNDAY MORNING SERENITY (WV)	0	0.00	35.00
3661274	SUNDAY NIGHT BEGINNERS (PA)	2	80.00	0.00
3661601	TRI - STATE RSC	3	13,000.00	600.00
3661602	TRI - STATE RSO INC	0	0.00	4,000.00
3661269	USC REC CENTER GROUP (PA)	0	0.00	22.50
3661273	WE DO RECOVER (PA)	1	150.00	0.00
3661271	WEDNESDAY NIGHT NEWCOMERS	2	580.00	0.00
3661204	WOMEN'S RECOVERY GROUP (PA)	0	0.00	40.00
Tri State Region Total:		51	26,001.64	12,070.50
Turkish Region				
30D1601	TURKISH REGION	1	96.75	450.00
Turkish Region Total:		1	96.75	450.00
United Kingdom Region				
3941203	BLACKBURN GROUP	1	127.13	0.00
	INDIVIDUAL MEMBERS	14	542.00	226.00
3941601	UNITED KINGDOM REGION	3	1,940.20	5,523.16
United Kingdom Region Total:		18	2,609.33	5,749.16
Upper Midwest Region				
	INDIVIDUAL MEMBERS	0	0.00	100.00
3671601	UPPER MID-WEST RSC	1	100.00	0.00
Upper Midwest Region Total:		1	100.00	100.00
Upper Rocky Mountain Region				
3681219	ALIVE & FREE GROUP (WY)	3	250.00	300.00
3681403	CENTRAL BASIN AREA OF NA	2	275.00	0.00
3681404	CENTRAL WYOMING AREA	1	103.76	0.00
3681202	CLEAN & FREE GROUP (WY)	1	10.00	70.00
3681221	CODY GROUP (WY)	3	494.00	0.00
3681208	HOPE NOT DOPE GROUP (WY)	1	400.00	250.00
	INDIVIDUAL MEMBERS	1	27.00	0.00
3681210	LIVING CLEAN GROUP (WY)	0	0.00	47.93
3681201	LIVING PROOF GROUP (WY)	7	470.77	307.83
3681220	THE REFUGE NA GROUP (WY)	1	50.00	100.00
3681601	UPPER ROCKY MOUNTAIN RSC	1	1,542.00	0.00
3681402	WYOMING WESTERN AREA	1	150.00	150.00
Upper Rocky Mountain Region Total:		22	3,772.53	1,225.76
Utah Region				
3691405	LAKESIDE UNITY AREA OF NA	8	262.74	329.55
3691216	LIVING THE PROMISE (UT)	1	27.00	0.00
3691401	NORTHERN UTAH AREA	17	490.42	448.28
3691220	SEARCH FOR SERENITY (UT)	4	90.00	90.00
3691221	THANK GOD IT'S FRIDAY (UT)	5	200.00	100.00
3691601	UTAH RSC	6	183.22	61.82
Utah Region Total:		41	1,253.38	1,029.65
Volunteer Region				
	INDIVIDUAL MEMBERS	11	576.00	1,120.00
3701244	NEVER ALONE GROUP (TN)	1	20.00	45.00
3701206	PRIMARY PURPOSE GROUP (TN)	8	199.00	181.52
3701249	RECOVERY FIRST GROUP (TN)	1	748.00	0.00
3701402	TWIN LAKES AREA (TN)	0	0.00	1,996.64
3701601	VOLUNTEER RSC	5	10,435.08	5,700.00
Volunteer Region Total:		26	11,978.08	9,043.16
Washington-Northern Idaho				
3711258	A SIMPLE SOLUTION (WA)	7	257.00	209.00
3711278	ADDICTS IN ACTION (WA)	0	0.00	80.00
3711257	ATMOSPHERE OF RECOVERY (WA)	11	1,456.00	885.00
3711202	BASIC NA GROUP (WA)	2	62.50	0.00
3711271	BGNA (WA)	11	143.00	93.00
3711270	BROTHERS IN RECOVERY (WA)	0	0.00	10.00
3711267	BURNING DESIRES GROUP (WA)	1	50.00	0.00
3713011	CENTRAL WA AREA UNITY DAY	1	201.11	0.00
3711265	CIRCLE OF RECOVERY (WA)	0	0.00	25.00
3711275	EEE - KOOSH-EVA (WA)	0	0.00	25.00
3711251	FREEDOM GROUP OF SEATTLE WA	1	55.00	0.00
3711238	FRIDAY HARBOR GROUP	3	25.02	60.14

		2015-2016 # of Contrib.	2015-2016 YTD Contributions	2014-2015 Contributions
3711207	FRIDAY NIGHT ALIVE GROUP (WA)	11	360.00	453.00
3711277	FRIDAY NIGHT FEVER (WA)	0	0.00	81.00
3711269	FRIDAY NIGHT LIVE GROUP (WA)	2	164.56	275.00
3711283	FRIDAY NIGHT STEP OUT (WA)	2	240.50	0.00
3711241	FRIDAY NIGHT STEP STUDY (WA)	2	123.00	35.00
3711414	GREATER CASCADE LOOP ASC (WA)	1	163.50	0.00
3711273	HOPE IN SOUTH EVERETT (WA)	1	77.00	0.00
	INDIVIDUAL MEMBERS	53	5,648.25	5,990.59
3711249	INSOMNIADICTS (WA)	0	0.00	105.00
3711226	KIND OF THURSDAY NIGHT GROUP	4	615.97	503.42
3711261	LIVING CLEAN... (WA)	9	329.05	398.31
3711285	MEN'S NIGHT OUT GROUP (WA)	1	160.00	0.00
3711213	MORE GRATITUDE LESS ATTITUDE	6	198.83	233.53
3711279	MOVING MOUNTAINS GROUP (WA)	10	963.06	868.70
3711415	N O P ASC (WA)	1	25.00	0.00
3711410	NORTHWEST WASHINGTON AREA	0	0.00	355.71
3711248	OASIS GROUP	4	320.46	278.99
3711284	PORT HADLOCK NA (WA)	2	150.00	0.00
3711286	ROVING WOMEN'S MTG (WA)	1	25.00	0.00
3711280	SATURDAY MORN WOMEN'S MTG (WA)	0	0.00	50.00
3711401	SEATTLE AREA (WA)	3	545.31	704.67
3711252	SERENITY CIRCLE MTG (WA)	2	81.55	403.29
3711274	SERENITY IN SNOHOMISH (WA)	1	150.00	0.00
3711272	SOLUTIONS (WA)	0	0.00	200.00
3711412	SOUTH KING COUNTY (SKCANA)	17	2,913.66	654.07
3711413	SOUTH PUGET SOUND ASC (WA)	1	221.00	0.00
3711282	TAKE IT OR LEAVE IT (WA)	3	75.00	0.00
3711403	THE LEWIS COUNTY AREA (TLCANA)	2	111.30	280.74
3711229	TOWER OF POWER GROUP (WA)	8	69.50	110.65
3711404	TRI - CITIES AREA (WA)	0	0.00	200.00
3711205	UNITY IN UNION GROUP (OR)	3	182.01	17.00
3711281	VASHON WAKE UP CALL (WA)	2	5.00	0.00
3711601	WASHINGTON-NORTHERN IDAHO RSC	2	16,835.36	43,426.64
Washington-Northern Idaho Total:		191	33,003.50	57,012.45
Western New York Region				
	INDIVIDUAL MEMBERS	7	61.79	0.00
3811601	WESTERN NEW YORK RSC	2	4,000.00	4,000.00
Western New York Region Total:		9	4,061.79	4,000.00
Western Russia Region				
30Q1203	HUG GROUP (RUSSIA)	1	37.00	0.00
	INDIVIDUAL MEMBERS	0	0.00	28.00
30Q1202	NOTHING TO FEAR (RUSSIA)	1	25.00	0.00
30Q1601	WESTERN RUSSIA REGION	2	1,170.00	0.00
Western Russia Region Total:		4	1,232.00	28.00
Wisconsin Region				
3721222	A TIME TO SHARE (WI)	1	140.00	0.00
3721406	BADGERLAND AREA SERVICE	12	72.87	77.56
3721410	BASIC AREA SERVICE COMM (WI)	1	50.00	0.00
3721220	FREEDOM FROM ADDICTION (WI)	1	140.00	100.00
	INDIVIDUAL MEMBERS	26	446.11	579.36
3721408	MILWAUKEE AREA SERVICE (WI)	1	150.00	850.00
3721223	NEW YOU GROUP (IL)	1	48.00	0.00
3721409	NORTH CENTRAL WI AREA (WI)	9	1,135.65	784.14
3721402	NORTHEAST WISCONSIN AREA	5	820.25	809.18
3721224	SILVER LININGS GROUP (IL)	1	5.00	0.00
3721201	STRAIGHT AHEAD GROUP (WI)	0	0.00	80.00
3723001	UNITED STATES SERVICE COMM	2	628.89	144.89
3721214	WHEN AT THE END OF THE ROAD	3	178.00	189.00
3721601	WISCONSIN RSC	1	57.18	94.60
Wisconsin Region Total:		64	3,871.95	3,708.73
Grand Total:		3,058	1,018,091.61	1,038,625.76

More Financial Reports

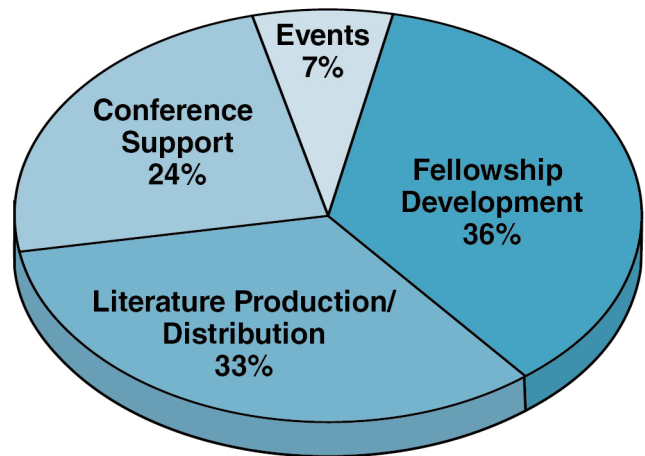
In addition to listing contributions from the NA Fellowship's regions, areas, groups, and individual members, the *NAWS Annual Report* accounts for our finances in two additional reports: consolidated statements of financial position and activities, and an independent auditors' report.

The consolidated statement of financial position (SoFP) and consolidated statement of activities (SoA), also known as the "balance sheet" and "income statement," respectively, report on the financial activity of NA World Services during the fiscal year. The SoFP, or balance sheet, gives a simple breakdown of the current assets and liabilities of NAWS in financial terms. The SoA, or income statement, provides a breakdown of the total income and expense for all branches of NAWS compared to the budget adopted at WSC 2014 and broken down in the categories shown in the chart. Under each set of expenses, we include allocated costs for accounting, personnel, overhead, and technology. These are expenses that cannot be attributed directly to any of the specific areas of activity. They are budgeted and allocated as a fixed percentage that is applied each cycle to each of the four activity areas (literature production and distribution, World Service Conference support, Fellowship development, and events). The allocated percentage is based on three factors: the number of personnel devoted to the activity, the approximate number of labor hours, and the amount of physical office space and other costs associated with things like electricity, water, insurance, taxes, etc., which are required by the activity and estimated for the two-year budget cycle.

The independent auditors' report is provided by an outside firm that conducts a professional audit of NAWS' financial reports and practices in compliance with legal requirements for nonprofits. NAWS contracts with an independent accounting firm to audit its financial statements each fiscal year. In addition, the CPA firm is engaged to perform certain tests of transactions, internal controls, and internal financial practices. In order to comply with legal requirements, we have an Audit Committee. Consistent with normal accounting practice, this workgroup is independent of specific NAWS management control and operates on behalf of the Board.

Although different formatting within the two reports makes a line-by-line comparison difficult, the overall picture is clear: Our internal reports reflect income and expenses within a few dollars of those verified by an independent auditor. This impartial verification serves as an affirmation of our accounting and financial reporting.

Percent of Expense for 2015–2016



Narcotics Anonymous World Services

Consolidated Statement of Financial Position

Balance Sheet – For the Twelve Months Ending 30 June 2016

CURRENT ASSETS

Cash and Cash Equivalents		
Checking Accounts and Money Market	\$1,385,742	
Reserve Accounts	1,424,368	
Total Accessible Cash for Operations	\$2,810,111	
Cash in Iran	321,811	
Reserve for WCNA	0	
Cash Total		\$3,131,922
Accounts Receivable		
Accounts Receivable	\$663,966	
Convention & Conference Clearing Accounts	6,462	
Less Allowance for Doubtful Accounts	(82,395)	
Receivable Total		588,033
Inventory		1,396,353
Prepaid Expenses and Sales Deposits		171,157
WCNA Deposits and Prepaid Expenses		10,000
Total Current Assets		\$5,297,465
EQUIPMENT, FURNITURE AND IMPROVEMENTS		
Equipment and Furniture	\$1,480,529	
Leasehold Improvements	1,023,202	
Intellectual and Software Property	2,503,904	
Less Accumulated Depreciation and Amortization	(3,995,651)	
Total Equipment, Furniture and Improvements		1,011,984
TOTAL ASSETS		\$6,309,449

CURRENT LIABILITIES

Accounts Payable	\$119,004	
Accrued Payroll Expense	252,667	
Total Current Liabilities		\$371,671
Total Long Term Liabilities		0
Total Deferred Income		0
NET ASSETS		
Previous Unrestricted Net Assets	\$5,794,115	
Current Gain / (Loss) Unrestricted Net Assets	143,664	
Total Net Assets		5,937,778
TOTAL LIABILITIES AND NET ASSETS		\$6,309,449

Narcotics Anonymous World Services Consolidated Statement of Activities

Income Statement – For the Twelve Months Ending 30 June 2016

	YTD ACTUAL	YTD BUDGET	VARIANCE
INCOME			
RECOVERY LITERATURE INCOME			
BASIC TEXT: Hardcover English	\$2,129,589	\$2,009,688	\$119,901
BASIC TEXT: Translated	185,527	165,828	19,699
BASIC TEXT: Softcover	1,028,650	898,248	130,402
JUST FOR TODAY	782,883	936,588	(153,705)
IT WORKS: HOW & WHY	628,018	630,384	(2,366)
SPONSORSHIP BOOK	34,429	30,876	3,553
STEP WORKING GUIDES	768,736	739,872	28,864
LIVING CLEAN	461,762	1,028,892	(567,130)
ePUB BOOKS	88,155	60,996	27,159
LITERATURE INCOME (IRAN)	802,679	638,340	164,339
OTHER RECOVERY LITERATURE	1,344,464	1,347,852	(3,388)
Subtotal	\$8,254,892	\$8,487,540	(\$232,648)
OTHER INVENTORY INCOME			
MEDALLIONS	\$838,030	\$784,548	\$53,482
KEY TAGS & CHIPS	1,318,138	1,252,956	65,182
NON-FIPT INFORMATION BOOKLETS	57,804	68,940	(11,136)
HANDBOOKS	46,970	59,448	(12,478)
SPECIALTY ITEMS	83,727	81,564	2,163
GROUP/AREA MATERIALS	173,830	120,024	53,806
MIRACLES HAPPEN	22,309	28,200	(5,891)
Subtotal	\$2,540,808	\$2,395,680	\$145,128
SHIPPING	\$585,222	\$609,168	(\$23,946)
DISCOUNTS	(1,330,777)	(1,419,744)	88,967
DEVELOPMENTAL SUBSIDIES & ALLOWANCES	(130,878)	(214,032)	83,154
Subtotal	(\$876,433)	(\$1,024,608)	\$148,175
Gross Literature Income (less discounts)	\$9,919,267	\$9,858,612	\$60,655
Gross Literature Income (without IRAN)	9,116,588	9,220,272	(103,684)
RECOVERY LITERATURE COST OF GOODS			
BASIC TEXT: Hardcover English	\$370,968	\$373,176	(\$2,208)
BASIC TEXT: Translated	67,093	31,164	35,929
BASIC TEXT: Softcover	122,579	109,896	12,683
JUST FOR TODAY	66,779	102,336	(35,557)
IT WORKS: HOW & WHY	99,453	100,848	(1,395)
SPONSORSHIP BOOK	7,924	6,204	1,720
STEP WORKING GUIDES	78,598	92,664	(14,066)
LIVING CLEAN	59,411	155,172	(95,761)
ePUB BOOKS	28,658	19,020	9,638
LITERATURE PRODUCTION (IRAN)	514,736	376,188	138,548
OTHER RECOVERY LITERATURE	246,912	212,172	34,740
Subtotal	\$1,663,111	\$1,578,816	\$84,295

Narcotics Anonymous World Services Consolidated Statement of Activities

Income Statement – For the Twelve Months Ending 30 June 2016

	YTD ACTUAL	YTD BUDGET	VARIANCE
OTHER INVENTORY COST OF GOODS			
MEDALLIONS	\$181,266	\$167,700	\$13,566
KEY TAGS & CHIPS	273,965	272,988	977
NON-FIPT INFORMATION BOOKLETS	5,208	9,948	(4,740)
HANDBOOKS	10,597	16,404	(5,807)
SPECIALTY ITEMS	24,444	30,312	(5,868)
GROUP/AREA MATERIALS	53,949	36,420	17,529
MIRACLES HAPPEN	4,184	3,912	272
INVENTORY ADJUSTMENT	0	0	0
Subtotal	\$553,613	\$537,672	\$15,941
Total Cost of Goods	\$2,216,724	\$2,116,488	\$100,236
Total Cost of Goods without IRAN	1,701,988	1,740,312	(38,324)
Net Literature Income	\$7,702,543	\$7,742,112	(\$39,569)
Net Literature Income without IRAN	7,414,600	7,479,960	(65,360)
FELLOWSHIP DONATIONS			
BREAKDOWN BY DONOR TYPE			
Members	\$52,734	\$59,616	(\$6,882)
Groups	80,444	90,252	(9,808)
Areas	176,399	133,692	42,707
Regions	540,835	371,700	169,135
Events/Conventions	86,300	28,320	57,980
Unity Day	0	15,216	(15,216)
Zonal & Other Forums	81,380	64,236	17,144
Total Donations	\$1,018,092	\$763,020	\$255,072
MISCELLANEOUS INCOME			
LICENSED VENDOR PAYMENTS	\$29,950	\$26,772	\$3,178
INTEREST	3,752	7,560	(3,808)
MISCELLANEOUS	2,395	0	2,395
INTERBRANCH	0	0	0
Total Miscellaneous Income	\$36,097	\$34,332	\$1,765
OPERATING INCOME (Not including event specific)	\$8,756,732	\$8,539,464	\$217,268
OPERATING INCOME (Not including IRAN)	8,468,789	8,277,312	191,477

Narcotics Anonymous World Services Consolidated Statement of Activities

Income Statement – For the Twelve Months Ending 30 June 2016

	YTD ACTUAL	YTD BUDGET	VARIANCE
EXPENSE			
LITERATURE PRODUCTION & DISTRIBUTION			
FIXED OPERATIONAL EXPENSES			
MARKETING	\$2,781	\$2,544	\$237
IN HOUSE PRODUCTION (not included in Cost of Goods)	84,570	96,060	(11,490)
TRANSLATIONS (not included in Cost of Goods)	41,611	25,992	15,619
LITERATURE DISTRIBUTION (IRAN)	32,594	97,908	(65,314)
SHIPPING	563,146	652,944	(89,798)
BUSINESS PLAN WORK GROUP	\$0	\$17,556	(\$17,556)
LEGAL	37,878	29,292	8,586
LITERATURE PRODUCTION & DISTRIBUTION TRAVEL	8,032	11,112	(3,080)
ACCOUNTING	18,355	20,916	(2,561)
PERSONNEL (Includes amount budgeted to variable projects)	1,297,013	1,202,508	94,505
OVERHEAD	650,934	659,472	(8,538)
TECHNOLOGY	120,983	108,036	12,947
Total Literature Production & Distribution	\$2,857,897	\$2,924,340	(\$66,443)
Total Literature Production & Distribution without IRAN	2,825,303	2,826,420	(1,117)
WORLD SERVICE CONFERENCE SUPPORT			
FIXED OPERATIONAL EXPENSES			
PUBLICATIONS	\$14,336	\$26,964	(\$12,628)
WORLD SERVICE CONFERENCE BIENNIAL MEETING	435,726	470,004	(34,278)
WORLD BOARD	203,468	317,064	(113,596)
HUMAN RESOURCE PANEL	26,148	11,448	14,700
WSC CO-FACILITATOR	5,225	204	5,021
ACCOUNTING	11,275	12,852	(1,577)
PERSONNEL (Includes amount budgeted to variable projects)	796,737	738,684	58,053
OVERHEAD	404,616	405,108	(492)
TECHNOLOGY	74,318	66,360	7,958
Subtotal	\$1,971,849	\$2,048,676	(\$76,827)
VARIABLE OPERATIONAL EXPENSES			
SERVICE SYSTEM	0	60,000	(60,000)
BOOK LENGTH PIECE - TRADITIONS	58,155	90,000	(31,845)
WSC DECISION MAKING WORKGROUP	14,321	0	14,321
FINISHED WSC PROJECTS	1	0	1
Subtotal	\$72,477	\$150,000	(\$77,523)
Total World Service Conference Support	\$2,044,326	\$2,198,676	(\$154,350)

Narcotics Anonymous World Services Consolidated Statement of Activities

Income Statement – For the Twelve Months Ending 30 June 2016

	YTD ACTUAL	YTD BUDGET	VARIANCE
FELLOWSHIP DEVELOPMENT			
FIXED OPERATIONAL EXPENSES			
PUBLICATIONS	\$126,705	\$73,632	\$53,073
FELLOWSHIP SUPPORT	345,169	300,864	44,305
PUBLIC RELATIONS	83,848	75,528	8,320
DEVELOPMENTAL LITERATURE	333,389	384,240	(50,851)
ARCHIVES & INFORMATION MANAGEMENT	0	0	0
ACCOUNTING	17,830	20,316	(2,486)
PERSONNEL (Includes amount budgeted to variable projects)	1,259,956	1,168,152	91,804
OVERHEAD	846,144	640,632	205,512
TECHNOLOGY	117,527	104,952	12,575
Subtotal	\$3,130,568	\$2,768,304	\$362,264
VARIABLE OPERATIONAL EXPENSES			
PUBLIC RELATIONS ROUNDTABLE	\$0	\$18,000	(\$18,000)
Subtotal	\$0	\$18,000	(\$18,000)
Total Fellowship Development	\$3,130,568	\$2,786,304	\$344,264
EVENTS			
FIXED OPERATIONAL EXPENSES			
FUTURE (AND PRIOR) CONVENTIONS	\$6,221	\$24,156	(\$17,935)
LEGAL	0	0	0
ACCOUNTING	4,982	5,676	(694)
PERSONNEL (Includes amount budgeted to variable projects)	352,046	326,400	25,646
OVERHEAD	176,646	179,004	(2,358)
TECHNOLOGY	32,838	29,328	3,510
Total Events (Not including WCNA)	\$572,733	\$564,552	\$8,181
TOTAL EXPENSE (Not inc. WCNA)	\$8,605,524	\$8,473,872	\$131,652
TOTAL EXPENSE (Not inc. IRAN)	\$8,572,930	\$8,375,952	\$196,978
EXCESS REV/EXP (Not inc. WCNA)	\$151,208	\$65,592	\$85,616
EXCESS REV/EXP (Not inc. IRAN)	(104,141)	(98,640)	(5,501)

Narcotics Anonymous World Services Consolidated Statement of Activities

Income Statement – For the Twelve Months Ending 30 June 2016

	<i>YTD ACTUAL</i>	<i>YTD BUDGET</i>	<i>VARIANCE</i>
EVENT SPECIFIC			
EVENT SPECIFIC INCOME			
WCNA-36 INCOME			
REGISTRATION	\$0	\$0	\$0
SPECIAL EVENTS	0	0	0
NEWCOMER DONATIONS	0	0	0
MERCHANDISE	2,774	0	2,774
OTHER SALES	0	0	0
REBATES	0	0	0
Total Event Specific Income	\$2,774	\$0	\$2,774
EVENT SPECIFIC EXPENSE			
WCNA-36 EXPENSE			
REGISTRATION	\$5,620	\$0	\$5,620
SPECIAL EVENTS	0	0	0
PROGRAM	(360)	0	(360)
MERCHANDISE	5,375	0	5,375
FACILITIES	0	0	0
SUPPORT COMMITTEE	(1,010)	0	(1,010)
ADMINISTRATION	693	0	693
CONVENTION LABOR REQUIREMENTS	0	0	0
Total Event Specific Expense	\$10,318	\$0	\$10,318
Total Event Specific Excess Revenue/Expense	(\$7,544)	\$0	(\$7,544)
INCREASE (DECREASE) NET ASSETS	\$143,664	\$65,592	\$78,072
INCREASE (DECREASE) without IRAN	(\$111,685)	(\$98,640)	(\$13,045)



INDEPENDENT AUDITORS' REPORT

To the World Board of
Narcotics Anonymous World Services, Inc.

Report on the Financial Statements

We have audited the accompanying consolidated financial statements of Narcotics Anonymous World Services, Inc. (a nonprofit organization), which comprise the consolidated statements of financial position as of June 30, 2016, 2015 and 2014, and the related consolidated statements of activities, functional expenses and cash flows for the years then ended, and the related notes to the consolidated financial statements.

Management's Responsibility for the Financial Statements

Management is responsible for the preparation and fair presentation of these consolidated financial statements in accordance with accounting principles generally accepted in the United States of America; this includes the design, implementation, and maintenance of internal control relevant to the preparation and fair presentation of financial statements that are free from material misstatement, whether due to fraud or error.

Auditor's Responsibility

Our responsibility is to express an opinion on these consolidated financial statements based on our audits. We did not audit the financial statements of Payam Omega (the official business name of the Iran service office) which statements reflect total assets of \$880,151, \$750,845 and \$679,842 as of June 30, 2016, 2015 and 2014, respectively, and total revenues of \$287,943, \$239,000 and \$237,842, respectively, for the years then ended. Those statements were audited by other auditors whose report has been furnished to us, and our opinion, insofar as it relates to the amounts included for Payam Omega, is based solely on the report of the other auditors. We conducted our audits in accordance with auditing standards generally accepted in the United States of America. Those standards require that we plan and perform the audit to obtain reasonable assurance about whether the consolidated financial statements are free from material misstatement.

An audit involves performing procedures to obtain audit evidence about the amounts and disclosures in the consolidated financial statements. The procedures selected depend on the auditor's judgment, including the assessment of the risks of material misstatement of the financial statements, whether due to fraud or error. In making those risk assessments, the auditor considers internal control relevant to the entity's preparation and fair presentation of the consolidated financial statements in order to design audit procedures that are appropriate in the circumstances, but not for the purpose of expressing an opinion on the effectiveness of the entity's internal control. Accordingly, we express no such opinion. An audit also includes evaluating the appropriateness of accounting policies used and the reasonableness of significant accounting estimates made by management, as well as evaluating the overall presentation of the consolidated financial statements.

Los Angeles • San Francisco • Seattle • Las Vegas • Denver • Sun Valley



www.millerkaplan.com



To the World Board of
Narcotics Anonymous World Services, Inc.

We believe that the audit evidence obtained is sufficient and appropriate to provide a basis for our audit opinion.

Opinion

In our opinion, based on our audits and the report of the other auditors, the consolidated financial statements referred to above present fairly, in all material respects, the financial position of Narcotics Anonymous World Services, Inc. as of June 30, 2016, 2015 and 2014 and the changes in its net assets and its cash flows for the years then ended in accordance with accounting principles generally accepted in the United States of America.


MILLER KAPLAN ARASE LLP

North Hollywood, California

February 15, 2017

Narcotics Anonymous World Services

Consolidated Statement of Financial Position

Exhibit A

	30 June 2016	30 June 2015	30 June 2014
Assets			
Current assets:			
Cash and cash equivalents	\$ 2,594,246	\$ 3,096,902	\$ 3,093,528
Investments - at fair value	544,138	377,456	384,538
Accounts receivable (net of allowance for uncollectible accounts of \$82,395, \$84,529, and \$95,788, respectively)	581,576	550,597	554,604
Publication inventory	1,396,352	1,339,605	1,179,195
Prepaid expenses	197,114	130,389	111,449
Total current assets	5,313,426	5,494,949	5,323,314
Property and equipment:			
Furniture and equipment	1,480,528	1,348,807	1,505,997
Leasehold improvements	1,023,202	977,567	969,769
	<u>2,503,730</u>	<u>2,326,374</u>	<u>2,475,766</u>
Less: accumulated depreciation and amortization	(2,214,316)	(2,078,220)	(2,197,152)
Total property and equipment - net	289,414	248,154	278,614
Other assets:			
Deposits	(15,959)	(58,668)	39,886
Trademarks, software and copyrights (net of accumulated amortization of \$1,781,336, \$1,635,634, and \$1,496,529, respectively)	722,568	654,753	576,210
Total other assets	706,609	596,085	616,096
Total assets	<u>\$ 6,309,449</u>	<u>\$ 6,339,188</u>	<u>\$ 6,218,024</u>
Liabilities and net assets			
Liabilities:			
Accounts payable	\$ 119,003	\$ 311,043	\$ 257,270
Accrued salaries, vacation and tax withholdings payable	252,667	234,030	218,450
Total liabilities	371,670	545,073	475,720
Unrestricted net assets	5,937,779	5,794,115	5,742,304
Total liabilities and net assets	<u>\$ 6,309,449</u>	<u>\$ 6,339,188</u>	<u>\$ 6,218,024</u>

See accompanying notes to consolidated financial statements.

Narcotics Anonymous World Services

Consolidated Statement of Financial Position

Exhibit B

	Year Ended		
	30 June 2016	30 June 2015	30 June 2014
Revenues, gains and other support:			
Sales of publications and program materials	\$ 9,921,371	\$ 9,353,106	\$ 9,980,462
Less discounts and cost of sales	3,013,802	2,979,369	3,073,538
Net sales of publications and program materials	6,907,569	6,373,737	6,906,924
Convention registration and other revenue	4,436	501,814	3,107,869
Fellowship contributions	1,018,092	1,038,626	784,472
Interest	3,753	4,268	8,168
Other	32,210	26,561	28,086
Total revenues, gains and other support	7,966,060	7,945,006	10,835,519
Expenses:			
Literature production and distribution	2,062,147	1,950,838	1,958,372
World Service Conference support	1,968,287	1,584,933	2,053,341
Fellowship development	2,959,648	2,650,119	2,448,236
Events	550,517	1,442,643	3,480,679
	7,540,599	7,628,533	9,940,628
Depreciation and amortization	281,797	264,662	223,002
Total expenses	7,822,396	7,893,195	10,163,630
Change in net assets	143,664	51,811	671,889
Unrestricted net assets:			
Beginning of year	5,794,115	5,742,304	5,070,415
End of year	\$ 5,937,779	\$ 5,794,115	\$ 5,742,304

See accompanying notes to consolidated financial statements.

Narcotics Anonymous World Services

Consolidated Statement of Financial Position

Exhibit C-1

Year Ended 30 June 2016

	Literature Production and Distribution	World Service Conference Support	Fellowship Development	Events	Total
Expenses:					
Salaries, wages and payroll taxes	\$ 1,035,741	\$ 636,241	\$ 1,006,148	\$ 281,130	\$ 2,959,260
Employee health benefits	184,277	113,198	179,011	50,018	526,504
Retirement contribution	25,748	15,817	25,013	6,989	73,567
Contract labor	36,930	22,685	35,874	10,024	105,513
Convention expense	-	-	-	18,199	18,199
Occupancy	255,376	136,852	216,416	60,469	669,113
Travel	2,594	21,139	2,520	704	26,957
Conferences	-	521,379	-	-	521,379
Worldwide workshops	-	-	236,595	-	236,595
Telephone	40,080	24,620	38,934	10,879	114,513
Postage	2,933	2,463	2,850	796	9,042
Office expense	43,974	31,190	42,718	11,936	129,818
Professional fees	101,773	20,513	32,438	9,064	163,788
Equipment leases	171,594	105,407	166,691	46,575	490,267
Computer expense	96,121	59,046	93,374	26,090	274,631
Insurance	20,413	12,540	19,830	5,541	58,324
Developmental literature	-	-	46,065	-	46,065
Free publications	-	14,336	126,706	-	141,042
Free literature	-	-	240,132	-	240,132
Currency conversion	-	-	213,939	-	213,939
Public relations	-	-	83,849	-	83,849
Workgroups	-	-	1	-	1
World Board	-	203,468	-	-	203,468
Fellowship assistance	-	-	107,224	-	107,224
Website expense	24,863	15,273	24,153	6,748	71,037
Other operating expenses	19,730	12,120	19,167	5,355	56,372
	<u>2,062,147</u>	<u>1,968,287</u>	<u>2,959,648</u>	<u>550,517</u>	<u>7,540,599</u>
Depreciation and amortization	98,629	60,586	95,811	26,771	281,797
Total expenses	<u>\$ 2,160,776</u>	<u>\$ 2,028,873</u>	<u>\$ 3,055,459</u>	<u>\$ 577,288</u>	<u>\$ 7,822,396</u>

See accompanying notes to consolidated financial statements.

Narcotics Anonymous World Services Consolidated Statement of Financial Position Exhibit C-2

Year Ended 30 June 2015

	Literature Production and Distribution	World Service Conference Support	Fellowship Development	Events	Total
Expenses:					
Salaries, wages and payroll taxes	\$ 993,771	\$ 610,459	\$ 908,590	\$ 326,525	\$ 2,839,345
Employee health benefits	158,004	97,060	144,461	51,916	451,441
Retirement contribution	26,216	16,104	23,969	8,614	74,903
Contract labor	29,488	18,114	26,961	9,689	84,252
Convention expense	-	-	-	818,520	818,520
Occupancy	262,805	161,437	240,278	86,350	750,870
Travel	6,759	4,152	6,180	4,841	21,932
Conferences	-	166,520	-	-	166,520
Worldwide workshops	-	-	109,601	-	109,601
Telephone	34,939	21,462	31,944	11,480	99,825
Postage	5,291	3,897	4,837	2,584	16,609
Office expense	30,036	18,451	27,462	9,869	85,818
Professional fees	94,072	19,773	29,430	10,576	153,851
Equipment leases	180,091	110,627	164,655	59,173	514,546
Computer expense	80,100	49,204	73,234	26,319	228,857
Insurance	22,409	13,765	20,488	7,363	64,025
Developmental literature	-	-	74,446	-	74,446
Free publications	-	26,986	74,997	-	101,983
Free literature	-	-	267,634	-	267,634
Currency conversion	-	-	166,553	-	166,553
Public relations	-	-	53,819	-	53,819
Workgroups	-	5	1	-	6
World Board	-	230,419	-	-	230,419
Fellowship assistance	-	-	176,025	-	176,025
Website expense	17,461	10,726	15,964	5,737	49,888
Other operating expenses	9,396	5,772	8,590	3,087	26,845
	<u>1,950,838</u>	<u>1,584,933</u>	<u>2,650,119</u>	<u>1,442,643</u>	<u>7,628,533</u>
Depreciation and amortization	<u>92,632</u>	<u>56,902</u>	<u>84,692</u>	<u>30,436</u>	<u>264,662</u>
Total expenses	<u>\$ 2,043,470</u>	<u>\$ 1,641,835</u>	<u>\$ 2,734,811</u>	<u>\$ 1,473,079</u>	<u>\$ 7,893,195</u>

See accompanying notes to consolidated financial statements.

Narcotics Anonymous World Services

Consolidated Statement of Financial Position

Exhibit C-3

Year Ended 30 June 2014

	Literature Production and Distribution	World Service Conference Support	Fellowship Development	Events	Total
Expenses:					
Salaries, wages and payroll taxes	\$ 986,722	\$ 606,129	\$ 958,530	\$ 321,184	\$ 2,872,565
Employee health benefits	158,685	97,477	154,150	43,071	453,383
Retirement contribution	26,714	16,410	25,951	7,251	76,326
Contract labor	24,969	15,338	24,256	6,777	71,340
Convention expense	-	-	-	2,903,544	2,903,544
Occupancy	244,933	150,459	237,935	66,482	699,809
Travel	1,266	4,904	1,776	1,125	9,071
Conferences	-	560,281	-	-	560,281
Worldwide workshops	-	-	132,149	-	132,149
Telephone	30,589	18,790	29,715	8,303	87,397
Postage	8,291	6,130	8,055	13,912	36,388
Office expense	30,872	19,853	29,990	8,380	89,095
Professional fees	118,502	27,022	42,732	11,940	200,196
Equipment leases	180,350	110,787	175,198	48,952	515,287
Computer expense	97,957	60,174	95,159	26,588	279,878
Insurance	23,220	14,264	22,556	6,302	66,342
Developmental literature	-	-	38,895	-	38,895
Free publications	-	55,538	77,353	-	132,891
Free literature	-	-	208,465	-	208,465
Currency conversion	-	-	4,896	-	4,896
Public relations	-	-	95,614	-	95,614
Workgroups	370	7,141	378	100	7,989
World Board	-	267,329	-	-	267,329
Fellowship assistance	-	-	60,265	-	60,265
Website expense	19,168	11,775	18,620	5,203	54,766
Other operating expenses	5,764	3,540	5,598	1,565	16,467
	<u>1,958,372</u>	<u>2,053,341</u>	<u>2,448,236</u>	<u>3,480,679</u>	<u>9,940,628</u>
Depreciation and amortization	<u>78,051</u>	<u>47,945</u>	<u>75,821</u>	<u>21,185</u>	<u>223,002</u>
Total expenses	<u>\$ 2,036,423</u>	<u>\$ 2,101,286</u>	<u>\$ 2,524,057</u>	<u>\$ 3,501,864</u>	<u>\$ 10,163,630</u>

See accompanying notes to consolidated financial statements.

Narcotics Anonymous World Services

Consolidated Statement of Financial Position

Exhibit D

	Year Ended		
	30 June 2016	30 June 2015	30 June 2014
Cash flows from operating activities:			
Change in net assets	\$ 143,664	\$ 51,811	\$ 671,889
Adjustment to reconcile change in net assets to net cash provided by operating activities:			
Depreciation and amortization	281,797	264,662	223,002
(Increase) decrease in assets:			
Accounts receivable	(30,979)	4,007	112,342
Publication inventory	(56,747)	(160,410)	(14,231)
Prepaid expenses	(66,725)	(18,940)	49,780
Deposits	(42,709)	98,554	579,926
Increase (decrease) in liabilities:			
Accounts payable	(192,040)	53,773	(103,867)
Accrued salaries and withholdings payable	18,637	15,580	33,394
Deferred convention revenue	-	-	(1,364,469)
Net cash provided by operating activities	54,898	309,037	187,766
Cash flows from investing activities:			
Purchases of investments	(495,415)	(444,907)	(445,158)
Proceeds from the sale of investments	328,733	451,989	445,216
Purchases of furniture and equipment	(131,720)	(86,233)	(150,536)
Purchases of leasehold improvements	(45,635)	(8,864)	(34,757)
Payments to secure copyrights and trademarks and purchase software	(213,517)	(217,648)	(302,979)
Net cash (used) by investing activities	(557,554)	(305,663)	(488,214)
Net increase (decrease) in cash and cash equivalents	(502,656)	3,374	(300,448)
Cash and cash equivalents:			
Beginning of year	3,096,902	3,093,528	3,393,976
End of year	\$ 2,594,246	\$ 3,096,902	\$ 3,093,528

See accompanying notes to consolidated financial statements.

Notes to Consolidated Financial Statement

Independent Auditors' Report Years Ended June 2016, 2015, and 2014

NOTE 1 - ORGANIZATION AND NATURE OF ACTIVITIES

Narcotics Anonymous World Services, Inc. (NAWS) was incorporated on 25 January 1977 and is headquartered in Chatsworth, California. In addition, NAWS operates literature distribution facilities in India and Toronto, Canada, and offices in Brussels, Belgium, and Iran. NAWS' Iranian service office is known as Payam Omega. NAWS is a not-for-profit organization that provides communications and information for the Fellowship of Narcotics Anonymous (NA). NAWS achieves its purpose by maintaining correspondence with NA groups and service committees, by printing and distributing World Services Conference (WSC) approved literature, and by maintaining the archives and files of NA.

In 1993, NA established the Fellowship Intellectual Property Trust (the Trust). The Trust was established for the purpose of holding and administering all recovery material and other intellectual properties of NA. The Trust is included in the consolidated financial statements of NAWS as a result of common control.

NAWS is exempt from income tax under Section 501(c)(3) of the Internal Revenue Code and under the California Revenue and Taxation Code. The Trust is also exempt under the applicable Internal Revenue Code and comparable California Revenue and Taxation Code. In addition, the Internal Revenue Service has determined that NAWS and the Trust are not private foundations within the meaning of Section 509(a) of the Internal Revenue Code. Therefore, no provision for federal and state income taxes was made for either NAWS or the Trust.

NOTE 2 - SUMMARY OF SIGNIFICANT ACCOUNTING POLICIES

- A. Consolidation Policy and Basis of Accounting:** The accompanying consolidated financial statements include the accounts of NAWS and the Trust. Significant intercompany balances and transactions are eliminated in consolidation. The consolidated financial statements are prepared on the accrual basis of accounting.
- B. Financial Statement Presentation:** Under U.S. generally accepted accounting principles (GAAP) not-for-profit organizations are required to report information regarding financial position and activities according to three classes of net assets: unrestricted net assets, temporarily restricted net assets and permanently restricted net assets. As of 30 June 2016, 2015 and 2014, NAWS held no temporarily or permanently restricted net assets.
- C. Cash and Cash Equivalents:** NAWS considers all funds held in checking, savings and money market accounts to be cash and cash equivalents. Short term investments with initial maturities of 90 days or less are also considered cash equivalents.
- D. Investments:** NAWS investments are reported at fair value. Investments include certificates of deposit, equities and government securities. See Note 5.
- E. Publication Inventory:** Publications and other items held for resale are included in inventory and are carried at the lower of cost or market, with cost determined by the first-in, first-out method.
- F. Property and Equipment:** Leasehold improvements and furniture and equipment are stated at cost. Major additions are capitalized while replacements, maintenance and repairs that do not improve or extend the useful life of the asset are expensed. Depreciation and amortization are computed using the straight-line method over the estimated useful lives of the related assets, which are as follows:

Leasehold improvements	5 years
Furniture and equipment	5 - 10 years

Depreciation and amortization expense for the years ended 30 June 2016, 2015, and 2014 amounted to \$136,095, \$125,557 and \$114,736, respectively.

- G. Trademarks and Copyrights:** The cost of acquiring and defending copyrights and trademarks is capitalized and is amortized over the approximate economic life of the copyright or trademark, which is estimated to be ten years. The cost of computer software is also capitalized and amortized over a period of seven years. Amortization expense for the years ended 30 June 2016, 2015 and 2014 amounted to \$145,702, \$139,105 and \$108,266, respectively.
- H. Accounts Receivable and Allowance for Doubtful Accounts:** Accounts receivable are reported net of an allowance for doubtful accounts. The allowance is based on management's estimate of the amount of receivables that will actually be collected. Management estimates uncollectible accounts based on the age of the receivable and other factors.

NOTE 2 - SUMMARY OF SIGNIFICANT ACCOUNTING POLICIES (Continued)

- I. Translation of Foreign Financial Statements:** Financial operations in Canada, Europe and the Middle East are translated throughout the year to United States dollars. Gains or losses resulting from translating foreign currency financial statements are recorded in the consolidated statements of activities.
- J. Estimates:** The preparation of financial statements in conformity with accounting principles generally accepted in the United States of America requires management to make estimates and assumptions that affect certain reported amounts and disclosures in the financial statements. Actual results could differ from those estimates.
- K. Functional Allocation of Expenses:** Based on estimates developed by management, 2016, 2015 and 2014 program service costs totaled \$7,040,156, \$7,103,875 and \$9,147,266, management and general costs totaled \$782,240, \$789,320 and \$1,016,364, respectively.
- L. Tax Status:** Accounting principles generally accepted in the United States of America require management to evaluate tax positions taken by NAWS and recognize a tax liability if NAWS has taken a tax position that more likely than not would not be sustained upon examination by a tax authority. NAWS is subject to routine audits by taxing jurisdictions; however, there are currently no audits for any tax periods in progress.

NOTE 3 - RETIREMENT PLAN

NAWS maintains a qualified defined contribution retirement plan, which covers all employees. Under the terms of the plan, employees may elect to contribute pre-tax earnings up to the maximum allowable amount under the Internal Revenue Code. NAWS matches deferrals of up to 5% of compensation based on the employee's number of years of service. NAWS contributions totaled \$73,567, \$74,903 and \$76,326 for the years ended 30 June, 2016, 2015 and 2014, respectively.

NOTE 4 - OPERATING AND CAPITAL LEASES

NAWS has entered into various capital lease agreements for the use of office equipment and facilities. The following is a schedule of future minimum rental payments required under operating leases that have initial or remaining noncancelable lease terms in excess of one year as of 30 June 2016:

Year ending 30 June,	
2017	\$ 875,147
2018	686,165
2019	552,232
2020	398,132
2021	82,725
Total minimum payments required	<u>\$ 2,594,401</u>

Total payments made under the leases during the years ended 30 June 2016, 2015 and 2014 were \$995,641, \$1,008,338 and \$998,575, respectively.

NOTE 5 - INVESTMENTS

GAAP establishes a fair value hierarchy that prioritizes valuation inputs into three levels based on the extent to which inputs used in measuring fair value are observable in the market:

Level 1 – Inputs are quoted prices in an active market.

Level 2 – Inputs are quoted prices for similar instruments and model-based valuation techniques for which all significant assumptions are observable in the market or can be corroborated by observable market data.

Level 3 – Inputs are generally unobservable and typically reflect management's estimates of assumptions that market participants would use in pricing the asset or liability.

NOTE 5 - INVESTMENTS (Continued)

The following tables summarize investments based on the inputs used to value them:

30 June 2016				
	Level 1	Level 2	Level 3	Total
Certificates of deposit	\$ -	\$ -	\$ 535,364	\$ 535,364
U.S. Government and Government Agency obligations	-	2,359	-	2,359
Equities:	6,415	-	-	6,415
	<u>\$ 6,415</u>	<u>\$ 2,359</u>	<u>\$ 535,364</u>	<u>\$ 544,138</u>

30 June 2015				
	Level 1	Level 2	Level 3	Total
Certificates of deposit	\$ -	\$ -	\$ 367,646	\$ 367,646
U.S. Government and Government Agency obligations	-	3,010	-	3,010
Equities	6,800	-	-	6,800
	<u>\$ 6,800</u>	<u>\$ 3,010</u>	<u>\$ 367,646</u>	<u>\$ 377,456</u>

30 June 2014				
	Level 1	Level 2	Level 3	Total
Certificates of deposit	\$ -	\$ -	\$ 373,516	\$ 373,516
U.S. Government and Government Agency obligations	-	3,892	-	3,892
Equities	7,130	-	-	7,130
	<u>\$ 7,130</u>	<u>\$ 3,892</u>	<u>\$ 373,516</u>	<u>\$ 384,538</u>

Level 1 investments comprise equities traded daily on an active exchange. Level 2 investments consist of government obligations valued based on trade prices for similar securities. Level 3 investments are certificates of deposit reported at cost, which approximates fair value.

The following tables reconcile the beginning and ending fair value of the Plan's Level 3 investments:

	Year Ended		
	30 June 2016	30 June 2015	30 June 2014
Balance, 1 July	\$ 367,646	\$ 373,516	\$ 373,000
Purchases/accrued interest	495,415	444,907	444,068
Sales/maturities	(327,697)	(450,777)	(443,552)
Balance, 30 June	<u>\$ 535,364</u>	<u>\$ 367,646</u>	<u>\$ 373,516</u>

NOTE 6 - CONCENTRATIONS OF CREDIT RISK

NAWS places its cash and cash equivalents with high quality financial institutions. Cash in U.S. banks is covered by the Federal Deposit Insurance Corporation (FDIC) up to \$250,000 per bank. Cash in Canadian accounts is insured up to \$100,000 (Canadian) per bank. At 30 June 2016, deposits in U.S. institutions exceeded insurance limits by \$292,466 and deposits in Canadian banks exceeded insurance limits by \$389,211 (Canadian). Cash in other foreign accounts is not insured by the FDIC and totaled approximately \$445,394 (excluding Iran) as of 30 June 2016.

Assets reported in the statement of financial position as of 30 June 2016 include cash of approximately \$322,000 and publication inventory of approximately \$558,000 at Payam Omega. Due to current relations between Iran and the United States, it is unlikely that NAWS could transfer such assets out of Iran; accordingly their use is limited to Iranian operations.

NOTE 7 - EMPLOYMENT CONTRACT

NAWS has entered into an employment agreement with its Executive Director. The agreement provides for compensation and benefits and expires on 31 December 2018. Should the agreement be terminated by NAWS, certain amounts would be payable to the Executive Director as defined in the agreement. Such amounts have not been accrued as of 30 June 2016.

NOTE 8 - SUBSEQUENT EVENTS

Management has evaluated subsequent events through 15 February 2017, the date these financial statements were available to be issued. There were no material subsequent events that require recognition or additional disclosure in these financial statements.

Our recovery is
something we can
trust and believe in.
New beginnings are
possible anytime
we are ready.

—*Living Clean,*
“The Ties that Bind,”
Chapter Two